

JULY 23, 2013

Obama's Ratings Slip Back, Again

---

## Many Say Economic Recovery is Still a Long Way Off

---

**FOR FURTHER INFORMATION CONTACT  
THE PEW RESEARCH CENTER FOR THE  
PEOPLE & THE PRESS**

**Michael Dimock**

Director

**Carroll Doherty**

Associate Director

1615 L St, N.W., Suite 700  
Washington, D.C. 20036  
Tel (202) 419-4372  
Fax (202) 419-4399  
[www.people-press.org](http://www.people-press.org)

---

## Obama's Ratings Slip Back, Again

# Many Say Economic Recovery Is Still a Long Way Off

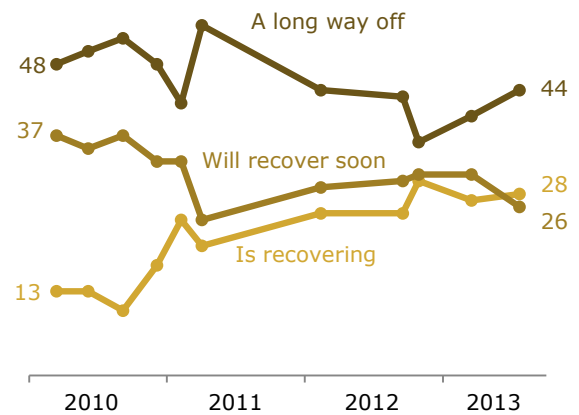
Four years after the recession officially ended, the economic recovery remains a long way off in the view of many Americans.

A new survey by the Pew Research Center, conducted July 17-21 among 1,480 adults, finds that 44% say it will be a long time before the nation's economy recovers. Smaller percentages say either the economy already is recovering (28%) or will recover soon (26%).

These opinions are little changed from March. But last October, shortly before the presidential election, fewer Americans (36%) said it would be a long time before the economy recovers. At that time, 61% said the economy was already recovering or would recover soon; today 54% say this.

Opinions of current economic conditions, which had improved modestly in June, have slipped back to levels from earlier this year. Currently, 17% say economic conditions are excellent or good, while 82% rate them as only fair or poor. [In June](#), 23% rated the economy as excellent or good, the most positive measure in more than five years.

### Views of the Economic Recovery



PEW RESEARCH CENTER July 17-21, 2013.

The survey finds that Barack Obama's overall job rating, which was more positive than negative in both May and June, is now evenly divided: 46% approve of his job performance while 46% disapprove.

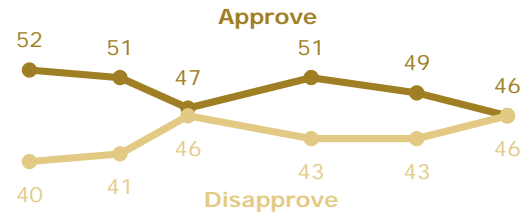
Obama's job rating among whites is among his lowest ever. Just 33% of whites approve of the job Obama is doing as president, while 60% disapprove. (See the table at the end of this report for a detailed look at Obama job approval.)

Views of Congress remain historically negative: just 21% have a favorable opinion of Congress while 70% view it unfavorably. Opinions of Congress fell to a 20-year low in [August 2011](#), following the contentious debate over raising the nation's debt ceiling, and have never recovered.

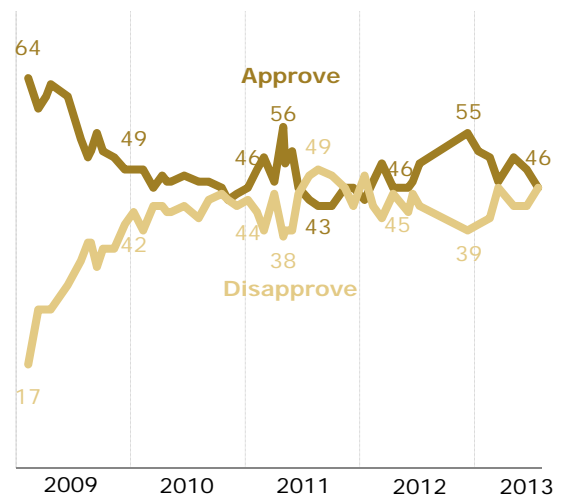
Large majorities across nearly all demographic and partisan groups have an unfavorable impression of Congress. About seven-in-ten independents (73%) view Congress unfavorably, as do 69% of Democrats and 67% of Republicans. Notably, unfavorable opinions about Congress are about as widespread among liberal Democrats (79% unfavorable) as among Republicans and Republican-leaning independents who agree with the Tea Party (81% unfavorable).

## Obama's Job Performance

Current Year



Since Taking Office



PEW RESEARCH CENTER July 17-21, 2013.

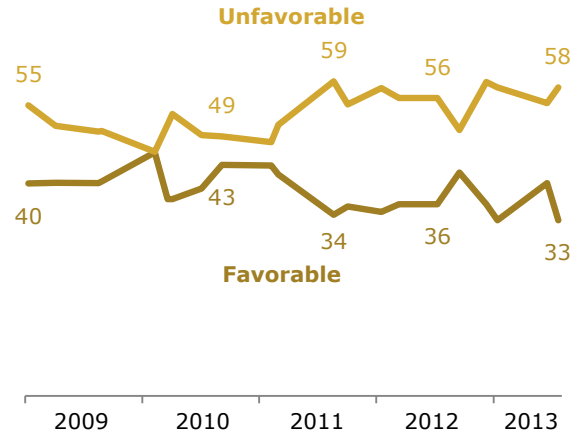
And views of both political parties are negative on balance. For the Republican Party, this is nothing new: Currently, 33% view the Republican Party favorably while 58% view it unfavorably. That is identical to opinions of the GOP in January, but continues to be among the most negative ratings for the party in more than 20 years of polling.

Opinions of the Democratic Party, meanwhile, are more unfavorable than favorable for the first time since January 2012: 41% view the Democratic Party favorably, while 50% view it unfavorably.

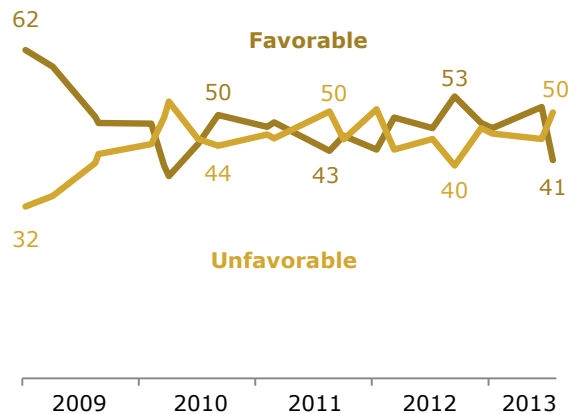
The Democratic Party continues to hold a favorability edge over the GOP, in part because Democrats have a more positive view of their own party (78% favorable) than Republicans have of theirs (70% favorable). Independents have about equally low regard for the Democratic Party (32% favorable) as the Republican Party (31%).

## Views of the Parties

### Republican Party



### Democratic Party



PEW RESEARCH CENTER July 17-21, 2013. Q7a,b.

## Views of the National Economy

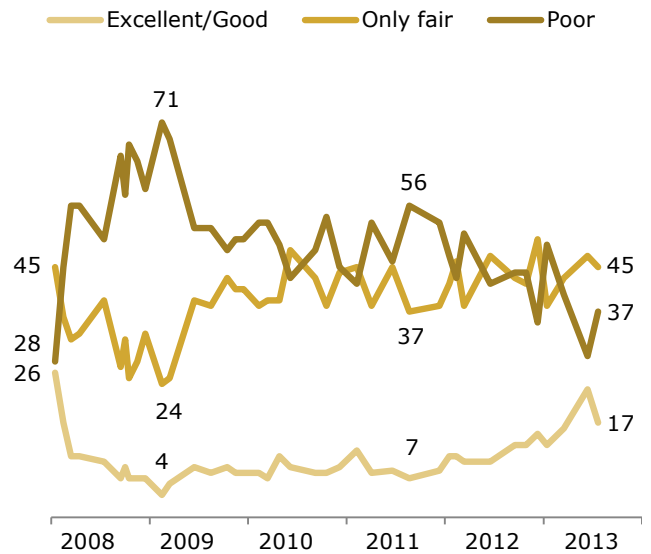
Views of the national economy had been on a positive trajectory until this month. The percentage rating the economy as excellent or good had risen from 13% in January to 23% in June, before falling back to 17% in the current survey.

The share rating the economy as poor fell 20 points – from 49% to 29% – between January and June; currently, 37% view economic conditions as poor, up eight points from a month ago.

Nonetheless, perceptions of economic conditions have become much less negative since the early months of Obama's presidency. In February 2009, 71% rated economic conditions as poor, the highest percentage ever in a Pew Research Center survey. Almost two years ago, 56% said the economy was poor, 19 points higher than today.

The public thinks that the economic recovery has yet to take hold: 28% say the economy is recovering, 26% say it has not yet recovered but will soon and 44% say it will be a long time before the economy recovers.

## Views of the National Economy



PEW RESEARCH July 17-21, 2013. Q33.

People with higher family incomes are more likely than those with lower incomes to say the economic recovery is underway. About four-in-ten (41%) of those with incomes of \$100,000 or more say the economy is recovering as do 34% of those with incomes of \$75,000-\$99,999. Just a quarter of those with lower family incomes say the economy is recovering.

Partisanship also is a factor in these opinions. About twice as many Democrats as Republicans say the economy is recovering (38% vs. 17%); Republicans are twice as likely to say the recovery is a long way off (56% vs. 28%).

Republicans' views of the recovery have changed little since October, when 52% said it would be a long time before the economy recovered. But higher percentages of Democrats and independents say the recovery is a long way off than did so in October, shortly before the election: 28% of Democrats express that view currently, up from 18% then. Among independents, 47% say recovery will take a long time, up from 40% then.

---

### Views of Recovery Vary Widely by Partisanship, Family Income

*Best describes your view of the economy ...*

|                      | Recovering<br>% | Will<br>recover<br>soon<br>% | Will be a long<br>time before it<br>recovers<br>% | DK<br>% |
|----------------------|-----------------|------------------------------|---|---------|
| Total                | 28              | 26                           | 44  | 2=100   |
| White                | 26              | 21                           | 50  | 3=100   |
| Black                | 29              | 36                           | 31  | 3=100   |
| Hispanic             | 32              | 39                           | 28  | 1=100   |
| 18-29                | 32              | 36                           | 30  | 2=100   |
| 30-49                | 28              | 29                           | 42  | 1=100   |
| 50-64                | 23              | 20                           | 54  | 3=100   |
| 65+                  | 30              | 18                           | 47  | 4=100   |
| <i>Family income</i> |                 |                              |   |         |
| \$100,000+           | 41              | 21                           | 37  | 1=100   |
| \$75,000-\$99,999    | 34              | 30                           | 32  | 4=100   |
| \$30,000-\$74,999    | 26              | 22                           | 50  | 2=100   |
| Less than \$30,000   | 23              | 32                           | 43  | 2=100   |
| Republican           | 17              | 23                           | 56  | 3=100   |
| Democrat             | 38              | 33                           | 28  | 1=100   |
| Independent          | 27              | 24                           | 47  | 2=100   |

PEW RESEARCH CENTER July 17-21, 2013. Q34. Figures may not add to 100% because of rounding,

---

## About the Survey

The analysis in this report is based on telephone interviews conducted July 17-21, 2013 among a national sample of 1,480 adults, 18 years of age or older, living in all 50 U.S. states and the District of Columbia (750 respondents were interviewed on a landline telephone, and 730 were interviewed on a cell phone, including 382 who had no landline telephone). The survey was conducted by interviewers at Princeton Data Source under the direction of Princeton Survey Research Associates International. A combination of landline and cell phone random digit dial samples were used; both samples were provided by Survey Sampling International. Interviews were conducted in English and Spanish. Respondents in the landline sample were selected by randomly asking for the youngest adult male or female who is now at home. Interviews in the cell sample were conducted with the person who answered the phone, if that person was an adult 18 years of age or older. For detailed information about our survey methodology, see <http://people-press.org/methodology/>

The combined landline and cell phone sample are weighted using an iterative technique that matches gender, age, education, race, Hispanic origin and nativity and region to parameters from the 2011 Census Bureau's American Community Survey and population density to parameters from the Decennial Census. The sample also is weighted to match current patterns of telephone status and relative usage of landline and cell phones (for those with both), based on extrapolations from the 2012 National Health Interview Survey. The weighting procedure also accounts for the fact that respondents with both landline and cell phones have a greater probability of being included in the combined sample and adjusts for household size among respondents with a landline phone. Sampling errors and statistical tests of significance take into account the effect of weighting. The following table shows the unweighted sample sizes and the error attributable to sampling that would be expected at the 95% level of confidence for different groups in the survey:

| <b>Group</b> | <b>Unweighted sample size</b> | <b>Plus or minus...</b> |
|--------------|-------------------------------|-------------------------|
| Total sample | 1,480                         | 3.0 percentage points   |
| Republican   | 318                           | 6.4 percentage points   |
| Democrat     | 446                           | 5.4 percentage points   |
| Independent  | 644                           | 4.5 percentage points   |

Sample sizes and sampling errors for other subgroups are available upon request.

In addition to sampling error, one should bear in mind that question wording and practical difficulties in conducting surveys can introduce error or bias into the findings of opinion polls.

**PRESIDENTIAL APPROVAL TABLE***Pew Research Center, July 17-21, 2013*

Q2: Do you approve or disapprove of the way Barack Obama is handing his job as president?

|                                  | <u>Approve</u> | <u>Disapprove</u> | <u>(VOL.)<br/>DK/Ref</u> | <u>N</u> |
|----------------------------------|----------------|-------------------|--------------------------|----------|
|                                  | <u>%</u>       | <u>%</u>          | <u>%</u>                 |          |
| <b>TOTAL</b>                     | 46             | 46                | 7                        | 1480     |
| <b>SEX</b>                       |                |                   |                          |          |
| Men                              | 42             | 50                | 8                        | 738      |
| Women                            | 51             | 43                | 6                        | 742      |
| <b>AGE</b>                       |                |                   |                          |          |
| 18-49                            | 51             | 40                | 9                        | 582      |
| 50+                              | 41             | 54                | 5                        | 873      |
| <b>DETAILED AGE</b>              |                |                   |                          |          |
| 18-29                            | 52             | 37                | 12                       | 233      |
| 30-49                            | 51             | 42                | 7                        | 349      |
| 50-64                            | 41             | 54                | 5                        | 468      |
| 65+                              | 41             | 54                | 5                        | 405      |
| <b>GENDER BY AGE</b>             |                |                   |                          |          |
| Men 18-49                        | 46             | 43                | 11                       | 330      |
| Men 50+                          | 36             | 59                | 5                        | 399      |
| Women 18-49                      | 57             | 36                | 7                        | 252      |
| Women 50+                        | 46             | 50                | 5                        | 474      |
| <b>RACE</b>                      |                |                   |                          |          |
| White, non-Hispanic              | 33             | 60                | 7                        | 1047     |
| Black, non-Hispanic              | 93             | 5                 | 3                        | 153      |
| Hispanic                         | 69             | 22                | 9                        | 166      |
| <b>EDUCATION</b>                 |                |                   |                          |          |
| College grad+                    | 54             | 40                | 6                        | 582      |
| Some college                     | 39             | 53                | 9                        | 408      |
| High school or less              | 47             | 46                | 7                        | 481      |
| <b>FAMILY INCOME</b>             |                |                   |                          |          |
| \$75,000+                        | 47             | 48                | 5                        | 428      |
| \$30,000-\$74,999                | 42             | 51                | 7                        | 480      |
| Less than \$30,000               | 53             | 38                | 8                        | 414      |
| <b>RELIGIOUS PREFERENCE</b>      |                |                   |                          |          |
| Total Protestants                | 41             | 53                | 7                        | 743      |
| White NH evang. Prot.            | 17             | 77                | 6                        | 276      |
| White NH mainline Prot.          | 33             | 59                | 8                        | 276      |
| Total Catholic                   | 52             | 40                | 8                        | 313      |
| White NH Cath.                   | 38             | 55                | 7                        | 193      |
| Unaffiliated                     | 52             | 40                | 8                        | 277      |
| <b>ATTEND RELIGIOUS SERVICES</b> |                |                   |                          |          |
| Weekly or more                   | 41             | 53                | 6                        | 584      |
| Less than weekly                 | 50             | 42                | 8                        | 883      |
| <b>REGION</b>                    |                |                   |                          |          |
| Northeast                        | 55             | 41                | 4                        | 246      |
| Midwest                          | 43             | 50                | 7                        | 320      |
| South                            | 43             | 49                | 7                        | 542      |
| West                             | 48             | 43                | 9                        | 372      |



**PRESIDENTIAL APPROVAL TABLE (CONT.)***Pew Research Center, July 17-21, 2013*

Q2: Do you approve or disapprove of the way Barack Obama is handling his job as president?

|                             | <u>Approve</u> | <u>Disapprove</u> | (VOL.)<br><u>DK/Ref</u> | <u>N</u> |
|-----------------------------|----------------|-------------------|-------------------------|----------|
|                             | %              | %                 | %                       |          |
| <b>REGISTERED VOTER</b>     |                |                   |                         |          |
| Yes, certain                | 45             | 50                | 6                       | 1183     |
| Not registered              | 51             | 38                | 11                      | 297      |
| <b>PARTY ID</b>             |                |                   |                         |          |
| Republican                  | 14             | 84                | 2                       | 318      |
| Democrat                    | 82             | 13                | 5                       | 446      |
| Independent                 | 39             | 53                | 9                       | 644      |
| <b>PARTY WITH LEANERS</b>   |                |                   |                         |          |
| Rep/Lean Rep                | 15             | 82                | 3                       | 578      |
| Dem/Lean Dem                | 76             | 16                | 8                       | 716      |
| <b>IDEOLOGY</b>             |                |                   |                         |          |
| Conservative                | 31             | 66                | 3                       | 517      |
| Moderate                    | 51             | 41                | 8                       | 578      |
| Liberal                     | 68             | 23                | 8                       | 319      |
| <b>PARTY AND IDEOLOGY</b>   |                |                   |                         |          |
| Conservative Republican     | 10             | 89                | 1                       | 218      |
| Mod/Lib Republican          | --             | --                | --                      | 97       |
| Mod/Cons Democrat           | 78             | 17                | 6                       | 257      |
| Liberal Democrat            | 88             | 7                 | 4                       | 178      |
| <b>AMONG WHITES</b>         |                |                   |                         |          |
| Men                         | 28             | 63                | 9                       | 516      |
| Women                       | 38             | 57                | 5                       | 531      |
| 18-49                       | 36             | 55                | 9                       | 335      |
| 50+                         | 31             | 64                | 5                       | 695      |
| College grad+               | 48             | 47                | 5                       | 435      |
| Some college or less        | 26             | 66                | 8                       | 608      |
| Male college grad+          | 41             | 53                | 6                       | 214      |
| Female college grad+        | 55             | 40                | 5                       | 221      |
| Male some college or less   | 22             | 68                | 11                      | 300      |
| Female some college or less | 30             | 64                | 6                       | 308      |
| \$75,000+                   | 41             | 54                | 5                       | 325      |
| \$30,000-\$74,999           | 31             | 62                | 7                       | 355      |
| Less than \$30,000          | 30             | 60                | 10                      | 251      |
| Republican                  | 6              | 92                | 2                       | 270      |
| Democrat                    | 75             | 20                | 5                       | 250      |
| Independent                 | 28             | 63                | 9                       | 488      |
| Northeast                   | 41             | 53                | 6                       | 170      |
| Midwest                     | 35             | 58                | 7                       | 257      |
| South                       | 25             | 67                | 8                       | 368      |
| West                        | 37             | 56                | 7                       | 252      |

**PEW RESEARCH CENTER FOR THE PEOPLE & THE PRESS**  
**JULY 2013 POLITICAL SURVEY**  
**FINAL TOPLINE**  
**July 17-21, 2013**  
**N=1,480**

**RANDOMIZE Q.1 AND Q.2****ASK ALL:**

Q.1 All in all, are you satisfied or dissatisfied with the way things are going in this country today?

|                              | Satis-<br><u>fied</u> | Dis-<br><u>satisfied</u> | (VOL.)<br><u>DK/Ref</u> |                       | Satis-<br><u>fied</u> | Dis-<br><u>satisfied</u> | (VOL.)<br><u>DK/Ref</u> |
|------------------------------|-----------------------|--------------------------|-------------------------|-----------------------|-----------------------|--------------------------|-------------------------|
| Jul 17-21, 2013              | 27                    | 67                       | 6                       | Early October, 2008   | 11                    | 86                       | 3                       |
| May 1-5, 2013                | 30                    | 65                       | 5                       | Mid-September, 2008   | 25                    | 69                       | 6                       |
| Feb 13-18, 2013 (U)          | 31                    | 64                       | 5                       | August, 2008          | 21                    | 74                       | 5                       |
| Jan 9-13, 2013               | 30                    | 66                       | 4                       | July, 2008            | 19                    | 74                       | 7                       |
| Dec 17-19, 2012              | 25                    | 68                       | 7                       | June, 2008            | 19                    | 76                       | 5                       |
| Dec 5-9, 2012                | 33                    | 62                       | 5                       | Late May, 2008        | 18                    | 76                       | 6                       |
| Oct 18-21, 2012              | 32                    | 61                       | 8                       | March, 2008           | 22                    | 72                       | 6                       |
| Jun 28-Jul 9, 2012           | 31                    | 64                       | 5                       | Early February, 2008  | 24                    | 70                       | 6                       |
| Jun 7-17, 2012               | 28                    | 68                       | 5                       | Late December, 2007   | 27                    | 66                       | 7                       |
| May 9-Jun 3, 2012            | 29                    | 64                       | 7                       | October, 2007         | 28                    | 66                       | 6                       |
| Apr 4-15, 2012               | 24                    | 69                       | 6                       | February, 2007        | 30                    | 61                       | 9                       |
| Feb 8-12, 2012               | 28                    | 66                       | 6                       | Mid-January, 2007     | 32                    | 61                       | 7                       |
| Jan 11-16, 2012              | 21                    | 75                       | 4                       | Early January, 2007   | 30                    | 63                       | 7                       |
| Sep 22-Oct 4, 2011           | 17                    | 78                       | 5                       | December, 2006        | 28                    | 65                       | 7                       |
| Aug 17-21, 2011              | 17                    | 79                       | 4                       | Mid-November, 2006    | 28                    | 64                       | 8                       |
| Jul 20-24, 2011              | 17                    | 79                       | 4                       | Early October, 2006   | 30                    | 63                       | 7                       |
| Jun 15-19, 2011              | 23                    | 73                       | 4                       | July, 2006            | 30                    | 65                       | 5                       |
| May 5-8, 2011                | 30                    | 62                       | 8                       | May, 2006*            | 29                    | 65                       | 6                       |
| May 2, 2011                  | 32                    | 60                       | 8                       | March, 2006           | 32                    | 63                       | 5                       |
| Mar 8-14, 2011               | 22                    | 73                       | 5                       | January, 2006         | 34                    | 61                       | 5                       |
| Feb 2-7, 2011                | 26                    | 68                       | 5                       | Late November, 2005   | 34                    | 59                       | 7                       |
| Jan 5-9, 2011                | 23                    | 71                       | 6                       | Early October, 2005   | 29                    | 65                       | 6                       |
| Dec 1-5, 2010                | 21                    | 72                       | 7                       | July, 2005            | 35                    | 58                       | 7                       |
| Nov 4-7, 2010                | 23                    | 69                       | 8                       | Late May, 2005*       | 39                    | 57                       | 4                       |
| Sep 23-26, 2010              | 30                    | 63                       | 7                       | February, 2005        | 38                    | 56                       | 6                       |
| Aug 25-Sep 6, 2010           | 25                    | 71                       | 5                       | January, 2005         | 40                    | 54                       | 6                       |
| Jun 24-27, 2010              | 27                    | 64                       | 9                       | December, 2004        | 39                    | 54                       | 7                       |
| May 13-16, 2010              | 28                    | 64                       | 7                       | Mid-October, 2004     | 36                    | 58                       | 6                       |
| Apr 21-26, 2010              | 29                    | 66                       | 5                       | July, 2004            | 38                    | 55                       | 7                       |
| Apr 1-5, 2010                | 31                    | 63                       | 6                       | May, 2004             | 33                    | 61                       | 6                       |
| Mar 11-21, 2010              | 25                    | 69                       | 5                       | Late February, 2004*  | 39                    | 55                       | 6                       |
| Mar 10-14, 2010              | 23                    | 71                       | 7                       | Early January, 2004   | 45                    | 48                       | 7                       |
| Feb 3-9, 2010                | 23                    | 71                       | 6                       | December, 2003        | 44                    | 47                       | 9                       |
| Jan 6-10, 2010               | 27                    | 69                       | 4                       | October, 2003         | 38                    | 56                       | 6                       |
| Oct 28-Nov 8, 2009           | 25                    | 67                       | 7                       | August, 2003          | 40                    | 53                       | 7                       |
| Sep 30-Oct 4, 2009           | 25                    | 67                       | 7                       | April 8, 2003         | 50                    | 41                       | 9                       |
| Sep 10-15, 2009 <sup>1</sup> | 30                    | 64                       | 7                       | January, 2003         | 44                    | 50                       | 6                       |
| Aug 20-27, 2009              | 28                    | 65                       | 7                       | November, 2002        | 41                    | 48                       | 11                      |
| Aug 11-17, 2009              | 28                    | 65                       | 7                       | September, 2002       | 41                    | 55                       | 4                       |
| Jul 22-26, 2009              | 28                    | 66                       | 6                       | Late August, 2002     | 47                    | 44                       | 9                       |
| Jun 10-14, 2009              | 30                    | 64                       | 5                       | May, 2002             | 44                    | 44                       | 12                      |
| Apr 28-May 12, 2009          | 34                    | 58                       | 8                       | March, 2002           | 50                    | 40                       | 10                      |
| Apr 14-21, 2009              | 23                    | 70                       | 7                       | Late September, 2001  | 57                    | 34                       | 9                       |
| Jan 7-11, 2009               | 20                    | 73                       | 7                       | Early September, 2001 | 41                    | 53                       | 6                       |
| December, 2008               | 13                    | 83                       | 4                       | June, 2001            | 43                    | 52                       | 5                       |
|                              |                       |                          |                         | March, 2001           | 47                    | 45                       | 8                       |
|                              |                       |                          |                         | February, 2001        | 46                    | 43                       | 11                      |
|                              |                       |                          |                         | January, 2001         | 55                    | 41                       | 4                       |
|                              |                       |                          |                         | October, 2000 (RVs)   | 54                    | 39                       | 7                       |
|                              |                       |                          |                         | September, 2000       | 51                    | 41                       | 8                       |

<sup>1</sup> In September 10-15, 2009 and other surveys noted with an asterisk, the question was worded "Overall, are you satisfied or dissatisfied with the way things are going in our country today?"

**Q.1 CONTINUED...**

|                       | Satis-<br><u>fied</u> | Dis-<br><u>satisfied</u> | (VOL.)<br><u>DK/Ref</u> |                                | Satis-<br><u>fied</u> | Dis-<br><u>satisfied</u> | (VOL.)<br><u>DK/Ref</u> |
|-----------------------|-----------------------|--------------------------|-------------------------|--------------------------------|-----------------------|--------------------------|-------------------------|
| June, 2000            | 47                    | 45                       | 8                       | June, 1995                     | 25                    | 73                       | 2                       |
| April, 2000           | 48                    | 43                       | 9                       | April, 1995                    | 23                    | 74                       | 3                       |
| August, 1999          | 56                    | 39                       | 5                       | July, 1994                     | 24                    | 73                       | 3                       |
| January, 1999         | 53                    | 41                       | 6                       | March, 1994                    | 24                    | 71                       | 5                       |
| November, 1998        | 46                    | 44                       | 10                      | October, 1993                  | 22                    | 73                       | 5                       |
| Early September, 1998 | 54                    | 42                       | 4                       | September, 1993                | 20                    | 75                       | 5                       |
| Late August, 1998     | 55                    | 41                       | 4                       | May, 1993                      | 22                    | 71                       | 7                       |
| Early August, 1998    | 50                    | 44                       | 6                       | January, 1993                  | 39                    | 50                       | 11                      |
| February, 1998        | 59                    | 37                       | 4                       | January, 1992                  | 28                    | 68                       | 4                       |
| January, 1998         | 46                    | 50                       | 4                       | November, 1991                 | 34                    | 61                       | 5                       |
| September, 1997       | 45                    | 49                       | 6                       | <i>Gallup</i> : Late Feb, 1991 | 66                    | 31                       | 3                       |
| August, 1997          | 49                    | 46                       | 5                       | August, 1990                   | 47                    | 48                       | 5                       |
| January, 1997         | 38                    | 58                       | 4                       | May, 1990                      | 41                    | 54                       | 5                       |
| July, 1996            | 29                    | 67                       | 4                       | January, 1989                  | 45                    | 50                       | 5                       |
| March, 1996           | 28                    | 70                       | 2                       | September, 1988 (RVs)          | 50                    | 45                       | 5                       |
| October, 1995         | 23                    | 73                       | 4                       |                                |                       |                          |                         |

**RANDOMIZE Q.1 AND Q.2****ASK ALL:**

Q.2 Do you approve or disapprove of the way Barack Obama is handling his job as President? **[IF DK ENTER AS DK. IF DEPENDS PROBE ONCE WITH: Overall do you approve or disapprove of the way Barack Obama is handling his job as President? IF STILL DEPENDS ENTER AS DK]**

|                     | <u>Approve</u> | Dis-<br><u>Approve</u> | (VOL.)<br><u>DK/Ref</u> |                    | <u>Approve</u> | Dis-<br><u>Approve</u> | (VOL.)<br><u>DK/Ref</u> |
|---------------------|----------------|------------------------|-------------------------|--------------------|----------------|------------------------|-------------------------|
| Jul 17-21, 2013     | 46             | 46                     | 7                       | Jan 5-9, 2011      | 46             | 44                     | 10                      |
| Jun 12-16, 2013     | 49             | 43                     | 7                       | Dec 1-5, 2010      | 45             | 43                     | 13                      |
| May 1-5, 2013       | 51             | 43                     | 6                       | Nov 4-7, 2010      | 44             | 44                     | 12                      |
| Mar 13-17, 2013     | 47             | 46                     | 8                       | Oct 13-18, 2010    | 46             | 45                     | 9                       |
| Feb 13-18, 2013 (U) | 51             | 41                     | 7                       | Aug 25-Sep 6, 2010 | 47             | 44                     | 9                       |
| Jan 9-13, 2013      | 52             | 40                     | 7                       | Jul 21-Aug 5, 2010 | 47             | 41                     | 12                      |
| Dec 5-9, 2012       | 55             | 39                     | 6                       | Jun 8-28, 2010     | 48             | 41                     | 11                      |
| Jun 28-Jul 9, 2012  | 50             | 43                     | 7                       | Jun 16-20, 2010    | 48             | 43                     | 9                       |
| Jun 7-17, 2012      | 47             | 45                     | 8                       | May 6-9, 2010      | 47             | 42                     | 11                      |
| May 9-Jun 3, 2012   | 46             | 42                     | 11                      | Apr 21-26, 2010    | 47             | 42                     | 11                      |
| Apr 4-15, 2012      | 46             | 45                     | 9                       | Apr 8-11, 2010     | 48             | 43                     | 9                       |
| Mar 7-11, 2012      | 50             | 41                     | 9                       | Mar 10-14, 2010    | 46             | 43                     | 12                      |
| Feb 8-12, 2012      | 47             | 43                     | 10                      | Feb 3-9, 2010      | 49             | 39                     | 12                      |
| Jan 11-16, 2012     | 44             | 48                     | 8                       | Jan 6-10, 2010     | 49             | 42                     | 10                      |
| Dec 7-11, 2011      | 46             | 43                     | 11                      | Dec 9-13, 2009     | 49             | 40                     | 11                      |
| Nov 9-14, 2011      | 46             | 46                     | 8                       | Oct 28-Nov 8, 2009 | 51             | 36                     | 13                      |
| Sep 22-Oct 4, 2011  | 43             | 48                     | 9                       | Sep 30-Oct 4, 2009 | 52             | 36                     | 12                      |
| Aug 17-21, 2011     | 43             | 49                     | 7                       | Sep 10-15, 2009    | 55             | 33                     | 13                      |
| Jul 20-24, 2011     | 44             | 48                     | 8                       | Aug 20-27, 2009    | 52             | 37                     | 12                      |
| Jun 15-19, 2011     | 46             | 45                     | 8                       | Aug 11-17, 2009    | 51             | 37                     | 11                      |
| May 25-30, 2011     | 52             | 39                     | 10                      | Jul 22-26, 2009    | 54             | 34                     | 12                      |
| May 5-8, 2011       | 50             | 39                     | 11                      | Jun 10-14, 2009    | 61             | 30                     | 9                       |
| May 2, 2011 (WP)    | 56             | 38                     | 6                       | Apr 14-21, 2009    | 63             | 26                     | 11                      |
| Mar 30-Apr 3, 2011  | 47             | 45                     | 8                       | Mar 31-Apr 6, 2009 | 61             | 26                     | 13                      |
| Feb 22-Mar 1, 2011  | 51             | 39                     | 10                      | Mar 9-12, 2009     | 59             | 26                     | 15                      |
| Feb 2-7, 2011       | 49             | 42                     | 9                       | Feb 4-8, 2009      | 64             | 17                     | 19                      |

**See past presidents' approval trends:** [George W. Bush](#), [Bill Clinton](#)

**QUESTIONS 3 AND 5 PREVIOUSLY RELEASED  
NO QUESTION 4 AND 6**

**ASK ALL:**

Q.7 Would you say your overall opinion of [INSERT ITEM; RANDOMIZE; RANDOMIZE ITEMS a AND b IN BLOCK; RANDOMIZE ITEMS c AND d IN BLOCK; RANDOMIZE BLOCKS] is very favorable, mostly favorable, mostly UNfavorable, or very unfavorable? [INTERVIEWERS: PROBE TO DISTINGUISH BETWEEN "NEVER HEARD OF" AND "CAN'T RATE."] How about [NEXT ITEM]? [IF NECESSARY: Just in general, is your overall opinion of [ITEM] very favorable, mostly favorable, mostly UNfavorable, or very unfavorable?] [INTERVIEWERS: PROBE TO DISTINGUISH BETWEEN "NEVER HEARD OF" AND "CAN'T RATE."]

|                         | ----- Favorable ----- |      |        | ----- Unfavorable ----- |      |        | (VOL.)<br>Never | (VOL.)<br>Can't rate/<br>Ref |
|-------------------------|-----------------------|------|--------|-------------------------|------|--------|-----------------|------------------------------|
|                         | Total                 | Very | Mostly | Total                   | Very | Mostly | heard of        |                              |
| a. The Republican Party |                       |      |        |                         |      |        |                 |                              |
| Jul 17-21, 2013         | 33                    | 7    | 25     | 58                      | 25   | 34     | *               | 9                            |
| Jun 12-16, 2013         | 40                    | 8    | 32     | 55                      | 23   | 33     | *               | 5                            |
| Jan 9-13, 2013          | 33                    | 6    | 28     | 58                      | 27   | 31     | 1               | 8                            |
| Dec 5-9, 2012           | 36                    | 7    | 28     | 59                      | 23   | 36     | *               | 5                            |
| Sep 12-16, 2012         | 42                    | 12   | 30     | 50                      | 25   | 26     | *               | 8                            |
| Jun 28-Jul 9, 2012      | 36                    | 9    | 27     | 56                      | 28   | 28     | *               | 8                            |
| Mar 7-11, 2012          | 36                    | 7    | 30     | 56                      | 27   | 29     | *               | 8                            |
| Jan 11-16, 2012         | 35                    | 7    | 27     | 58                      | 28   | 30     | *               | 7                            |
| Sep 22-Oct 4, 2011      | 36                    | 7    | 29     | 55                      | 27   | 28     | *               | 9                            |
| Aug 17-21, 2011         | 34                    | 5    | 29     | 59                      | 27   | 32     | *               | 7                            |
| Feb 22-Mar 1, 2011      | 42                    | 9    | 32     | 51                      | 22   | 28     | 1               | 7                            |
| Feb 2-7, 2011           | 43                    | 8    | 35     | 48                      | 19   | 29     | *               | 9                            |
| Aug 25-Sep 6, 2010      | 43                    | 8    | 35     | 49                      | 21   | 28     | *               | 8                            |
| July 1-5, 2010          | 39                    | 10   | 29     | 49                      | 24   | 25     | *               | 12                           |
| April 1-5, 2010         | 37                    | 8    | 29     | 53                      | 26   | 27     | *               | 9                            |
| Mar 18-21, 2010         | 37                    | 5    | 32     | 51                      | 20   | 31     | *               | 12                           |
| Feb 3-9, 2010           | 46                    | 5    | 41     | 46                      | 14   | 32     | 0               | 8                            |
| Aug 20-27, 2009         | 40                    | 6    | 34     | 50                      | 19   | 31     | *               | 10                           |
| Aug 11-17, 2009         | 40                    | 7    | 33     | 50                      | 18   | 32     | *               | 10                           |
| Mar 31-Apr 6, 2009      | 40                    | 7    | 33     | 51                      | 17   | 34     | 0               | 9                            |
| Jan 7-11, 2009          | 40                    | 5    | 35     | 55                      | 21   | 34     | *               | 5                            |
| Late October, 2008      | 40                    | 10   | 30     | 50                      | 23   | 27     | *               | 10                           |
| Mid-September, 2008     | 47                    | 11   | 36     | 46                      | 22   | 24     | *               | 7                            |
| August, 2008            | 43                    | 9    | 34     | 49                      | 18   | 31     | 1               | 7                            |
| Late May, 2008          | 39                    | 7    | 32     | 53                      | 20   | 33     | *               | 8                            |
| July, 2007              | 39                    | 7    | 32     | 53                      | 22   | 31     | 0               | 8                            |
| Early January, 2007     | 41                    | 9    | 32     | 48                      | 21   | 27     | 1               | 10                           |
| Late October, 2006      | 41                    | 9    | 32     | 50                      | 20   | 30     | *               | 9                            |
| July, 2006              | 40                    | 10   | 30     | 52                      | 23   | 29     | 1               | 7                            |
| April, 2006             | 40                    | 10   | 30     | 50                      | 21   | 29     | *               | 10                           |
| February, 2006          | 44                    | 11   | 33     | 50                      | 24   | 26     | *               | 6                            |
| Late October, 2005      | 42                    | 12   | 30     | 49                      | 24   | 25     | *               | 9                            |
| July, 2005              | 48                    | 13   | 35     | 43                      | 18   | 25     | *               | 9                            |
| June, 2005              | 48                    | 11   | 37     | 44                      | 20   | 24     | 0               | 8                            |
| December, 2004          | 52                    | 15   | 37     | 42                      | 17   | 25     | 0               | 6                            |
| June, 2004              | 51                    | 12   | 39     | 40                      | 14   | 26     | 0               | 9                            |
| Early February, 2004    | 52                    | 14   | 38     | 42                      | 16   | 26     | *               | 6                            |
| June, 2003              | 58                    | 14   | 44     | 33                      | 10   | 23     | 0               | 9                            |
| April, 2003             | 63                    | 14   | 49     | 31                      | 10   | 21     | *               | 6                            |
| December, 2002          | 59                    | 18   | 41     | 33                      | 11   | 22     | *               | 8                            |
| July, 2001              | 48                    | 11   | 37     | 42                      | 15   | 27     | *               | 10                           |
| January, 2001           | 56                    | 13   | 43     | 35                      | 13   | 22     | *               | 9                            |
| September, 2000 (RVs)   | 53                    | 11   | 42     | 40                      | 12   | 28     | 0               | 7                            |
| August, 1999            | 53                    | 8    | 45     | 43                      | 12   | 31     | *               | 4                            |
| February, 1999          | 44                    | 7    | 37     | 51                      | 15   | 36     | 0               | 5                            |
| January, 1999           | 44                    | 10   | 34     | 50                      | 23   | 27     | 0               | 6                            |

## Q.7 CONTINUED...

|                           | ----- Favorable ----- |      |        | ----- Unfavorable ----- |      |        | (VOL.)<br>Never | (VOL.)<br>Can't rate/ |
|---------------------------|-----------------------|------|--------|-------------------------|------|--------|-----------------|-----------------------|
|                           | Total                 | Very | Mostly | Total                   | Very | Mostly | heard of        | Ref                   |
| Early December, 1998      | 46                    | 11   | 35     | 47                      | 20   | 27     | *               | 7                     |
| Early October, 1998 (RVs) | 52                    | 9    | 43     | 42                      | 14   | 28     | 0               | 6                     |
| Early September, 1998     | 56                    | 9    | 47     | 37                      | 11   | 26     | *               | 7                     |
| March, 1998               | 50                    | 10   | 40     | 43                      | 12   | 31     | *               | 7                     |
| August, 1997              | 47                    | 9    | 38     | 47                      | 11   | 36     | *               | 6                     |
| June, 1997                | 51                    | 8    | 43     | 42                      | 11   | 31     | 1               | 6                     |
| January, 1997             | 52                    | 8    | 44     | 43                      | 10   | 33     | *               | 5                     |
| October, 1995             | 52                    | 10   | 42     | 44                      | 16   | 28     | *               | 4                     |
| December, 1994            | 67                    | 21   | 46     | 27                      | 8    | 19     | *               | 6                     |
| July, 1994                | 63                    | 12   | 51     | 33                      | 8    | 25     | *               | 4                     |
| May, 1993                 | 54                    | 12   | 42     | 35                      | 10   | 25     | 0               | 11                    |
| July, 1992                | 46                    | 9    | 37     | 48                      | 17   | 31     | *               | 6                     |
| b. The Democratic Party   |                       |      |        |                         |      |        |                 |                       |
| Jul 17-21, 2013           | 41                    | 10   | 31     | 50                      | 23   | 28     | *               | 9                     |
| Jun 12-16, 2013           | 51                    | 14   | 37     | 45                      | 19   | 26     | 0               | 5                     |
| Jan 9-13, 2013            | 47                    | 13   | 34     | 46                      | 18   | 28     | *               | 7                     |
| Dec 5-9, 2012             | 48                    | 11   | 37     | 47                      | 23   | 25     | 1               | 4                     |
| Sep 12-16, 2012           | 53                    | 21   | 32     | 40                      | 18   | 22     | *               | 7                     |
| Jun 28-Jul 9, 2012        | 47                    | 14   | 33     | 45                      | 21   | 24     | *               | 8                     |
| Mar 7-11, 2012            | 49                    | 14   | 36     | 43                      | 18   | 25     | *               | 7                     |
| Jan 11-16, 2012           | 43                    | 13   | 29     | 51                      | 23   | 28     | *               | 7                     |
| Sep 22-Oct 4, 2011        | 46                    | 13   | 32     | 45                      | 19   | 26     | *               | 9                     |
| Aug 17-21, 2011           | 43                    | 9    | 34     | 50                      | 21   | 29     | *               | 7                     |
| Feb 22-Mar 1, 2011        | 48                    | 14   | 34     | 45                      | 18   | 27     | *               | 6                     |
| Feb 2-7, 2011             | 47                    | 13   | 35     | 46                      | 17   | 29     | *               | 6                     |
| Aug 25-Sep 6, 2010        | 50                    | 13   | 36     | 44                      | 20   | 24     | *               | 7                     |
| July 1-5, 2010            | 44                    | 12   | 31     | 45                      | 22   | 23     | *               | 11                    |
| April 1-5, 2010           | 38                    | 9    | 29     | 52                      | 27   | 25     | *               | 9                     |
| Mar 18-21, 2010           | 40                    | 8    | 32     | 49                      | 25   | 24     | *               | 11                    |
| Feb 3-9, 2010             | 48                    | 9    | 39     | 44                      | 17   | 27     | *               | 8                     |
| Aug 20-27, 2009           | 48                    | 11   | 37     | 43                      | 19   | 24     | *               | 10                    |
| Aug 11-17, 2009           | 49                    | 12   | 37     | 40                      | 16   | 25     | *               | 10                    |
| Mar 31-Apr 6, 2009        | 59                    | 15   | 44     | 34                      | 13   | 21     | *               | 7                     |
| Jan 7-11, 2009            | 62                    | 19   | 43     | 32                      | 12   | 20     | *               | 6                     |
| Late October, 2008        | 57                    | 19   | 38     | 33                      | 15   | 18     | *               | 10                    |
| Mid-September, 2008       | 55                    | 18   | 37     | 39                      | 14   | 25     | *               | 6                     |
| August, 2008              | 57                    | 16   | 41     | 37                      | 13   | 24     | *               | 6                     |
| Late May, 2008            | 57                    | 14   | 43     | 37                      | 14   | 23     | *               | 6                     |
| July, 2007                | 51                    | 13   | 38     | 41                      | 14   | 27     | 0               | 8                     |
| Early January, 2007       | 54                    | 15   | 39     | 35                      | 12   | 23     | *               | 11                    |
| Late October, 2006        | 53                    | 13   | 40     | 36                      | 11   | 25     | *               | 11                    |
| July, 2006                | 47                    | 13   | 34     | 44                      | 13   | 31     | 2               | 7                     |
| April, 2006               | 47                    | 12   | 35     | 42                      | 14   | 28     | *               | 11                    |
| February, 2006            | 48                    | 14   | 34     | 44                      | 17   | 27     | 0               | 8                     |
| Late October, 2005        | 49                    | 14   | 35     | 41                      | 15   | 26     | *               | 10                    |
| July, 2005                | 50                    | 15   | 35     | 41                      | 14   | 27     | *               | 9                     |
| June, 2005                | 52                    | 12   | 40     | 39                      | 13   | 26     | *               | 9                     |
| December, 2004            | 53                    | 13   | 40     | 41                      | 14   | 27     | *               | 6                     |
| June, 2004                | 54                    | 12   | 42     | 36                      | 11   | 25     | 0               | 10                    |
| Early February, 2004      | 58                    | 14   | 44     | 37                      | 9    | 28     | *               | 5                     |
| June, 2003                | 54                    | 11   | 43     | 38                      | 10   | 28     | 0               | 8                     |
| April, 2003               | 57                    | 13   | 44     | 36                      | 11   | 25     | *               | 7                     |
| December, 2002            | 54                    | 15   | 39     | 37                      | 10   | 27     | *               | 9                     |
| July, 2001                | 58                    | 18   | 40     | 34                      | 10   | 24     | *               | 8                     |
| January, 2001             | 60                    | 18   | 42     | 30                      | 9    | 21     | 1               | 9                     |
| September, 2000 (RVs)     | 60                    | 16   | 44     | 35                      | 12   | 23     | *               | 5                     |

## Q.7 CONTINUED...

|                           | ----- Favorable ----- |             |               | ----- Unfavorable ----- |             |               | (VOL.)         | (VOL.)         |
|---------------------------|-----------------------|-------------|---------------|-------------------------|-------------|---------------|----------------|----------------|
|                           | <u>Total</u>          | <u>Very</u> | <u>Mostly</u> | <u>Total</u>            | <u>Very</u> | <u>Mostly</u> | Never heard of | Can't rate/Ref |
| August, 1999              | 59                    | 14          | 45            | 37                      | 9           | 28            | *              | 4              |
| February, 1999            | 58                    | 11          | 47            | 37                      | 11          | 26            | 0              | 5              |
| January, 1999             | 55                    | 14          | 41            | 38                      | 12          | 26            | 0              | 7              |
| Early December, 1998      | 59                    | 18          | 41            | 34                      | 10          | 24            | 0              | 7              |
| Early October, 1998 (RVs) | 56                    | 11          | 45            | 38                      | 9           | 29            | *              | 6              |
| Early September, 1998     | 60                    | 13          | 47            | 33                      | 8           | 25            | *              | 7              |
| March, 1998               | 58                    | 15          | 43            | 36                      | 10          | 26            | *              | 6              |
| August, 1997              | 52                    | 11          | 41            | 42                      | 10          | 32            | 0              | 6              |
| June, 1997                | 61                    | 10          | 51            | 33                      | 8           | 25            | *              | 6              |
| January, 1997             | 60                    | 13          | 47            | 35                      | 7           | 28            | *              | 5              |
| October, 1995             | 49                    | 9           | 40            | 48                      | 11          | 37            | 0              | 3              |
| December, 1994            | 50                    | 13          | 37            | 44                      | 13          | 31            | *              | 6              |
| July, 1994                | 62                    | 13          | 49            | 34                      | 7           | 27            | *              | 4              |
| May, 1993                 | 57                    | 14          | 43            | 34                      | 9           | 25            | 0              | 9              |
| July, 1992                | 61                    | 17          | 44            | 33                      | 9           | 24            | *              | 6              |

## QUESTION 7c HELD FOR FUTURE RELEASE

## d. Congress

|                           |    |    |    |    |    |    |   |    |
|---------------------------|----|----|----|----|----|----|---|----|
| Jul 17-21, 2013           | 21 | 3  | 18 | 70 | 33 | 37 | * | 9  |
| Jan 9-13, 2013            | 23 | 4  | 19 | 68 | 32 | 36 | * | 9  |
| Dec 5-9, 2012             | 27 | 4  | 22 | 67 | 24 | 43 | 1 | 6  |
| Jun 28-Jul 9, 2012        | 27 | 5  | 22 | 65 | 30 | 35 | * | 8  |
| Jan 11-16, 2012           | 23 | 5  | 18 | 69 | 33 | 36 | * | 8  |
| Aug 17-21, 2011           | 25 | 4  | 21 | 70 | 30 | 40 | 4 | 6  |
| Feb 22-Mar 1, 2011        | 34 | 4  | 30 | 57 | 21 | 36 | 1 | 8  |
| July 1-5, 2010            | 33 | 6  | 27 | 56 | 23 | 33 | * | 11 |
| April 1-5, 2010           | 25 | 3  | 22 | 65 | 30 | 36 | * | 9  |
| Mar 18-21, 2010           | 26 | 3  | 23 | 62 | 23 | 39 | * | 12 |
| Feb 3-9, 2010             | 41 | 3  | 38 | 50 | 17 | 34 | 0 | 9  |
| Aug 20-27, 2009           | 37 | 4  | 33 | 52 | 20 | 32 | * | 11 |
| Mar 31-Apr 6, 2009        | 50 | 10 | 40 | 43 | 15 | 28 | * | 7  |
| Jan 7-11, 2009            | 40 | 5  | 35 | 52 | 20 | 32 | * | 8  |
| Late May, 2008            | 41 | 6  | 35 | 51 | 17 | 34 | 0 | 8  |
| July, 2007                | 41 | 6  | 35 | 51 | 16 | 35 | 0 | 8  |
| Early January, 2007       | 53 | 11 | 42 | 38 | 9  | 29 | 1 | 8  |
| Late October, 2006        | 41 | 5  | 36 | 46 | 15 | 31 | * | 13 |
| February, 2006            | 44 | 6  | 38 | 47 | 14 | 33 | 0 | 9  |
| Late October, 2005        | 45 | 7  | 38 | 45 | 13 | 32 | * | 10 |
| July, 2005                | 49 | 6  | 43 | 40 | 11 | 29 | * | 11 |
| June, 2005                | 49 | 6  | 43 | 40 | 10 | 30 | * | 11 |
| June, 2004                | 56 | 7  | 49 | 33 | 7  | 26 | * | 11 |
| July, 2001                | 57 | 7  | 50 | 32 | 8  | 24 | * | 11 |
| March, 2001               | 56 | 6  | 50 | 36 | 10 | 26 | 1 | 7  |
| January, 2001             | 64 | 10 | 54 | 23 | 5  | 18 | 1 | 12 |
| September, 2000 (RVs)     | 61 | 8  | 53 | 32 | 5  | 27 | * | 7  |
| August, 1999              | 63 | 8  | 55 | 34 | 7  | 27 | * | 3  |
| June, 1999                | 56 | 9  | 47 | 39 | 9  | 30 | * | 5  |
| February, 1999            | 52 | 4  | 48 | 44 | 8  | 36 | 0 | 4  |
| January, 1999             | 48 | 7  | 41 | 45 | 15 | 30 | 0 | 7  |
| Early December, 1998      | 52 | 11 | 41 | 41 | 12 | 29 | 0 | 7  |
| Early October, 1998 (RVs) | 62 | 7  | 55 | 33 | 8  | 25 | 0 | 5  |
| Early September, 1998     | 66 | 7  | 59 | 27 | 5  | 22 | 0 | 7  |
| October, 1997             | 53 | 5  | 48 | 44 | 11 | 33 | 0 | 3  |
| August, 1997              | 50 | 6  | 44 | 44 | 11 | 33 | 0 | 6  |
| June, 1997                | 52 | 4  | 48 | 42 | 8  | 34 | 0 | 6  |
| May, 1997                 | 49 | 5  | 44 | 42 | 10 | 32 | * | 9  |
| February, 1997            | 52 | 6  | 46 | 40 | 9  | 31 | * | 8  |

**Q.7 CONTINUED...**

|                | ----- Favorable ----- |             |               | ----- Unfavorable ----- |             |               | (VOL.)         | (VOL.)         |
|----------------|-----------------------|-------------|---------------|-------------------------|-------------|---------------|----------------|----------------|
|                | <u>Total</u>          | <u>Very</u> | <u>Mostly</u> | <u>Total</u>            | <u>Very</u> | <u>Mostly</u> | Never heard of | Can't rate/Ref |
| January, 1997  | 56                    | 6           | 50            | 40                      | 8           | 32            | *              | 4              |
| June, 1996     | 45                    | 6           | 39            | 50                      | 12          | 38            | *              | 5              |
| April, 1996    | 45                    | 6           | 39            | 50                      | 13          | 37            | 0              | 5              |
| January, 1996  | 42                    | 4           | 38            | 54                      | 16          | 38            | *              | 4              |
| October, 1995  | 42                    | 4           | 38            | 55                      | 13          | 42            | 0              | 3              |
| August, 1995   | 45                    | 5           | 40            | 47                      | 13          | 34            | *              | 7              |
| June, 1995     | 53                    | 8           | 45            | 42                      | 11          | 31            | *              | 5              |
| February, 1995 | 54                    | 10          | 44            | 37                      | 10          | 27            | 0              | 9              |
| July, 1994     | 53                    | 7           | 46            | 43                      | 9           | 34            | *              | 4              |
| May, 1993      | 43                    | 8           | 35            | 48                      | 13          | 35            | 0              | 9              |
| November, 1991 | 51                    | 7           | 44            | 43                      | 9           | 34            | 0              | 6              |
| March, 1991    | 66                    | 16          | 50            | 26                      | 7           | 19            | 0              | 8              |
| May, 1990      | 59                    | 6           | 53            | 34                      | 9           | 25            | 1              | 6              |
| May, 1988      | 64                    | 8           | 56            | 28                      | 5           | 23            | 0              | 8              |
| January, 1988  | 64                    | 6           | 58            | 29                      | 4           | 25            | 0              | 7              |
| May, 1987      | 74                    | 10          | 64            | 20                      | 4           | 16            | *              | 6              |
| January, 1987  | 59                    | 7           | 52            | 31                      | 8           | 23            | 0              | 10             |
| July, 1985     | 67                    | 9           | 58            | 26                      | 5           | 21            | *              | 7              |

**NO QUESTIONS 8, 11-14, 17-19, 28-32**  
**QUESTIONS 9-10, 15-16, 20-27 HELD FOR FUTURE RELEASE**

**ASK ALL:**

Thinking about the nation's economy...

Q.33 How would you rate economic conditions in this country today... as excellent, good, only fair, or poor?

|                    |                  |             |                  |             | (VOL.)        |
|--------------------|------------------|-------------|------------------|-------------|---------------|
|                    | <u>Excellent</u> | <u>Good</u> | <u>Only fair</u> | <u>Poor</u> | <u>DK/Ref</u> |
| Jul 17-21, 2013    | 2                | 15          | 45               | 37          | 1             |
| Jun 12-16, 2013    | 2                | 21          | 47               | 29          | *             |
| Mar 13-17, 2013    | 1                | 15          | 43               | 40          | 1             |
| Jan 9-13, 2013     | 2                | 11          | 38               | 49          | 1             |
| Dec 5-9, 2012      | 1                | 14          | 50               | 35          | 1             |
| Oct 24-28, 2012    | 1                | 12          | 42               | 44          | 1             |
| Sep 12-16, 2012    | 1                | 12          | 43               | 44          | 1             |
| Jun 7-17, 2012     | 1                | 9           | 47               | 42          | 1             |
| Mar 7-11, 2012     | 1                | 9           | 38               | 51          | 1             |
| Feb 8-12, 2012     | 1                | 10          | 46               | 43          | 1             |
| Jan 11-16, 2012    | 2                | 9           | 42               | 47          | 1             |
| Dec 7-11, 2011     | *                | 8           | 38               | 53          | 1             |
| Aug 17-21, 2011    | 1                | 6           | 37               | 56          | 1             |
| Jun 15-19, 2011    | *                | 8           | 45               | 46          | 1             |
| Mar 30-Apr 3, 2011 | 1                | 7           | 38               | 53          | 1             |
| Feb 2-7, 2011      | 1                | 11          | 45               | 42          | 1             |
| Dec 1-5, 2010      | 1                | 8           | 44               | 45          | 1             |
| Oct 13-18, 2010    | 1                | 7           | 38               | 54          | 1             |
| Aug 25-Sep 6, 2010 | 1                | 7           | 43               | 48          | 1             |
| Jun 3-6, 2010      | 1                | 8           | 48               | 43          | 1             |
| Apr 21-26, 2010    | *                | 11          | 39               | 49          | 1             |
| Mar 10-14, 2010    | 1                | 6           | 39               | 53          | 1             |
| Feb 3-9, 2010      | 1                | 7           | 38               | 53          | 1             |
| Dec 9-13, 2009     | 1                | 7           | 41               | 50          | 1             |
| Oct 28-Nov 8, 2009 | *                | 8           | 41               | 50          | 1             |
| Sep 30-Oct 4, 2009 | 1                | 8           | 43               | 48          | 1             |
| Aug 11-17, 2009    | *                | 8           | 38               | 52          | 2             |
| Jun 10-14, 2009    | 1                | 8           | 39               | 52          | 1             |
| Mar 9-12, 2009     | *                | 6           | 25               | 68          | 1             |

**Q.33 CONTINUED...**

|                                  | <u>Excellent</u> | <u>Good</u> | <u>Only fair</u> | <u>Poor</u> | <b>(VOL.)</b><br><u>DK/Ref</u> |
|----------------------------------|------------------|-------------|------------------|-------------|--------------------------------|
| Feb 4-8, 2009                    | *                | 4           | 24               | 71          | 1                              |
| December, 2008                   | *                | 7           | 33               | 59          | 1                              |
| November, 2008                   | 1                | 6           | 28               | 64          | 1                              |
| Late October, 2008               | *                | 7           | 25               | 67          | 1                              |
| Early October, 2008              | 1                | 8           | 32               | 58          | 1                              |
| Late September, 2008             | *                | 7           | 27               | 65          | 1                              |
| July, 2008                       | 1                | 9           | 39               | 50          | 1                              |
| April, 2008                      | 1                | 10          | 33               | 56          | *                              |
| March, 2008                      | 1                | 10          | 32               | 56          | 1                              |
| Early February, 2008             | 1                | 16          | 36               | 45          | 2                              |
| January, 2008                    | 3                | 23          | 45               | 28          | 1                              |
| November, 2007                   | 3                | 20          | 44               | 32          | 1                              |
| September, 2007                  | 3                | 23          | 43               | 29          | 2                              |
| June, 2007                       | 6                | 27          | 40               | 25          | 2                              |
| February, 2007                   | 5                | 26          | 45               | 23          | 1                              |
| December, 2006                   | 6                | 32          | 41               | 19          | 2                              |
| Early November, 2006 (RVs)       | 9                | 35          | 37               | 17          | 2                              |
| Late October, 2006               | 6                | 27          | 40               | 25          | 2                              |
| September, 2006                  | 5                | 32          | 41               | 20          | 2                              |
| March, 2006                      | 4                | 29          | 44               | 22          | 1                              |
| January, 2006                    | 4                | 30          | 45               | 19          | 2                              |
| Early October, 2005              | 2                | 23          | 45               | 29          | 1                              |
| Mid-September, 2005              | 3                | 28          | 44               | 24          | 1                              |
| Mid-May, 2005                    | 3                | 29          | 47               | 20          | 1                              |
| January, 2005                    | 3                | 36          | 45               | 15          | 1                              |
| December, 2004                   | 3                | 33          | 43               | 20          | 1                              |
| Early November, 2004 (RVs)       | 5                | 31          | 37               | 26          | 1                              |
| Mid-September, 2004              | 4                | 34          | 40               | 20          | 2                              |
| August, 2004                     | 3                | 30          | 45               | 21          | 1                              |
| Late April, 2004                 | 4                | 34          | 38               | 22          | 2                              |
| Late February, 2004 <sup>2</sup> | 2                | 29          | 42               | 26          | 1                              |

**ASK ALL:**

Q.34 Which of these best describes your opinion: **[READ; READ CATEGORIES IN REVERSE ORDER FOR HALF THE SAMPLE]**?

|                                 | <u>The economy is recovering</u> | <u>The economy is not yet recovering but will recover soon</u> | <u>It will be a long time before the economy recovers</u> | <b>(VOL.)</b><br><u>DK/Ref</u> |
|---------------------------------|----------------------------------|--|---|--------------------------------|
| Jul 17-21, 2013                 | 28                               | 26   | 44  | 2                              |
| Mar 13-17, 2013                 | 27                               | 31   | 40  | 2                              |
| Oct 24-28, 2012                 | 30                               | 31   | 36  | 3                              |
| Sep 12-16, 2012                 | 25                               | 30   | 43  | 1                              |
| Feb 8-12, 2012                  | 25                               | 29   | 44  | 3                              |
| Mar 30-Apr 3, 2011              | 20                               | 24   | 54  | 2                              |
| Feb 2-7, 2011                   | 24                               | 33   | 42  | 2                              |
| Dec 1-5, 2010                   | 17                               | 33   | 48  | 2                              |
| Aug 25-Sep 6, 2010 <sup>3</sup> | 10                               | 37   | 52  | 2                              |
| Jun 3-6, 2010                   | 13                               | 35   | 50  | 2                              |
| Mar 10-14, 2010                 | 13                               | 37   | 48  | 2                              |

**NO QUESTIONS 35-39, 41-45, 65, 67  
QUESTIONS 40, 46-64, 66 HELD FOR FUTURE RELEASE**

<sup>2</sup> Earlier trends available from Gallup.

<sup>3</sup> In September 2010 and earlier, the first answer choice read "The economy is now recovering."



**ASK ALL:**

Next,

PARTY In politics TODAY, do you consider yourself a Republican, Democrat, or independent?

**ASK IF INDEP/NO PREF/OTHER/DK/REF (PARTY=3,4,5,9):**

PARTYLN As of today do you lean more to the Republican Party or more to the Democratic Party?

|                      |            |          |             | (VOL.)        | (VOL.)      | (VOL.) | Lean | Lean |
|----------------------|------------|----------|-------------|---------------|-------------|--------|------|------|
|                      | Republican | Democrat | Independent | No preference | Other party | DK/Ref | Rep  | Dem  |
| Jul 17-21, 2013      | 19         | 29       | 46          | 3             | *           | 2      | 19   | 18   |
| Jun 12-16, 2013      | 23         | 33       | 39          | 3             | *           | 2      | 17   | 15   |
| May 1-5, 2013        | 25         | 32       | 37          | 2             | 1           | 3      | 14   | 16   |
| Mar 13-17, 2013      | 26         | 33       | 34          | 3             | 1           | 3      | 14   | 15   |
| Feb 13-18, 2013      | 22         | 32       | 41          | 2             | *           | 2      | 15   | 19   |
| Jan 9-13, 2013       | 25         | 32       | 38          | 2             | *           | 2      | 15   | 16   |
| Dec 17-19, 2012      | 21         | 32       | 38          | 4             | *           | 4      | 15   | 14   |
| Dec 5-9, 2012        | 23         | 33       | 38          | 3             | 1           | 2      | 14   | 19   |
| Oct 31-Nov 3, 2012   | 26         | 34       | 34          | 3             | 1           | 3      | 13   | 16   |
| Oct 24-28, 2012      | 28         | 33       | 33          | 4             | *           | 2      | 12   | 16   |
| Oct 4-7, 2012        | 27         | 31       | 36          | 3             | 1           | 3      | 15   | 15   |
| Sep 12-16, 2012      | 24         | 35       | 36          | 2             | *           | 2      | 14   | 16   |
| Jul 16-26, 2012      | 22         | 33       | 38          | 4             | *           | 3      | 14   | 15   |
| <b>Yearly Totals</b> |            |          |             |               |             |        |      |      |
| 2012                 | 24.7       | 32.6     | 36.4        | 3.1           | .5          | 2.7    | 14.4 | 16.1 |
| 2011                 | 24.3       | 32.3     | 37.4        | 3.1           | .4          | 2.5    | 15.7 | 15.6 |
| 2010                 | 25.2       | 32.7     | 35.2        | 3.6           | .4          | 2.8    | 14.5 | 14.1 |
| 2009                 | 23.9       | 34.4     | 35.1        | 3.4           | .4          | 2.8    | 13.1 | 15.7 |
| 2008                 | 25.7       | 36.0     | 31.5        | 3.6           | .3          | 3.0    | 10.6 | 15.2 |
| 2007                 | 25.3       | 32.9     | 34.1        | 4.3           | .4          | 2.9    | 10.9 | 17.0 |
| 2006                 | 27.8       | 33.1     | 30.9        | 4.4           | .3          | 3.4    | 10.5 | 15.1 |
| 2005                 | 29.3       | 32.8     | 30.2        | 4.5           | .3          | 2.8    | 10.3 | 14.9 |
| 2004                 | 30.0       | 33.5     | 29.5        | 3.8           | .4          | 3.0    | 11.7 | 13.4 |
| 2003                 | 30.3       | 31.5     | 30.5        | 4.8           | .5          | 2.5    | 12.0 | 12.6 |
| 2002                 | 30.4       | 31.4     | 29.8        | 5.0           | .7          | 2.7    | 12.4 | 11.6 |
| 2001                 | 29.0       | 33.2     | 29.5        | 5.2           | .6          | 2.6    | 11.9 | 11.6 |
| 2001 Post-Sept 11    | 30.9       | 31.8     | 27.9        | 5.2           | .6          | 3.6    | 11.7 | 9.4  |
| 2001 Pre-Sept 11     | 27.3       | 34.4     | 30.9        | 5.1           | .6          | 1.7    | 12.1 | 13.5 |
| 2000                 | 28.0       | 33.4     | 29.1        | 5.5           | .5          | 3.6    | 11.6 | 11.7 |
| 1999                 | 26.6       | 33.5     | 33.7        | 3.9           | .5          | 1.9    | 13.0 | 14.5 |
| 1998                 | 27.9       | 33.7     | 31.1        | 4.6           | .4          | 2.3    | 11.6 | 13.1 |
| 1997                 | 28.0       | 33.4     | 32.0        | 4.0           | .4          | 2.3    | 12.2 | 14.1 |
| 1996                 | 28.9       | 33.9     | 31.8        | 3.0           | .4          | 2.0    | 12.1 | 14.9 |
| 1995                 | 31.6       | 30.0     | 33.7        | 2.4           | .6          | 1.3    | 15.1 | 13.5 |
| 1994                 | 30.1       | 31.5     | 33.5        | 1.3           | --          | 3.6    | 13.7 | 12.2 |
| 1993                 | 27.4       | 33.6     | 34.2        | 4.4           | 1.5         | 2.9    | 11.5 | 14.9 |
| 1992                 | 27.6       | 33.7     | 34.7        | 1.5           | 0           | 2.5    | 12.6 | 16.5 |
| 1991                 | 30.9       | 31.4     | 33.2        | 0             | 1.4         | 3.0    | 14.7 | 10.8 |
| 1990                 | 30.9       | 33.2     | 29.3        | 1.2           | 1.9         | 3.4    | 12.4 | 11.3 |

**PARTY/PARTYLN CONTINUED...**

|      |                   |                 |                    | (VOL.)<br>No      | (VOL.)<br>Other | (VOL.)<br>DK/Ref | Lean<br>Rep | Lean<br>Dem |
|------|-------------------|-----------------|--------------------|-------------------|-----------------|------------------|-------------|-------------|
|      | <u>Republican</u> | <u>Democrat</u> | <u>Independent</u> | <u>preference</u> | <u>party</u>    |                  |             |             |
| 1989 | 33                | 33              | 34                 | --                | --              | --               | --          | --          |
| 1987 | 26                | 35              | 39                 | --                | --              | --               | --          | --          |

**QUESTIONS 68-79 HELD FOR FUTURE RELEASE  
NO QUESTIONS 80-82****ASK ALL:**

TEAPARTY2 From what you know, do you agree or disagree with the Tea Party movement, or don't you have an opinion either way?

|                            | <u>Agree</u> | <u>Disagree</u> | No opinion<br><u>either way</u> | (VOL.)<br>Haven't<br><u>heard of</u> | (VOL.)<br>Refused | Not<br>heard of/<br><u>DK</u> |
|----------------------------|--------------|-----------------|---------------------------------|--------------------------------------|-------------------|-------------------------------|
| Jul 17-21, 2013            | 18           | 25              | 52                              | 4                                    | 1                 | --                            |
| Jun 12-16, 2013            | 22           | 29              | 46                              | 2                                    | 2                 | --                            |
| May 23-26, 2013            | 17           | 20              | 56                              | 3                                    | 4                 | --                            |
| Feb 14-17, 2013            | 19           | 26              | 52                              | 2                                    | 1                 | --                            |
| Dec 5-9, 2012              | 18           | 29              | 50                              | 2                                    | 1                 | --                            |
| Oct 31-Nov 3, 2012 (RVs)   | 19           | 29              | 47                              | 1                                    | 3                 | --                            |
| Oct 4-7, 2012              | 19           | 25              | 52                              | 2                                    | 2                 | --                            |
| Sep 12-16, 2012            | 18           | 26              | 53                              | 2                                    | 2                 | --                            |
| Jul 16-26, 2012            | 16           | 27              | 54                              | 2                                    | 1                 | --                            |
| Jun 28-Jul 9, 2012         | 19           | 27              | 49                              | 3                                    | 2                 | --                            |
| Jun 7-17, 2012             | 21           | 25              | 52                              | 2                                    | 1                 | --                            |
| May 9-Jun 3, 2012          | 16           | 25              | 54                              | 2                                    | 3                 | --                            |
| Apr 4-15, 2012             | 20           | 26              | 50                              | 3                                    | 2                 | --                            |
| Mar 7-11, 2012             | 19           | 29              | 48                              | 2                                    | 2                 | --                            |
| Feb 8-12, 2012             | 18           | 25              | 53                              | 2                                    | 2                 | --                            |
| Jan 11-16, 2012            | 20           | 24              | 52                              | 2                                    | 2                 | --                            |
| Jan 4-8, 2012              | 18           | 25              | 52                              | 2                                    | 3                 | --                            |
| Dec 7-11, 2011             | 19           | 27              | 50                              | 2                                    | 2                 | --                            |
| Nov 9-14, 2011             | 20           | 27              | 51                              | 1                                    | 1                 | --                            |
| Sep 22-Oct 4, 2011         | 19           | 27              | 51                              | 2                                    | 1                 | --                            |
| Aug 17-21, 2011            | 20           | 27              | 50                              | 1                                    | 1                 | --                            |
| Jul 20-24, 2011            | 20           | 24              | 53                              | 1                                    | 1                 | --                            |
| Jun 15-19, 2011            | 20           | 26              | 50                              | 3                                    | 2                 | --                            |
| May 25-30, 2011            | 18           | 23              | 54                              | 2                                    | 2                 | --                            |
| Mar 30-Apr 3, 2011         | 22           | 29              | 47                              | 1                                    | 1                 | --                            |
| Mar 8-14, 2011             | 19           | 25              | 54                              | 1                                    | 1                 | --                            |
| Feb 22-Mar 1, 2011         | 20           | 25              | 52                              | 2                                    | 2                 | --                            |
| Feb 2-7, 2011 <sup>4</sup> | 22           | 22              | 53                              | 2                                    | 2                 | --                            |
| Jan 5-9, 2011              | 24           | 22              | 50                              | 2                                    | 1                 | --                            |
| Dec 1-5, 2010              | 22           | 26              | 49                              | 2                                    | 2                 | --                            |
| Nov 4-7, 2010              | 27           | 22              | 49                              | 1                                    | 1                 | --                            |
| Oct 27-30, 2010 (RVs)      | 29           | 25              | 32                              | --                                   | 1                 | 13                            |
| Oct 13-18, 2010 (RVs)      | 28           | 24              | 30                              | --                                   | 1                 | 16                            |
| Aug 25-Sep 6, 2010 (RVs)   | 29           | 26              | 32                              | --                                   | 1                 | 13                            |
| Jul 21-Aug 5, 2010         | 22           | 18              | 37                              | --                                   | 1                 | 21                            |
| Jun 16-20, 2010            | 24           | 18              | 30                              | --                                   | *                 | 27                            |
| May 20-23, 2010            | 25           | 18              | 31                              | --                                   | 1                 | 25                            |
| Mar 11-21, 2010            | 24           | 14              | 29                              | --                                   | 1                 | 31                            |

4

In the February 2-7, 2011, survey and before, question read "...do you strongly agree, agree, disagree or strongly disagree with the Tea Party movement..." In October 2010 and earlier, question was asked only of those who had heard or read a lot or a little about the Tea Party. In May 2010 through October 2010, it was described as: "the Tea Party movement that has been involved in campaigns and protests in the U.S. over the past year." In March 2010 it was described as "the Tea Party protests that have taken place in the U.S. over the past year."

**PVOTE12A/B AND QUESTION 83 HELD FOR FUTURE RELEASE**

---

**Key to Pew Research trends noted in the topline:**

(U)                      Pew Research Center/USA Today polls  
(WP)                     Pew Research Center/Washington Post polls

---