



THE PEW RESEARCH CENTER
For The People & The Press

NEWS Release
1615 L Street, N.W., Suite 700
Washington, D.C. 20036
Tel (202) 419-4350
Fax (202) 419-4399

FOR IMMEDIATE RELEASE:
Wednesday, January 12, 2011

FOR FURTHER INFORMATION:
Andrew Kohut, Director
Michael Remez, Senior Writer

High Early Interest in Giffords Shooting Economic News Seen as Less Negative

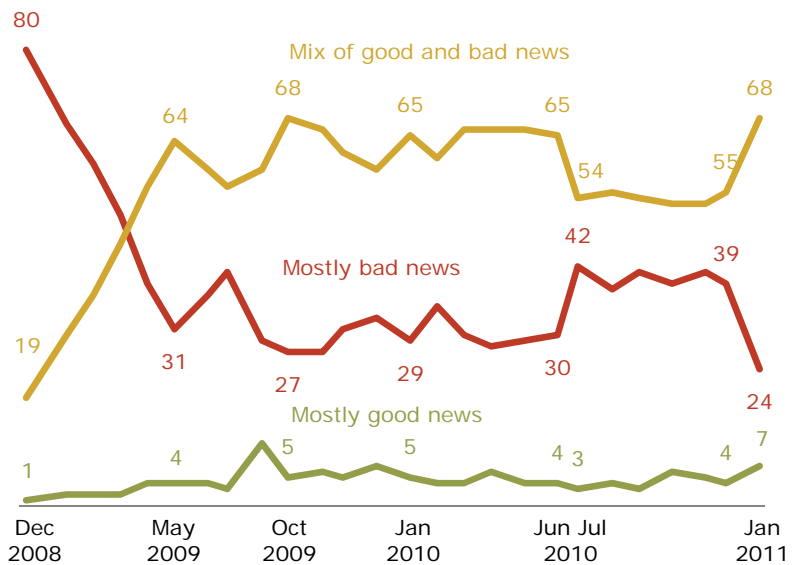
Though the new Congress convened in Washington last week, Americans focused most closely on news about the nation's economy – until they heard about Saturday's shooting rampage in Tucson, Ariz., that left six dead and a congresswoman fighting for her life. At that point, the shootings became the public's top story.

Before the Jan. 8 shootings, which drew high initial interest that was only expected to increase, the economy was the public's top news story, although the incoming Republican leaders in Congress drew much more news coverage.

Public perceptions of the tone of economic news have become much less negative over the past month. In fact, the percentage saying they are hearing mostly bad news about the economy has dropped to its lowest point since the question was first asked in December 2008.

Currently, 24% say they are hearing mostly bad news, down 15 points from 39% in early December. The proportion saying they are hearing a mix of good and bad

Fewer Hearing "Mostly Bad" Economic News



PEW RESEARCH CENTER Jan 6-9, 2011.

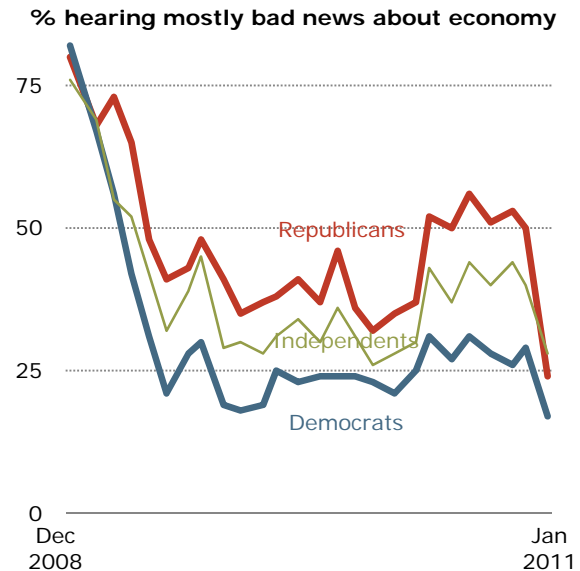
news has jumped from 55% last month to 68% in the new survey. However, as has been the case for the past two years, very few say they are hearing mostly good economic news; just 7% say this, which is little changed from 4% in December.

The latest News Interest Index survey, conducted Jan. 6-9 among 1,018 adults, finds that Republicans, in particular, are much less likely to say they are hearing mostly bad news about the economy than they were just a month ago. Currently, 24% say they have been hearing mostly bad news, half of the number that said this in early December (50%). Seven-in-ten (71%) Republicans say they are hearing a mix of good and bad news about the economy, up from 47% in December.

The changes among independents and Democrats have been smaller but are in the same direction: 17% of Democrats say they are hearing mostly bad news, down from 29% in December. Among independents, 28% say they are hearing mostly bad news about the economy, down from 40% in December.

Through most of the Obama administration, Republicans have been far more likely than Democrats to say the economic news they are hearing is mostly bad. In early November, for example, Republicans were twice as likely to say this (53% vs. 26%). Now, as the number of Republicans taking the most negative viewpoint has dropped, the partisan gap has narrowed to just seven points (24% of Republicans vs. 17% of Democrats).

Fewer Republicans Hearing Bad Economic News; Party Gap Narrows

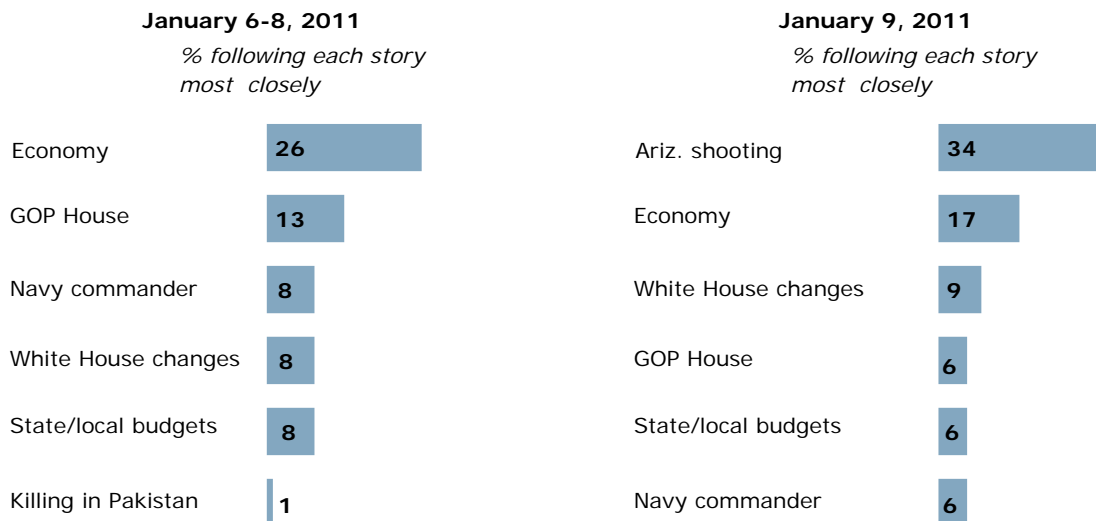


PEW RESEARCH CENTER Jan 6-9, 2011.

Shooting Quickly Becomes Public's Top Story

The weekly News Interest Index survey was being conducted when the Jan. 8 shootings in Tucson occurred. Before the rampage, Americans said they were tracking news about the economy most closely, but in the survey's fourth and final day – the Sunday following the horrific events in Arizona – 34% said they were following news about the shooting of Rep. Gabrielle Giffords most closely, double the 17% that said they were following news about the economy most closely.

News Interest Before and After Tucson Tragedy



Pew Research Center. For interviews conducted January 6-8, 2011 N=771 and for those conducted January 9, 2011 N=164.

Coming at the end of the week, the Tucson shootings were not a major factor in analysis of the full week's coverage. (Next week's News Interest Index and News Coverage Index will include public interest in and coverage of the Arizona shootings.)

During the first three days interviewing (Jan. 6-8), the economy was the top story for the public, with 26% following economic news most closely compared with 13% who cited news about incoming Republican leaders. By contrast, news about the incoming Congress made up 18% of coverage for the week, much more than any other story, according to a separate analysis by the Pew Research Center's Project for Excellence in Journalism (PEJ). News about the economy accounted for 8%.

Stories from the New Congress; Health Care Repeal Resonates

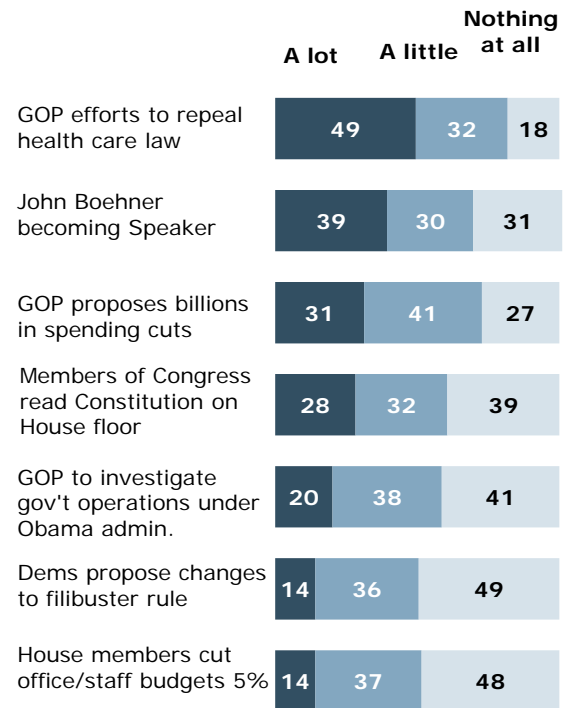
The public showed moderate interest in the GOP taking control of the House of Representatives and most Americans say they heard at least a little about specific congressional actions and plans. In most cases, however, far fewer than half say they heard a lot about developments in the new Congress.

The GOP's efforts to repeal the health care law are registering widely with the public – 49% say they have heard a lot about these efforts. Fewer (39%) say they heard a lot about John Boehner becoming the new House speaker.

Only about three-in-ten say they heard a lot about Republican proposals for billions of dollars in spending cuts (31%) and members of Congress reading the Constitution on the House floor (28%). Even fewer heard a lot about GOP plans to investigate government operations under the Obama administration (20%), the Democrats' proposed changes in the Senate's filibuster rules (14%) and members of the House reducing office and staff budgets by 5% (14%).

Partisan differences in awareness of these stories are generally modest. However, Republicans are more likely than Democrats to hear a lot about Boehner becoming speaker (47% of Republicans vs. 36% of Democrats) and members of the House reading the Constitution (33% vs. 23%).

Eight-in-Ten Heard about Efforts to Repeal Health Care Reform



PEW RESEARCH CENTER Jan 6-9, 2011.

Other News

Before the horrific shootings in Tucson captured the public's attention over the weekend, Americans focused most closely on news about the economy – including positive reports about corporate profits and mixed news on the jobs front. About four-in-ten (39%) said they followed news about the economy very closely, matching the level of interest in the final weeks of December. A quarter (26%) said this was the news they followed most closely.

The media devoted 8% of coverage to the economy. That does not include 2% of coverage that went to news about budget problems facing state and local governments. About a quarter of the public (24%) said they followed this news – featured prominently in the inaugural speeches of several new governors – very closely, while 8% said this was the news they followed most closely.

About a quarter (26%) said they followed news about the incoming GOP leaders of Congress very closely, just about matching the 25% that said they followed news about incoming Democratic leaders that closely in January 2007. More than one-in-ten (13%) said this was the news they followed most closely. News about incoming officeholders nationwide filled 21% of the newshole, almost all about the new Congress (18%), according to PEJ.

Nearly two-in-ten said they very closely followed news about changes in Barack Obama's White House staff (19%) or news about the Navy commander relieved of his post because of his role in inappropriate videos broadcast on his ship (18%). Fewer than one-in-ten (8% each) said this was the story they followed most closely. The changes in the administration's top staff accounted for 6% of coverage, while the actions taken against Capt. Owen Honors accounted for 4%.

Just 7% said they very closely followed news about the assassination of a prominent Pakistani politician, which added to the political instability in that nation; 1% said this was the news they followed most closely. News about the assassination and its repercussions accounted for 3% of coverage.

These findings are based on the most recent installment of the weekly News Interest Index, an ongoing project of the Pew Research Center for the People & the Press. The index, building on the Center's longstanding research into public attentiveness to major news stories, examines news interest as it relates to the news media's coverage. The

weekly survey is conducted in conjunction with The Project for Excellence in Journalism's News Coverage Index, which monitors the news reported by major newspaper, television, radio and online news outlets on an ongoing basis. In the most recent week, data relating to news coverage were collected January 3-9, and survey data measuring public interest in the top news stories of the week were collected December 6-9, from a nationally representative sample of 1,018 adults.

About the News Interest Index

The *News Interest Index* is a weekly survey conducted by the Pew Research Center for the People & the Press aimed at gauging the public's interest in and reaction to major news events. This project has been undertaken in conjunction with the Project for Excellence in Journalism's *News Coverage Index*, an ongoing content analysis of the news. The News Coverage Index catalogues the news from top news organizations across five major sectors of the media: newspapers, network television, cable television, radio and the internet. Each week (from Monday through Sunday) PEJ compiles this data to identify the top stories for the week. (For more information about the Project for Excellence in Journalism's News Coverage Index, go to www.journalism.org.) The News Interest Index survey collects data from Thursday through Sunday to gauge public interest in the most covered stories of the week.

Results for the weekly surveys are based on telephone interviews conducted among a national sample of approximately 1,000 adults living in the continental United States, 18 years of age or older. For results based on the total sample, one can say with 95% confidence that the error attributable to sampling is plus or minus 4 percentage points. Results for the latest survey, conducted January 6-9, 2011, are based on a national sample of 1,018 adults (687 respondents were interviewed on a landline telephone, and 331 were interviewed on a cell phone, including 136 who had no landline telephone). The survey was conducted by interviewers at Princeton Data Source under the direction of Princeton Survey Research Associates International. A combination of landline and cell phone random digit dial samples were used; both samples were provided by Survey Sampling International. Interviews were conducted in English. Respondents in the landline sample were selected by randomly asking for the youngest adult male or female who is now at home. Interviews in the cell sample were conducted with the person who answered the phone, if that person was an adult 18 years of age or older.

The combined landline and cell phone sample are weighted using an iterative technique that matches gender, age, education, race, Hispanic origin, region, and population density to parameters from the March 2010 Census Bureau's Current Population Survey. The sample is also weighted to match current patterns of telephone status based on extrapolations from the 2010 National Health Interview Survey. The weighting procedure also accounts for the fact that respondents with both landline and cell phones have a greater probability of being included in the combined sample and adjusts for household size within the landline sample. Sampling errors and statistical tests of significance take into account the effect of weighting. The following table shows the sample sizes and the error attributable to sampling that would be expected at the 95% level of confidence for different groups in the survey:

Group	Sample Size	Plus or minus ...
Total sample	1,018	4.0 percentage points
Republicans	276	7.5 percentage points
Democrats	294	7.0 percentage points
Independents	377	6.5 percentage points

Sample sizes and sampling errors for other subgroups are available upon request.

In addition to sampling error, one should bear in mind that question wording and practical difficulties in conducting surveys can introduce error or bias into the findings of opinion polls.

About the Pew Research Center for the People & the Press

The Pew Research Center for the People & the Press is an independent opinion research group that studies attitudes toward the press, politics and public policy issues. We are sponsored by The Pew Charitable Trusts and are one of seven projects that make up the Pew Research Center, a nonpartisan "fact tank" that provides information on the issues, attitudes and trends shaping America and the world.

The Center's purpose is to serve as a forum for ideas on the media and public policy through public opinion research. In this role it serves as an important information resource for political leaders, journalists, scholars, and public interest organizations. All of our current survey results are made available free of charge.

All of the Center's research and reports are collaborative products based on the input and analysis of the entire Center staff consisting of:

Andrew Kohut, Director

Scott Keeter, Director of Survey Research

Carroll Doherty and Michael Dimock, Associate Directors

Michael Remez, Senior Writer

Leah Christian and Jocelyn Kiley, Senior Researchers

Robert Suls, Shawn Neidorf, and Alec Tyson, Research Associates

Jacob Poushter, Research Analyst

Danielle Gewurz, Research Assistant

For more information about the Pew Research Center for the People & the Press' weekly News Interest Index, go to www.people-press.org.

© Pew Research Center, 2011

**PEW RESEARCH CENTER NEWS INTEREST INDEX
JANUARY 6-9, 2011 OMNIBUS
FINAL TOPLINE
N=1018**

PEW.1 AND PEW.2 HELD FOR FUTURE RELEASE

ASK ALL:

PEW.3 As I read a list of some stories covered by news organizations this past week, please tell me if you happened to follow each news story very closely, fairly closely, not too closely, or not at all closely. First, **[INSERT ITEM; RANDOMIZE] [IF NECESSARY "Did you follow [ITEM] very closely, fairly closely, not too closely or not at all closely?"]**

	<u>Very closely</u>	<u>Fairly closely</u>	<u>Not too closely</u>	<u>Not at all closely</u>	(VOL.) DK/Ref
a. Reports about the condition of the U.S. economy					
January 6-9, 2011	39	37	11	12	1
December 16-19, 2010	39	31	14	15	2
December 9-12, 2010	39	30	14	16	1
December 2-5, 2010	52	28	11	9	*
November 18-21, 2010	46	31	11	11	*
November 11-14, 2010	38	30	15	16	1
November 4-7, 2010	44	32	11	13	*
October 28-November 1, 2010	39	34	11	15	1
October 21-24, 2010	41	29	14	14	1
October 14-17, 2010	42	33	12	13	*
October 7-10, 2010	36	33	15	15	1
September 30-October 3, 2010	43	35	10	11	1
September 23-26, 2010	43	34	13	9	1
September 16-19, 2010	37	30	16	16	1
September 2-6, 2010	43	31	13	12	*
August 19-22, 2010	39	31	14	15	1
August 5-8, 2010	39	33	14	13	1
July 29-August 1, 2010	51	33	11	5	*
July 22-25, 2010	46	33	14	6	1
July 15-18, 2010	37	33	14	15	1
July 8-11, 2010	36	33	15	16	*
July 1-5, 2010	48	30	13	8	*
June 24-27, 2010	37	37	15	11	1
June 17-20, 2010	38	34	15	13	*
June 10-13, 2010	39	35	17	9	*
June 3-6, 2010	35	33	16	14	1
May 27-30, 2010	43	29	13	15	*
May 20-23, 2010	40	35	13	11	*
May 13-16, 2010	49	32	11	8	1
May 7-10, 2010	42	34	11	12	*
April 30-May 3, 2010	32	37	17	14	1
April 23-26, 2010	42	31	13	14	*
April 16-19, 2010	40	32	14	14	0
April 9-12, 2010	40	32	15	13	*
April 1-5, 2010	33	34	14	19	*
March 19-22, 2010	41	32	14	13	*
March 12-15, 2010	41	35	12	12	*
March 5-8, 2010	40	34	12	13	*
February 26-March 1, 2010	31	33	17	19	*
February 19-22, 2010	38	34	15	12	*
February 12-15, 2010	35	34	15	16	*
February 5-8, 2010	43	36	13	9	*
January 29-February 1, 2010	45	32	13	10	*
January 22-25, 2010	41	34	14	10	*

PEW.3 CONTINUED...

	<u>Very closely</u>	<u>Fairly closely</u>	<u>Not too closely</u>	<u>Not at all closely</u>	(VOL.) DK/Ref
January 15-18, 2010	37	38	14	11	*
January 8-11, 2010	39	33	15	12	*
December 18-21, 2009	45	31	14	10	0
December 11-14, 2009	42	31	14	13	*
December 4-7, 2009	41	36	13	9	1
November 13-16, 2009	38	33	14	15	*
October 30-November 2, 2009	34	32	17	16	*
October 23-26, 2009	44	30	15	10	1
October 9-12, 2009	41	29	16	13	*
October 2-5, 2009	44	30	15	11	0
September 25-28, 2009	44	37	10	10	*
September 18-21, 2009	44	34	15	7	*
September 11-14, 2009	45	32	14	9	*
September 3-6, 2009	41	31	15	13	*
August 28-31, 2009	45	30	13	12	1
August 21-24, 2009	50	27	13	10	1
August 14-17, 2009	41	37	11	12	*
August 7-10, 2009	42	34	13	10	*
July 31-August 3, 2009	46	34	11	8	*
July 24-27, 2009	45	35	12	8	*
July 17-20, 2009	43	35	11	11	1
July 10-13, 2009	37	38	13	11	*
July 2-5, 2009	38	35	15	12	*
June 19-22, 2009	42	33	15	10	*
June 12-15, 2009	41	35	12	12	*
June 5-8, 2009	41	34	11	14	*
May 29-June 1, 2009	43	37	11	8	*
May 21-24, 2009	44	35	13	9	*
May 15-18, 2009	44	35	12	8	*
May 8-11, 2009	42	34	12	12	*
May 1-4, 2009	47	36	11	5	1
April 17-20, 2009	52	30	10	7	1
April 9-13, 2009	48	29	13	10	0
March 27-30, 2009	48	32	10	10	*
March 20-23, 2009	52	34	8	6	*
March 13-16, 2009	48	33	9	10	*
February 27-March 2, 2009	56	30	8	6	*
February 13-16, 2009	55	29	10	6	*
January 30-February 2, 2009	52	31	12	5	*
January 23-26, 2009	57	30	8	5	0
January 16-19, 2009	43	35	13	9	*
January 2-4, 2009	42	36	15	7	*
December 12-15, 2008	51	33	9	7	*
December 5-8, 2008	42	38	13	7	*
November 21-24, 2008	59	24	9	8	*
November 14-17, 2008	56	29	9	6	*
November 7-10, 2008	54	31	8	7	*
October 31-November 3, 2008	63	27	6	4	*
October 24-27, 2008	52	35	7	5	1
October 17-20, 2008	62	29	6	3	*
October 10-13, 2008	65	25	7	3	*
October 3-6, 2008	69	23	5	3	*
September 26-29, 2008	70	22	5	3	*
September 19-22, 2008	56	27	12	5	*
September 5-8, 2008	44	33	16	7	*
August 29-31, 2008	41	34	13	11	1
August 15-18, 2008	39	36	15	10	*
August 8-11, 2008	39	35	16	10	*
August 1-4, 2008	47	34	11	8	0

PEW.3 CONTINUED...

	<u>Very closely</u>	<u>Fairly closely</u>	<u>Not too closely</u>	<u>Not at all closely</u>	(VOL.) DK/Ref
July 25-28, 2008	46	32	10	12	*
July 18-21, 2008	45	33	13	9	*
July 11-14, 2008	44	33	12	10	1
June 27-30, 2008	49	31	12	7	1
June 13-16, 2008	42	33	14	11	*
May 9-12, 2008	45	31	13	11	*
May 2-5, 2008	43	31	15	10	1
April 18-21, 2008	41	35	13	10	1
April 4-7, 2008	39	37	12	12	*
March 28-31, 2008	42	36	14	8	*
March 20-24, 2008	45	33	13	9	*
February 29-March 3, 2008	38	35	15	11	1
February 15-18, 2008	37	36	11	16	8
February 1-4, 2008	40	37	14	8	1
January 18-21, 2008	42	31	16	11	*
January 11-14, 2008	36	32	15	16	1
November 2-5, 2007	27	37	16	19	1
October 19-22, 2007	25	34	20	21	*
August 10-13, 2007	28	36	18	18	*
Mid-November, 2006	31	40	17	11	1
December, 2005	35	35	18	11	1
Early November, 2005	35	39	17	9	*
Mid-May, 2005	30	39	19	11	1
January, 2005	35	41	17	7	*
Mid-October, 2004	30	43	16	10	1
Early September, 2004	39	34	15	11	1
Mid-January, 2004	37	41	15	7	*
December, 2003	35	38	14	11	2
November, 2003	40	34	15	10	1
October, 2003	32	39	16	12	1
September, 2003	39	30	18	12	1
March, 2003	40	35	16	8	1
February, 2003	42	33	15	10	*
December, 2002	38	34	17	10	1
February, 2002	35	40	15	9	1
January, 2002	30	44	16	9	1
December, 2001	37	40	13	8	2
Mid-November, 2001	41	36	15	7	1
June, 2001	24	41	18	16	1
May, 2001	34	36	15	15	0
April, 2001	36	34	16	13	1
February, 2001	30	39	18	12	1
January, 2001	32	38	17	11	2
June, 1995	26	41	22	11	*
March, 1995	27	45	19	9	*
February, 1995	23	41	22	13	1
December, 1994	28	43	20	9	*
October, 1994	27	40	20	12	1
June, 1994	25	42	23	10	*
May, 1994	33	40	16	10	1
January, 1994	34	39	16	10	1
Early January, 1994	36	44	13	7	*
December, 1993	35	41	15	8	1
October, 1993	33	38	20	9	*
September, 1993	37	40	14	8	1
Early September, 1993	39	39	14	9	*
August, 1993	41	36	14	9	*
May, 1993	37	38	18	6	1
February, 1993	49	36	10	5	*

PEW.3 CONTINUED...

	Very <u>closely</u>	Fairly <u>closely</u>	Not too <u>closely</u>	Not at all <u>closely</u>	(VOL.) DK/Ref
January, 1993	42	39	12	7	*
September, 1992	43	37	13	6	1
May, 1992	39	39	15	6	1
March, 1992	47	38	11	4	*
February, 1992	47	37	10	6	*
January, 1992	44	40	11	5	*
October, 1991	36	38	16	9	1
b. News about the incoming Republican leaders in Congress					
January 6-9, 2011	26	30	18	26	*
TRENDS FOR COMPARISON:					
January, 2007: <i>News about the incoming Democratic leaders in Congress</i>	25	38	20	16	1
December, 2006	29	36	19	15	1
April, 1995: <i>The activities of the new Republican leaders in Congress</i>	14	42	33	11	*
March, 1995	23	38	22	17	*
February, 1995	19	32	23	26	*
c. A Navy commander relieved of duty for making inappropriate videos					
January 6-9, 2011	18	27	22	32	1
BASED ON INTERVIEWING CONDUCTED JANUARY 6-8, 2011 [N=771]					
d. The assassination of a prominent Pakistani government official					
January 6-8, 2011	7	18	24	50	1
TRENDS FOR COMPARISON:					
October 30-November 2, 2009: <i>News about political instability in Pakistan</i>	16	23	26	35	1
October 23-26, 2009	17	22	29	31	1
May 29-June 1, 2009: <i>The military conflict between the Taliban and the Pakistani government</i>	23	30	23	23	1
May 8-11, 2009: <i>News about political instability in Pakistan</i>	18	23	23	36	*
April 24-27, 2009	15	27	27	31	*
March 13-16, 2009	14	20	26	40	0
September 26-29, 2008: <i>A bombing at a Marriott Hotel in Pakistan that killed over 50 people</i>	16	32	23	28	1
August 15-18, 2008: <i>News about political instability in Pakistan</i>	10	25	29	35	1
February 22-25, 2008: <i>Parliamentary elections and changes in party control in Pakistan</i>	9	24	28	39	*
January 11-14, 2008: <i>News about political instability in Pakistan</i>	19	33	20	27	1
January 4-7, 2008: <i>The assassination of former Prime Minister Benazir Bhutto and resulting instability in Pakistan</i>	32	36	15	16	1
November 30-December 3, 2007: <i>News about political instability in Pakistan</i>	16	28	26	30	*
November 23-26, 2007	13	27	31	28	1
November 16-19, 2007	20	30	21	28	1
November 9-12, 2007	20	29	23	28	*

PEW.3 CONTINUED...

	Very <u>closely</u>	Fairly <u>closely</u>	Not too <u>closely</u>	Not at all <u>closely</u>	(VOL.) DK/Ref
October 19-22, 2007: <i>A bombing in Pakistan aimed at former Prime Minister Benazir Bhutto that killed over 120 people</i>	21	28	21	30	*
July 13-16, 2007: <i>The Pakistani government's raid on a mosque held by Islamic radicals</i>	10	19	23	47	1
August, 1990: <i>The dismissal of Pakistan's Prime Minister Bhutto by Pakistan's President</i>	4	14	30	52	*
BASED ON INTERVIEWING CONDUCTED SUNDAY, JANUARY 9, 2011 [N=164]					
d. News about a Congresswoman shot in Tucson, Arizona January 9, 2011	31	33	13	23	1
e. Changes to Barack Obama's White House staff January 6-9, 2011	19	34	18	28	1
TRENDS FOR COMPARISON:					
August 17-20, 2007: <i>Karl Rove's resignation from his position in the White House</i>	14	20	23	42	1
Mid-November, 2006: <i>The resignation of Secretary of Defense Donald Rumsfeld</i>	30	30	21	18	1
December, 1991: <i>The resignation of White House Chief of Staff John Sununu</i>	8	25	31	36	0
f. News about state and local budget problems					
January 6-9, 2011	24	37	18	20	1
June 24-27, 2010	26	35	22	15	1
March 5-8, 2010	31	32	19	18	*
April 9-13, 2009	28	30	21	21	*

ASK ALL:

PEW.4 Which ONE of the stories I just mentioned have you followed most closely, or is there another story you've been following MORE closely? **[DO NOT READ LIST. ACCEPT ONLY ONE RESPONSE.]**

BASED ON INTERVIEWING CONDUCTED THURSDAY-SATURDAY JANUARY 6-8, 2011 ONLY [N=771]

Jan 6-8

2011

26	Reports about the condition of the U.S. economy
13	News about the incoming Republican leaders in Congress
8	A Navy commander relieved of duty for making inappropriate videos
8	Changes to Barack Obama's White House staff
8	News about state and local budget problems
1	The assassination of a prominent Pakistani government official
16	Some other story (VOL.)
19	Don't know/Refused (VOL.)

BASED ON INTERVIEWING CONDUCTED SUNDAY, JANUARY 9, 2011 ONLY [N=164]

Jan 9

2011

34	News about a Congresswoman shot in Tucson, Arizona
17	Reports about the condition of the U.S. economy
9	Changes to Barack Obama's White House staff
6	News about the incoming Republican leaders in Congress
6	News about state and local budget problems
6	A Navy commander relieved of duty for making inappropriate videos
8	Some other story (VOL.)
13	Don't know/Refused (VOL.)

ASK ALL:

Now thinking about the new Congress...

PEW.5 How much if anything, have you heard about each of the following? Have you heard a lot, a little or nothing at all? **[INSERT ITEM; RANDOMIZE]**

	<u>A lot</u>	<u>A little</u>	<u>Nothing at all</u>	<u>(VOL.) DK/Ref</u>
a. Republican efforts to repeal last year's health care law January 6-9, 2011	49	32	18	1
NO ITEM b.				
c. Republican proposals to cut billions in domestic spending this year January 6-9, 2011	31	41	27	1
d. Republican plans to conduct investigations into how the government has operated under the Obama administration January 6-9, 2011	20	38	41	1
e. Democratic proposals to change the Senate's filibuster rule January 6-9, 2011	14	36	49	*
f. Republicans reading the U.S. Constitution aloud on the House floor January 6-9, 2011	28	32	39	1
g. John Boehner [PRONOUNCED: BAY-ner] becoming the Speaker of the House January 6-9, 2011	39	30	31	*

PEW.5 CONTINUED...

	<u>A lot</u>	<u>A little</u>	<u>Nothing at all</u>	(VOL.) DK/Ref
h. Members of the House of Representatives cutting their own office and staff budgets by 5 percent January 6-9, 2011	14	37	48	1

PEW.6 THROUGH PEW.10 HELD FOR FUTURE RELEASE**ASK ALL:**

Thinking about recent economic news...

ASK ALL:

PEW.11 Are you hearing mostly good news about the economy these days, mostly bad news about the economy or a mix of both good and bad news?

	<u>Hearing mostly good news</u>	<u>Hearing mostly bad news</u>	<u>A mix of good and bad news</u>	(VOL.) DK/Ref
January 6-9, 2011	7	24	68	1
December 2-5, 2010	4	39	55	1
November 11-14, 2010	5	41	53	2
October 7-10, 2010	6	39	53	2
September 2-6, 2010	3	41	54	2
August 5-8, 2010	4	38	55	3
July 1-5, 2010	3	42	54	1
June 10-13, 2010	4	30	65	1
May 7-10, 2010	4	29	66	1
April 1-5, 2010	6	28	66	*
March 5-8, 2010	4	30	66	1
February 5-8, 2010	4	35	61	*
January 8-11, 2010	5	29	65	1
December 4-7, 2009	7	33	59	1
October 30-November 2, 2009	5	31	62	2
October 9-12, 2009	6	27	66	1
September 3-6, 2009	5	27	68	1
August 7-10, 2009	11	29	59	1
July 2-5, 2009	3	41	56	*
June 12-15, 2009	4	37	59	*
May 8-11, 2009	4	31	64	1
April 9-13, 2009	4	39	56	1
March 13-16, 2009	2	51	46	1
February 13-16, 2009	2	60	37	1
January 16-19, 2009	2	67	30	1
December 5-8, 2008	1	80	19	*

PEW.12 THROUGH PEW.13 HELD FOR FUTURE RELEASE