



**FOR IMMEDIATE RELEASE:**  
**Thursday, December 10, 2009**

**FOR FURTHER INFORMATION:**  
**Andrew Kohut, Director**  
**Michael Remez, Senior Writer**

**Tiger, But Not Salahis, Much Discussed Around Water Cooler**  
**NEWS INTEREST IN AFGHANISTAN SURGES**

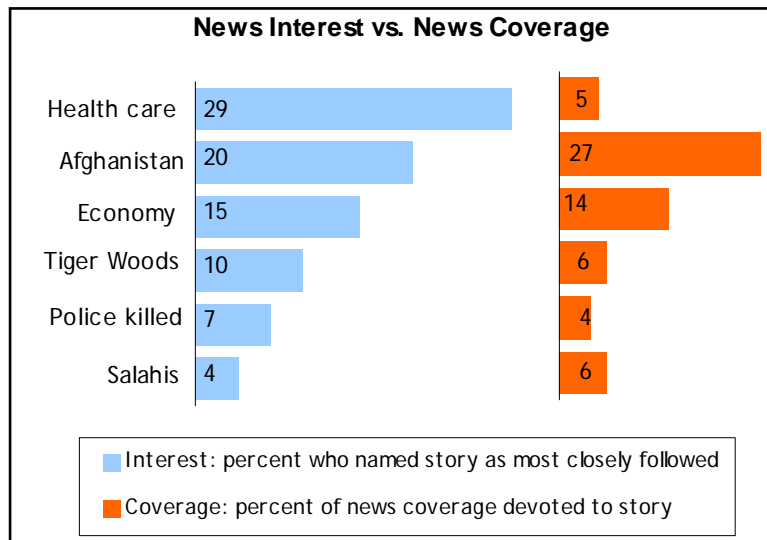
The public took a renewed interest in the war in Afghanistan last week as President Obama unveiled plans to send more troops there while vowing to start bringing them home in 2011. Still, as many people say they talked with friends about Tiger Woods’ troubles as Afghanistan.

More than four-in-ten (43%) say they followed news about Obama’s decision to send

more troops to Afghanistan very closely, an interest level comparable to mid-2002. Throughout 2009, the percentage following Afghanistan news very closely often stood in the mid-20s. Two-in-ten (20%) say this was the story they followed *most* closely last week, higher than any other week this year – but still below the 29% that say they followed the debate over health care legislation most closely.

According to the Pew Research Center’s latest weekly News Interest Index, conducted Dec. 4-7 among 1,003 adults, 10% say the evolving Tiger Woods scandal was the story they followed most closely. About two-in-ten (19%) say they followed the Woods story very closely; another 27% say they followed this news fairly closely.

But close to seven-in-ten (69%) say Woods’ crash and the allegations of infidelity that followed have received too much coverage. That is much more than the 44% that say the same



about news about the Virginia couple that talked their way into a White House state dinner on Nov. 24 without an invitation.

A separate analysis by the Pew Research Center's Project for Excellence in Journalism found that coverage of the war in Afghanistan was the top story of last week, accounting for 27% of the newshole, while the economy accounted for 14% of coverage. Woods' troubles made up 6% of the newshole, while stories about Tareq and Michael Salahis' ability to get past White House security took up another 6%. With senators negotiating health care legislation largely behind closed doors, that story made up 5% of the newshole.

When people are asked which recent news story they have been talking about with friends, 30% mention Tiger Woods, 29% say Obama's decision on Afghanistan strategy and 26% say health care reform. Women are just as likely as men to mention Woods (31% vs. 29%). There were only slight differences among age, race or political groups, though those from households earning at least \$75,000 a year are much more likely to say they have been talking about Woods (40%) than are those in households earning less than \$30,000 a year (19%).

**News the Public Is Talking About**

*What recent news story, if any, have you and your friends been talking about?\**

%

- 30 News about Tiger Woods car accident
- 29 Obama decision on Afghanistan
- 26 Debate over health care reform
- 16 Reports about US economy
- 7 News about duo at White House dinner
- 6 Crime
- 5 Police officers killed in Washington state
- 4 Global warming/climate change meeting

Q1. \* Open-ended question; top categories shown. Total percentages add to more than 100% because people could offer multiple responses.

Other top stories engendered less conversation; 16% say they talked with friends about the economy, 7% talked about the Salahis' attendance at the White House event and 5% say they talked about the case of the four police officers killed in Washington state.

When asked which of the top stories received too much coverage, no story other than Woods' troubles and the Salahi exploits reaches double digits: 9% say the health care debate has received too much coverage, 7% say the same about Obama's decision to send more troops to Afghanistan and 4% say there has been too much coverage of either the condition of the economy or the police officers killed in Washington.

**News Getting Too Much Coverage**

*Which of the top stories asked about, if any, received too much coverage?*

%

- 69 News about Tiger Woods car accident
- 44 News about duo at White House dinner
- 9 Debate over health care reform
- 7 Obama decision on Afghanistan
- 4 Police officers killed in Washington state
- 4 Reports about the U.S. economy

Q5. Total percentages add to more than 100 because people could offer multiple responses.

## Little Change in Favorable Opinions of Obama

Despite the extensive coverage of Obama's decision on Afghanistan, close to six-in-ten Americans (57%) say their opinion of the president has not changed in the past few weeks. More than a quarter (27%) say their opinion has become less favorable, while 12% say their opinion has become more favorable. In mid-September, 53% said their opinion of Obama had not changed in recent weeks; 19% said it had become more favorable and 26% said it had become less favorable.

Close to half of Republicans (48%) say their opinion of Obama has become less favorable in recent weeks, compared with 7% of Democrats and 31% of independents. About seven-in-ten Democrats (68%) say their opinion has not changed, compared with 49% of Republicans and 57% of independents. Close to a quarter of Democrats (23%) say their opinion is now more favorable; just 2% of Republicans and 8% of independents say the same.

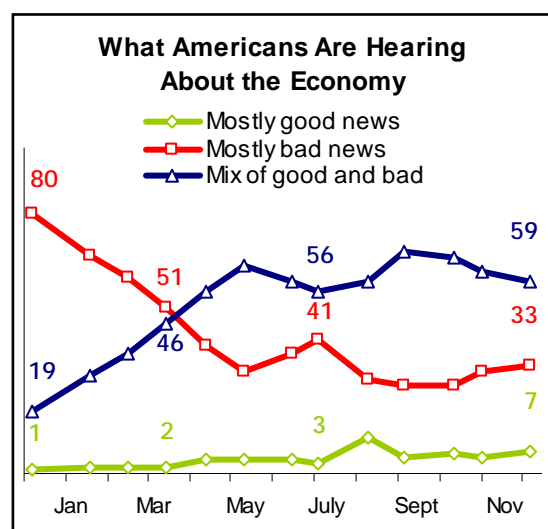
A narrow majority (52%) continues to expect health care legislation to pass, though Democrats are much more optimistic about its prospects than Republicans or independents. Just over a third (35%) of Americans say a measure will not pass in the next year. These numbers have changed little in recent weeks.

Nearly two-thirds of Democrats (64%) say they expect health care legislation to pass, compared with 44% of Republicans and 47% of independents. Republicans are just as likely to say a bill will not pass this year (44%), compared with 38% of independents and 23% of Democrats.

## Most Continue to See Mix of Good and Bad Economic News

About six-in-ten (59%) Americans say they are hearing a mix of good and bad economic news, largely unchanged from the 62% that said the same in early November. One third (33%) say they are hearing mostly bad news and 7% say they are hearing mostly good news.

These numbers have shifted only slightly in recent months, though the most recent survey was in the field shortly after the U.S. Department of Labor announced on Dec. 4 that job losses for November were significantly fewer than expected – the smallest in 23 months – and that the unemployment rate had dropped slightly.



A greater percentage of Republicans (41%) than Democrats (23%) say the economic news they have been hearing is mostly bad. About a third of independents (34%) say the same. Two-thirds of Democrats (66%) say they have been hearing a mix of good and bad news, compared with 52% of Republicans and 59% of independents.

### Modest Awareness of Climate Stories

About one-in-five Americans (19%) have heard a lot about the international meeting to discuss climate change in Copenhagen that is now underway. About as many (17%) say they have heard a lot about the disclosure of private emails between prominent climate scientists regarding global warming data. Fewer have heard a lot about the White House job summit that took place a week ago (11%) or about Comcast’s plan to buy NBC Universal (11%).

What the Public’s Hearing About ...				
	A lot %	A little %	Nothing at all %	Don't know %
Upcoming meeting in Copenhagen To discuss climate change	19	41	40	1=100
Disclosure of private emails between prominent climate scientists	17	35	47	1=100
White House job summit	11	41	46	1=100
Comcast’s plan to buy NBC Universal	11	38	49	1=100

Q9a-d. Figures may not add to 100% because of rounding.

There is virtually no difference in awareness of the Copenhagen climate-change meeting by party. About six-in-ten Republicans, Democrats and independents have heard at least a little about the gathering; that includes 20% of Republicans, 19% of Democrats and 18% of independents who have heard a lot about it.

Republicans, however, are more likely to have heard about the climate-related email controversy: 23% have heard a lot about this, compared with 11% of Democrats. Among independents, 17% have heard a lot.

### Top Stories

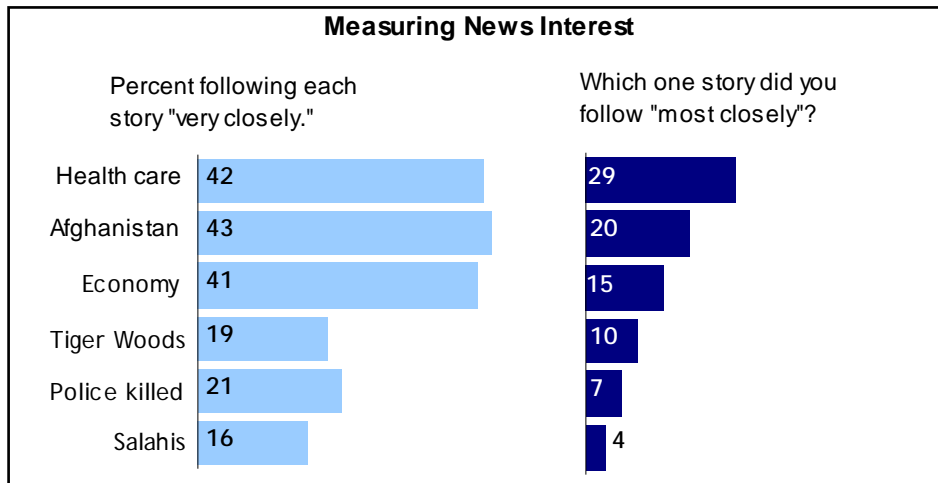
After several months of deliberations, President Obama’s decision and speech about the strategy going forward in Afghanistan brought a significant increase in interest in that story. More than four-in-ten (43%) say they followed the story very closely, compared with 29% in the week just before Thanksgiving.

About a third of Americans (32%) say they watched Obama’s Dec. 1 speech on television, while slightly more (39%) say they just heard or saw reports about the speech. Only 3% say they watched it on the internet, while 2% say they heard it on radio. Another 14% say they did not watch or hear the speech or get news about the Afghanistan decision.

Though coverage of the health care debate was down last week to 5% of the newshole according to PEJ, 42% of the public say they continued to follow developments on this story very closely; 29% say this was the story they followed most closely.

About two-in-ten (21%) say they followed the killings of four police officers in Washington state very closely, while 7% say this was the story they followed most closely. The story accounted for 4% of the newshole.

According to PEJ, the Tiger Woods story and the story about the couple who attended the White House state dinner without an invitation each took up about 6% of the newshole. About two-in-ten (19%) say they followed the Woods story very closely, while 16% say they followed the Salahi story very closely. But 10% say the Woods story was the story they followed most closely, compared with 4% who say the same of the Salahi story.



## **About the News Interest Index**

The *News Interest Index* is a weekly survey conducted by the Pew Research Center for the People & the Press aimed at gauging the public's interest in and reaction to major news events.

This project has been undertaken in conjunction with the Project for Excellence in Journalism's *News Coverage Index*, an ongoing content analysis of the news. The News Coverage Index catalogues the news from top news organizations across five major sectors of the media: newspapers, network television, cable television, radio and the internet. Each week (from Monday through Sunday) PEJ compiles this data to identify the top stories for the week. The News Interest Index survey collects data from Friday through Monday to gauge public interest in the most covered stories of the week.

Results for the weekly surveys are based on landline telephone interviews among a nationwide sample of approximately 1,000 adults, 18 years of age or older, conducted under the direction of ORC (Opinion Research Corporation). For results based on the total sample, one can say with 95% confidence that the error attributable to sampling is plus or minus 4 percentage points.

In addition to sampling error, one should bear in mind that question wording and practical difficulties in conducting surveys can introduce error or bias into the findings of opinion polls, and that results based on subgroups will have larger margins of error.

For more information about the Project for Excellence in Journalism's News Coverage Index, go to [www.journalism.org](http://www.journalism.org).

## **About the Pew Research Center for the People & the Press**

The Pew Research Center for the People & the Press is an independent opinion research group that studies attitudes toward the press, politics and public policy issues. We are sponsored by The Pew Charitable Trusts and are one of seven projects that make up the Pew Research Center, a nonpartisan "fact tank" that provides information on the issues, attitudes and trends shaping America and the world.

The Center's purpose is to serve as a forum for ideas on the media and public policy through public opinion research. In this role it serves as an important information resource for political leaders, journalists, scholars, and public interest organizations. All of our current survey results are made available free of charge.

All of the Center's research and reports are collaborative products based on the input and analysis of the entire Center staff consisting of:

Andrew Kohut, Director  
Scott Keeter, Director of Survey Research  
Carroll Doherty and Michael Dimock, Associate Directors  
Michael Remez, Senior Writer  
Robert Suls, Shawn Neidorf, Leah Christian, Jocelyn Kiley and Alec Tyson, Research Associates  
Jacob Poushter, Research Assistant

**PEW RESEARCH CENTER FOR THE PEOPLE & THE PRESS**  
**December 4-7, 2009 NEWS INTEREST INDEX OMNIBUS SURVEY**  
**FINAL TOPLINE**  
**N=1,003**

Q.1 What recent news story, if any, have you and your friends been talking about [OPEN END. PROBE ONCE FOR ADDITIONAL MENTIONS. RECORD UP TO THREE. RECORD EACH RESPONSE ON SEPARATE SCREEN. DO NOT READ PRECODE LIST. DO NOT SUGGEST ANSWERS]?

30	Tiger Woods
29	President Obama's speech/decision about Afghanistan
26	Health care reform
16	Economy/Jobs/Stock market
7	Salahis/Couples that went to State dinner without an invitation
6	Crime
5	Police officers killed in Washington state
4	Upcoming climate-change meetings in Copenhagen/Global warming/Cap and trade
3	Sports
3	Amanda Knox trial/sentencing
1	Sarah Palin/Palin's book tour
1	Weather
1	Technology-related news
1	Local news
1	References to Obama
1	Iraq/The war
1	Fort Hood shootings
1	Controversial climate-change emails
1	Corrupt politicians
1	References to news about various elections
10	Other
25	No answer

*Figures add to more than 100% because of multiple responses.*

Q.2 In the past few weeks, have you come to have a MORE favorable opinion of Barack Obama, a LESS favorable opinion of Barack Obama, or hasn't your opinion of him changed lately?

	<u>More favorable</u>	<u>Less favorable</u>	<u>Opinion has not changed</u>	<u>DK/Refused</u>
<b>Barack Obama</b>				
December 4-7, 2009	12	27	57	3
September 11-14, 2009	19	26	53	1
June 25-28, 2009	13	20	63	4
May 21-24, 2009	18	21	60	1
April 9-13, 2009	20	18	60	2
March 20-23, 2009	22	19	56	3
February 27-March 2, 2009	23	20	56	1
February 6-9, 2009	23	16	60	1
<b>2008 CAMPAIGN</b>				
<b>TREND FOR COMPARISON:<sup>1</sup></b>				
October 31-November 3, 2008	25	25	49	1
October 24-27, 2008	24	21	52	3
October 17-20, 2008	33	23	43	1
October 10-13, 2008	29	21	48	2
October 3-6, 2008	28	23	47	2
September 26-29, 2008	31	23	45	1
September 19-22, 2008	25	20	53	2
September 12-15, 2008	20	20	58	2
September 5-8, 2008	20	20	59	1
August 29-31, 2008	29	19	50	2
August 22-25, 2008	22	21	54	3
August 15-18, 2008	16	21	60	3
August 8-11, 2008	15	18	64	3
August 1-4, 2008	16	22	60	2
July 25-28, 2008	17	21	59	3
July 18-21, 2008	16	22	60	2
July 11-14, 2008	15	17	64	4
July 3-7, 2008	17	17	62	4
June 27-30, 2008	21	19	56	4
June 20-23, 2008	16	16	66	2
June 13-16, 2008	17	15	64	4
June 6-9, 2008	19	17	61	3
May 30-June 2, 2008	17	21	58	4
May 22-25, 2008	18	20	60	2
May 16-19, 2008	19	19	59	3
May 9-12, 2008	20	23	55	2
May 2-5, 2008	11	25	59	5
April 25-28, 2008	16	24	58	2
April 18-21, 2008	18	24	54	4
March 28-31, 2008	18	27	52	3
March 20-24, 2008	22	30	46	2

<sup>1</sup> For March 20-24, 2008, through October 31-November 3, 2008, the introduction read, "In the past few days." For September 12-15 through October 31-November 3, 2008, the question asked respondents to "Please think about each of the following candidates," Barack Obama, John McCain, Joe Biden and Sarah Palin in the 2008 presidential and vice presidential elections. For June 13-16, 2008, through September 5-8, 2008, the question was worded, "Please think about each of the following *presidential* candidates..." and asked about Barack Obama and John McCain. For March 20-24, 2008, through June 6-9, 2008, the list of presidential candidates included Hillary Clinton, Barack Obama and John McCain.



Q.3 As I read a list of some stories covered by news organizations this past week, please tell me if you happened to follow each news story very closely, fairly closely, not too closely, or not at all closely. First, **[INSERT ITEM; RANDOMIZE] [IF NECESSARY “Did you follow [ITEM] very closely, fairly closely, not too closely or not at all closely?”]**

	<u>Very closely</u>	<u>Fairly closely</u>	<u>Not too closely</u>	<u>Not at all closely</u>	<u>DK/ Refused</u>
a. President Obama’s decision to send more U.S. troops to Afghanistan					
December 4-7, 2009	43	33	14	8	1
November 20-23, 2009 <sup>2</sup>	29	31	17	22	1
November 13-16, 2009	29	28	20	22	1
November 6-9, 2009	22	35	24	18	*
October 30-November 2, 2009	24	32	21	22	*
October 23-26, 2009	32	29	21	18	*
October 16-19, 2009	25	31	20	24	*
October 9-12, 2009	31	31	21	17	0
September 25-28, 2009	27	40	17	16	*
September 18-21, 2009	26	33	25	16	*
September 11-14, 2009	25	35	22	18	1
September 3-6, 2009	23	33	23	21	0
August 7-10, 2009	24	32	23	21	1
March 20-23, 2009	24	32	22	22	*
February 20-23, 2009	27	29	24	19	1
January 30-February 2, 2009	26	34	24	16	*
January 2-4, 2009	22	33	23	21	1
October 24-27, 2008	28	32	22	17	1
October 10-13, 2008	19	34	29	18	*
September 12-15, 2008	21	34	25	19	1
August 29-31, 2008	18	27	32	23	*
July 18-21, 2008	27	33	24	16	*
July 11-14, 2008	19	28	29	23	1
July 3-7, 2008	19	28	32	21	*
June 20-23, 2008	20	30	30	20	*
Late July, 2002	41	38	13	7	1
June, 2002	38	32	20	9	1
April, 2002	39	39	13	8	1
Early April, 2002	45	37	12	5	1
February, 2002	47	39	8	5	1
January, 2002	51	35	9	4	1
December, 2001	44	38	12	5	1
Mid-November, 2001	49	36	11	3	1
Early November, 2001	45	36	12	6	1
Mid-October, 2001	51	35	10	3	1

<sup>2</sup> From November 13-16, 2009, to November 20-23, 2009, the question asked about “The debate over whether to send more troops to Afghanistan.” From October 9-12, 2009, through November 6-9, 2009, the question asked about “The U.S. military effort in Afghanistan.” September 25-28, 2009 asked about “The debate over whether to send more troops to Afghanistan.” February 20-23, 2009 asked about “The Obama administration’s decision to send 17,000 additional U.S. troops to Afghanistan.” From June 20-23, 2008 to October 10-13, 2008 the story was listed as “The military effort in Afghanistan against Taliban fighters.” All other dates asked about “The U.S. military effort in Afghanistan.”

**Q.3 CONTINUED...**

	<u>Very closely</u>	<u>Fairly closely</u>	<u>Not too closely</u>	<u>Not at all closely</u>	<u>DK/Refused</u>
b. Debate over health care reform					
December 4-7, 2009	42	28	15	14	1
November 20-23, 2009	42	29	14	15	*
November 13-16, 2009	38	26	17	17	1
November 6-9, 2009	35	28	15	22	1
October 30-November 2, 2009	32	26	19	23	*
October 23-26, 2009	40	27	16	17	1
October 16-19, 2009	36	28	15	21	*
October 9-12, 2009	37	29	14	19	1
October 2-5, 2009	39	29	16	16	*
September 25-28, 2009	45	31	12	12	0
September 18-21, 2009	44	26	19	11	*
September 11-14, 2009	44	27	14	15	*
September 3-6, 2009	40	26	16	17	0
August 28-31, 2009	40	28	17	14	1
August 21-24, 2009	49	24	12	15	1
August 14-17, 2009	39	31	15	15	1
<b>TREND FOR COMPARISON:<sup>3</sup></b>					
August 7-10, 2009: <i>Debate in Washington over health care reform</i>	40	27	17	15	1
July 31-August 3, 2009	47	26	14	13	1
July 24-27, 2009	44	28	15	13	*
July 17-20, 2009	33	31	13	21	2
July 10-13, 2009	24	29	20	27	*
June 26-29, 2009	29	26	20	25	1
June 19-22, 2009	28	28	20	23	*
June 12-15, 2009	29	26	18	26	*
May 15-18, 2009	25	30	20	24	*
March 6-9, 2009: <i>Obama proposing a \$630 billion fund for overhauling health care</i>	41	32	13	14	*
September, 1994: <i>The Clinton administration's health care reform proposals</i>	32	41	18	9	*
June, 1994	34	40	19	7	*
May, 1994	37	37	16	9	1
January, 1994	38	38	15	9	*
Early January, 1994	40	40	14	6	*
December, 1993	45	35	12	7	1
October, 1993	44	32	17	6	1
September, 1993	49	34	11	6	*
August, 1993: <i>Reports about the White House task force on health care reform headed by Hillary Clinton</i>	27	32	25	15	1
June, 1993	28	38	19	15	*
May, 1993	30	30	25	14	1

<sup>3</sup> June 12-15, 2009 through August 7-10, 2009 asked about: "Debate in Washington over health care reform." May 15-18, 2009 asked about: "Debate over Barack Obama's health care plans." March 6-9, 2009 asked about: "Barack Obama proposing a \$630 billion fund for overhauling the U.S. health care system." September, 1993 through September, 1994 asked about: "The Clinton Administration's health care reform proposals." May, 1993 through August, 1993 asked about: "Reports about the White House task force on health care reform headed by Hillary Clinton."

**Q.3 CONTINUED...**

	<u>Very closely</u>	<u>Fairly closely</u>	<u>Not too closely</u>	<u>Not at all closely</u>	<u>DK/ Refused</u>
c. Four police officers killed in Washington state December 4-7, 2009	21	33	23	21	2
<b>TREND FOR COMPARISON:</b>					
March 27-30, 2009: <i>A shooting in Oakland, California, in which four police officers were killed</i>	20	24	21	34	1
July 29-August 2, 1998: <i>The shooting of two police officers at the United States Capitol</i>	45	37	13	4	1
d. News about a couple who attended a state dinner at the White House without an invitation December 4-7, 2009	16	29	29	25	1
e. Reports about the condition of the U.S. economy					
December 4-7, 2009	41	36	13	9	1
November 13-16, 2009	38	33	14	15	*
October 30-November 2, 2009	34	32	17	16	*
October 23-26, 2009	44	30	15	10	1
October 9-12, 2009	41	29	16	13	*
October 2-5, 2009	44	30	15	11	0
September 25-28, 2009	44	37	10	10	*
September 18-21, 2009	44	34	15	7	*
September 11-14, 2009	45	32	14	9	*
September 3-6, 2009	41	31	15	13	*
August 28-31, 2009	45	30	13	12	1
August 21-24, 2009	50	27	13	10	1
August 14-17, 2009	41	37	11	12	*
August 7-10, 2009	42	34	13	10	*
July 31-August 3, 2009	46	34	11	8	*
July 24-27, 2009	45	35	12	8	*
July 17-20, 2009	43	35	11	11	1
July 10-13, 2009	37	38	13	11	*
July 2-5, 2009	38	35	15	12	*
June 19-22, 2009	42	33	15	10	*
June 12-15, 2009	41	35	12	12	*
June 5-8, 2009	41	34	11	14	*
May 29-June 1, 2009	43	37	11	8	*
May 21-24, 2009	44	35	13	9	*
May 15-18, 2009	44	35	12	8	*
May 8-11, 2009	42	34	12	12	*
May 1-4, 2009	47	36	11	5	1
April 17-20, 2009	52	30	10	7	1
April 9-13, 2009	48	29	13	10	0
March 27-30, 2009	48	32	10	10	*
March 20-23, 2009	52	34	8	6	*
March 13-16, 2009	48	33	9	10	*
February 27-March 2, 2009	56	30	8	6	*
February 13-16, 2009	55	29	10	6	*
January 30-February 2, 2009	52	31	12	5	*
January 23-26, 2009	57	30	8	5	0
January 16-19, 2009	43	35	13	9	*
January 2-4, 2009	42	36	15	7	*
December 12-15, 2008	51	33	9	7	*

**Q.3 CONTINUED...**

	<u>Very closely</u>	<u>Fairly closely</u>	<u>Not too closely</u>	<u>Not at all closely</u>	<u>DK/ Refused</u>
December 5-8, 2008	42	38	13	7	*
November 21-24, 2008	59	24	9	8	*
November 14-17, 2008	56	29	9	6	*
November 7-10, 2008	54	31	8	7	*
October 31-November 3, 2008	63	27	6	4	*
October 24-27, 2008	52	35	7	5	1
October 17-20, 2008	62	29	6	3	*
October 10-13, 2008	65	25	7	3	*
October 3-6, 2008	69	23	5	3	*
September 26-29, 2008	70	22	5	3	*
September 19-22, 2008	56	27	12	5	*
September 5-8, 2008	44	33	16	7	*
August 29-31, 2008	41	34	13	11	1
August 15-18, 2008	39	36	15	10	*
August 8-11, 2008	39	35	16	10	*
August 1-4, 2008	47	34	11	8	0
July 25-28, 2008	46	32	10	12	*
July 18-21, 2008	45	33	13	9	*
July 11-14, 2008	44	33	12	10	1
June 27-30, 2008	49	31	12	7	1
June 13-16, 2008	42	33	14	11	*
May 9-12, 2008	45	31	13	11	*
May 2-5, 2008	43	31	15	10	1
April 18-21, 2008	41	35	13	10	1
April 4-7, 2008	39	37	12	12	*
March 28-31, 2008	42	36	14	8	*
March 20-24, 2008	45	33	13	9	*
February 29-March 3, 2008	38	35	15	11	1
February 15-18, 2008	37	36	11	16	8
February 1-4, 2008	40	37	14	8	1
January 18-21, 2008	42	31	16	11	*
January 11-14, 2008	36	32	15	16	1
November 2-5, 2007	27	37	16	19	1
October 19-22, 2007	25	34	20	21	*
August 10-13, 2007	28	36	18	18	*
Mid-November, 2006	31	40	17	11	1
December, 2005	35	35	18	11	1
Early November, 2005	35	39	17	9	*
Mid-May, 2005	30	39	19	11	1
January, 2005	35	41	17	7	*
Mid-October, 2004	30	43	16	10	1
Early September, 2004	39	34	15	11	1
Mid-January, 2004	37	41	15	7	*
December, 2003	35	38	14	11	2
November, 2003	40	34	15	10	1
October, 2003	32	39	16	12	1
September, 2003	39	30	18	12	1
March, 2003	40	35	16	8	1
February, 2003	42	33	15	10	*
January, 2003	40	35	13	11	1
December, 2002	38	34	17	10	1
February, 2002	35	40	15	9	1
January, 2002	30	44	16	9	1

**Q.3 CONTINUED...**

	<u>Very closely</u>	<u>Fairly closely</u>	<u>Not too closely</u>	<u>Not at all closely</u>	<u>DK/ Refused</u>
December, 2001	37	40	13	8	2
Mid-November, 2001	41	36	15	7	1
June, 2001	24	41	18	16	1
May, 2001	34	36	15	15	0
April, 2001	36	34	16	13	1
February, 2001	30	39	18	12	1
January, 2001	32	38	17	11	2
June, 1995	26	41	22	11	*
March, 1995	27	45	19	9	*
February, 1995	23	41	22	13	1
December, 1994	28	43	20	9	*
October, 1994	27	40	20	12	1
June, 1994	25	42	23	10	*
May, 1994	33	40	16	10	1
January, 1994	34	39	16	10	1
Early January, 1994	36	44	13	7	*
December, 1993	35	41	15	8	1
October, 1993	33	38	20	9	*
September, 1993	37	40	14	8	1
Early September, 1993	39	39	14	9	*
August, 1993	41	36	14	9	*
May, 1993	37	38	18	6	1
February, 1993	49	36	10	5	*
January, 1993	42	39	12	7	*
September, 1992	43	37	13	6	1
May, 1992	39	39	15	6	1
March, 1992	47	38	11	4	*
February, 1992	47	37	10	6	*
January, 1992	44	40	11	5	*
October, 1991	36	38	16	9	1
f. News about Tiger Woods' car accident					
December 4-7, 2009	19	27	26	26	1
<b>TREND FOR COMPARISON:</b>					
February 27-March 2, 2009: <i>News that Tiger Woods is returning to golf after recovering from knee surgery</i>	11	17	27	45	*
June 20-23, 2008: <i>News that Tiger Woods will be having knee surgery following his victory in the U.S. Open</i>	15	24	27	33	1

Q.4 Which ONE of the stories I just mentioned have you followed most closely, or is there another story you've been following MORE closely? **[DO NOT READ LIST. ACCEPT ONLY ONE RESPONSE.]**

29	Debate over health care reform
20	President Obama's decision to send more U.S. troops to Afghanistan
15	Reports about the condition of the U.S. economy
10	News about Tiger Woods' car accident
7	Four police officers killed in Washington State
4	News about a couple who attended a state dinner at the White House without an invitation
4	Some other story (VOL.)
10	Don't know/Refused (VOL.)

**IF DON'T KNOW/REFUSED IN Q.4, SKIP Q.5 [N=923]:**

Q.5 Of all the stories I just mentioned, which of them, if any, received TOO MUCH coverage? **[DO NOT READ; DISPLAY PRE-CODES; ACCEPT UP TO THREE RESPONSES BUT DO NOT PROBE FOR MORE THAN ONE. RECORD EACH RESPONSE ON SEPARATE SCREEN.]**

69	News about Tiger Woods' car accident
44	News about a couple who attended a state dinner at the White House without an invitation
9	Debate over health care reform
7	President Obama's decision to send more U.S. troops to Afghanistan
4	Four police officers killed in Washington State
4	Reports about the condition of the U.S. economy
7	None/Some other story (VOL.)
7	Don't know/Refused (VOL.)

*Figures add to more than 100% because of multiple responses.*

**IF Q.1a=1-3 (followed Obama's decision very/somewhat/not too closely), ASK:**

Q.6 Did you watch President Obama's speech on Tuesday about Afghanistan, or did you just hear or see reports about it on the news? **[IF WATCHED SPEECH, ASK]:** Did you watch the speech on television or on the internet?

**BASED ON TOTAL:**

32	Watched on television
3	Watched on internet
1	Watched both (VOL.)
2	Listened on the radio/satellite radio (VOL.)
*	Other (VOL.)
39	Just heard or saw reports about the speech
14	Did not watch, hear speech or news about Afghanistan decision (VOL.)
1	Don't know/Refused (VOL.)
9	<i>Heard nothing about Obama's decision to send more U.S. troops to Afghanistan</i>

On another topic...

Q.7 Are you hearing mostly good news about the economy these days, mostly bad news about the economy or a mix of both good and bad news?

	<u>Hearing mostly good news</u>	<u>Hearing mostly bad news</u>	<u>A mix of good and bad news</u>	<u>DK/ Refused</u>
December 4-7, 2009	7	33	59	1
October 30-November 2, 2009	5	31	62	2
October 9-12, 2009	6	27	66	1
September 3-6, 2009	5	27	68	1
August 7-10, 2009	11	29	59	1
July 2-5, 2009	3	41	56	*
June 12-15, 2009	4	37	59	*
May 8-11, 2009	4	31	64	1
April 9-13, 2009	4	39	56	1
March 13-16, 2009	2	51	46	1
February 13-16, 2009	2	60	37	1
January 16-19, 2009	2	67	30	1
December 5-8, 2008	1	80	19	*

Q.8 Thinking now about the issue of health care, from what you've seen and heard, do you think a health care reform bill will pass over the next year or not?

	<u>Yes, will</u>	<u>No, will not</u>	<u>DK/ Refused</u>
December 4-7, 2009	52	35	14
November 20-23, 2009	52	37	11
November 13-16, 2009	49	37	14
November 6-9, 2009	48	40	11
October 30-November 2, 2009	47	39	14
October 23-26, 2009	53	40	7
October 16-19, 2009	57	38	5
October 9-12, 2009	45	46	9

Q.9 How much if anything, have you heard about each of the following? Have you heard a lot, a little or nothing at all? **[READ AND RANDOMIZE]**

		<b>(VOL.)</b>			
		<u>A lot</u>	<u>A little</u>	<u>Nothing at all</u>	<u>Don't know</u>
a.	The upcoming international meeting to discuss climate change in Copenhagen	19	41	40	1
b.	The White House job summit that took place Thursday	11	41	46	1
c.	The disclosure of private emails between prominent climate scientists about global warming data	17	35	47	1
d.	Comcast's plan to buy NBC Universal	11	38	49	1