



FOR IMMEDIATE RELEASE:  
 Wednesday, September 3, 2008

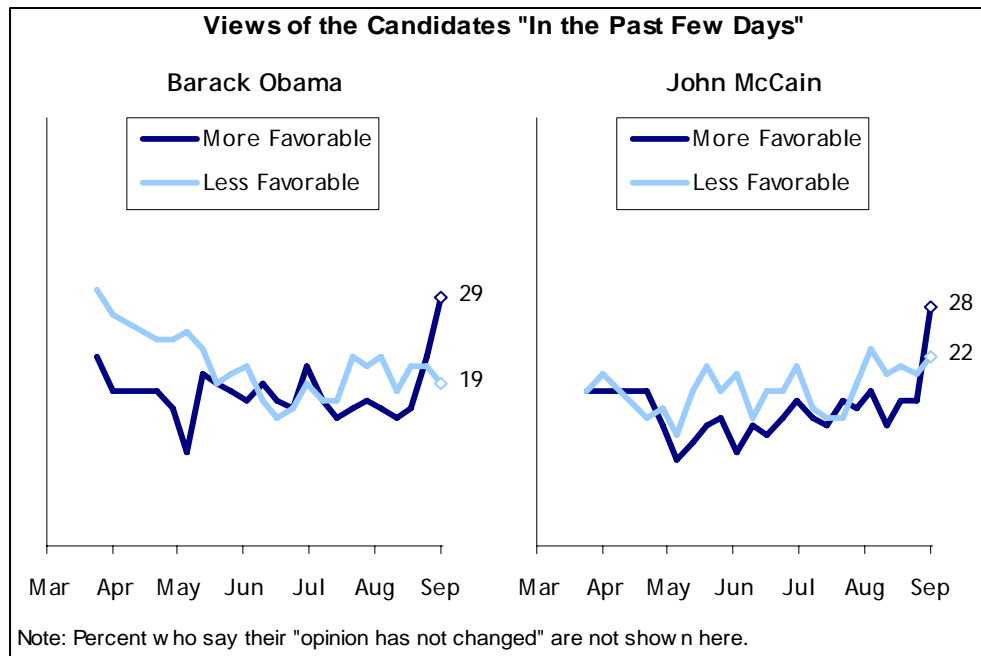
FOR FURTHER INFORMATION:  
 Andrew Kohut, Director  
 Kim Parker, Senior Researcher

**High Marks for Obama's Speech**  
**AFTER BUSY WEEK, VIEWS OF BOTH CANDIDATES IMPROVE**

Interest in the presidential election surged last week, with the public following campaign news more closely than at any point since the Super Tuesday primaries in February. As attention to the campaign has increased, the images of *both* Barack Obama and John McCain have improved in recent days.

In a survey conducted Aug. 29-31, 29% say their opinion of Obama has become more favorable in recent days, while 19% say their opinion of the Illinois senator has become less favorable; 50% say their opinion of Obama has not changed. This marks the first time since the question was first asked in March that significantly more people said their opinion of Obama had become more favorable, rather than less favorable, in the days before the survey.

The public also reacted favorably to John McCain this past week. As with Obama, significantly more people say their opinion of McCain has become more favorable, rather than less favorable, in recent days (28% vs. 22%); 47% say their opinion of the Arizona senator has not changed.



The survey, conducted just after the Democratic convention concluded and McCain named Alaska Gov. Sarah Palin as his vice presidential running mate, finds that interest in the campaign far surpassed interest in news about Hurricane Gustav as it approached the Gulf Coast. More than four-in-ten Americans (44%) cited news about the presidential election as the story they followed most closely last week. By comparison, just 18% cited reports about the hurricane as their top story of the week.

The survey found that Palin’s selection registered strongly with the public: 56% said they heard a lot about “McCain’s choice of a vice presidential running mate.” However, about as many people (58%) said they heard a lot about Obama’s choice of a running mate – Delaware Sen. Joe Biden – a week earlier.

### Impressing the Base

Both Obama and McCain are now viewed much more favorably among members of their own parties than they were just a week ago. More than half of Democrats (54%) say they have come to have a more favorable opinion of Obama in recent days, up from 39% in the week prior to the convention. The opinions of Republicans and independents toward Obama have shifted only marginally over the past two weeks.

Notably, people who say they watched all or most of the Democratic convention – 22% of the public – are much more likely than others to say their impression of Obama has improved. Fully 61% of those who watched all or most of the convention – a group comprised mostly of Democrats – say their view of Obama has become more favorable recently. Far fewer of those who watched some of the convention – or little or none of it – say their opinion of Obama has become more favorable.

Similarly, 53% of Republicans say their opinion of McCain has become more favorable in recent days – up from 32% the previous week.

Views of Obama in Past Few Days					
	Aug 22-25		Aug 29-31		Change in % More
	More Fav %	Less Fav %	More Fav %	Less Fav %	
Total	22	21	29	19	+7
Republicans	6	37	9	38	+3
Independents	19	26	23	20	+4
Democrats	39	6	54	5	+15
<i>Watched convention</i>					
All or most	--	--	61	11	--
Some	--	--	35	15	--
Little/none	--	--	14	24	--
Views of McCain in Past Few Days					
	Aug 22-25		Aug 29-31		Change in % More
	More Fav %	Less Fav %	More Fav %	Less Fav %	
Total	17	20	28	22	+11
Republicans	32	4	53	8	+21
Independents	20	20	27	20	+7
Democrats	5	33	10	37	+5
Women	14	20	24	21	+10
Men	21	20	32	23	+11
<i>VP pick</i>					
Heard a lot	--	--	36	24	--
Heard a little	--	--	19	18	--
Heard nothing	--	--	15	25	--
Question: In the past few days, have you come to have a MORE favorable opinion of _____, a LESS favorable opinion, or hasn't your opinion of him changed lately?					

There are more modest increases in the proportions of Democrats and independents who say their view of McCain has become more favorable. Among those who heard a lot about McCain's vice presidential selection, 36% say their opinion of McCain has become more favorable while 24% say it has become less favorable.

### Watching the Convention

Nearly half of Americans (46%) say they watched all or most of the Democratic convention (22%) or some of it (24%). Somewhat more (54%) say they watched either just a little of the television coverage of the convention (25%) or none of it (29%).

For a plurality of those who watched at least a little (38%), Barack Obama's speech was the highlight of the Democratic convention; 16% volunteered Hillary Clinton's speech as the convention highlight, while 7% cited Bill Clinton's address.

A majority of Democrats (52%) – including 59% who favored Obama for their party's nomination – cited Obama's speech as the highlight of the convention. Even among those who favored Hillary Clinton for the nomination, slightly more viewed Obama's speech as the convention highlight than Clinton's speech (36% vs. 29%).

Democratic Convention Highlights	
	%
Barack Obama's speech	38
Hillary Clinton's speech	16
Bill Clinton's speech	7
Michelle Obama's speech	6
That it's over/the end	3
Joe Biden's speech	3
Ted Kennedy's speech	3
Seeing the Democrats unify behind Obama	1
The turnout/public attention	1
Seeing an African American nominated for president	1
Other	6
There was no highlight	16
Don't know/Refused	10

Open-ended question based on those who watched at least a little convention coverage. Figures add to more than 100% because multiple responses permitted.

As might be expected, many Republicans (28%) said there was no highlight in the opposing party's convention; another 16% declined to answer, while 8% said the fact the convention was over was its highlight. One-in-five Republicans cited Obama's speech as the convention highlight, while 12% mentioned Hillary Clinton's speech.

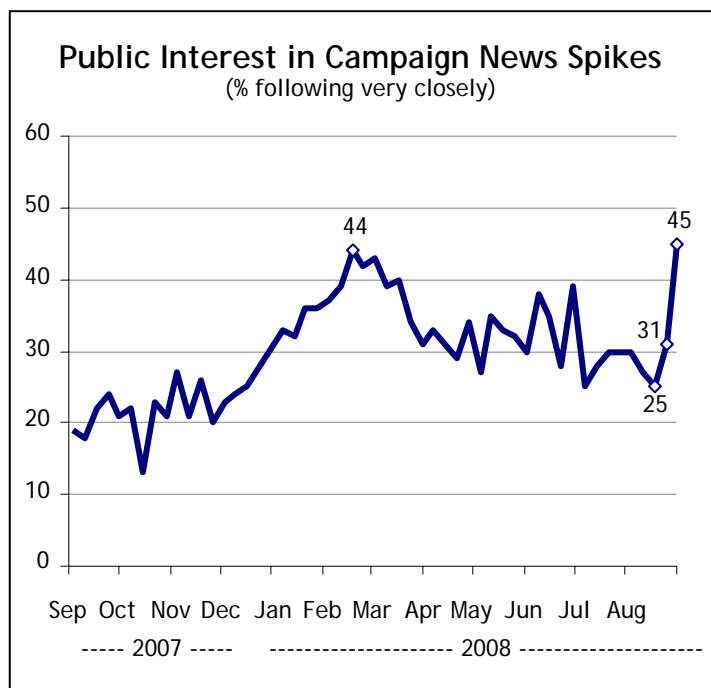
Among those able to rate Obama's speech, the reviews were overwhelmingly positive.<sup>1</sup> Nearly half (48%) rated the speech excellent and another 35% rated it good. Just 17% said the speech was either only fair (13%) or poor (4%). Nearly all Democrats who rated Obama's speech said it was either excellent (66%) or good (30%). Even among Republicans who rated the speech, the balance of opinion was decidedly positive (70% excellent/good vs. 30% fair/poor).

<sup>1</sup> Analysis based on the 62% of the public who offered a rating of the speech. The remaining 38% either did not watch any of the convention or didn't see the speech itself.

These findings are based on the most recent installment of the weekly *News Interest Index*, an ongoing project of the Pew Research Center for the People & the Press. The index, building on the Center’s longstanding research into public attentiveness to major news stories, examines news interest as it relates to the news media’s agenda. The weekly survey is conducted in conjunction with The Project for Excellence in Journalism’s *News Coverage Index*, which monitors the news reported by major newspaper, television, radio and online news outlets on an ongoing basis. In the most recent week, data relating to news coverage were collected from August 25-31 and survey data measuring public interest in the top news stories of the week were collected August 29-31 from a nationally representative sample of 1,010 adults.

### Increasing Campaign Interest

With the Democratic convention and McCain’s surprising choice for a vice presidential running mate, public interest in the campaign increased dramatically. Following the convention, fully 45% were paying very close attention to news about the campaign. This is up from just 31% who said they were tracking news about the candidates very closely a week before the convention. Some 44% named the campaign as their most closely followed story of the week – making it by far the public’s top news interest.



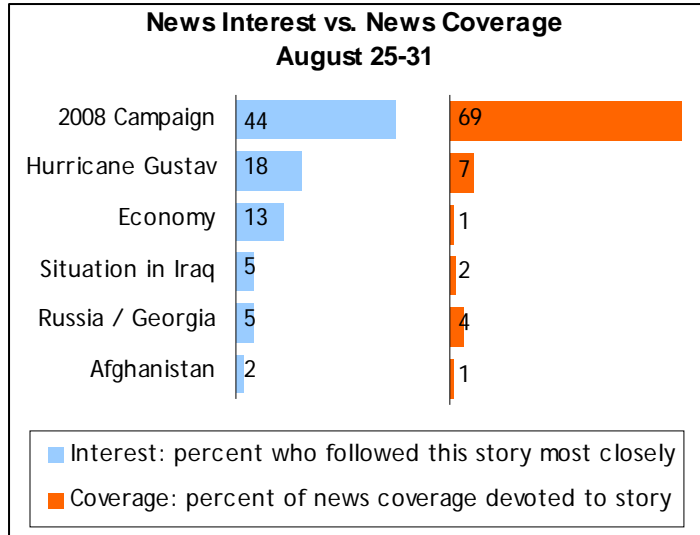
News about Hurricane Gustav was the top story of 18% of the public last week and 33% followed storm news very closely. Coverage of the hurricane, as it approached the Gulf Coast, accounted for 7% of the overall newshole for the week. By comparison 69% of the newshole focused on the campaign.

Economic news continued to register with the public last week, despite the attention and coverage given to Gustav and the campaign. Fully 41% said they followed news about the economy very closely and 13% named it their top story. Public attentiveness to economic news has been consistently high since the start of year, with close interest rarely dipping below 40%.

By contrast, public interest in the current situation and events in Iraq has waned to its lowest level since Pew began tracking the story in September of 2002; about one-in-five (22%)

followed news about Iraq very closely last week and only 5% named it their top story. Coverage of Iraq news was comparably modest filling just 2% of the newshole.

Public interest in the ongoing conflict between Russia and the Republic of Georgia fell for the second straight week: 22% followed the story very closely and 5% listed it as the single news story they followed more closely than any other.



In other international news, relatively few paid close attention to the military effort in Afghanistan: 18% followed reports on Afghanistan and the Taliban very closely while just 2% named it their top story.

## About the News Interest Index

The *News Interest Index* is a weekly survey conducted by the Pew Research Center for the People & the Press aimed at gauging the public's interest in and reaction to major news events.

This project has been undertaken in conjunction with the Project for Excellence in Journalism's *News Coverage Index*, an ongoing content analysis of the news. The News Coverage Index catalogues the news from top news organizations across five major sectors of the media: newspapers, network television, cable television, radio and the internet. Each week (from Sunday through Friday) PEJ will compile this data to identify the top stories for the week. The News Interest Index survey will collect data from Friday through Monday to gauge public interest in the most covered stories of the week.

Results for the weekly surveys are based on telephone interviews among a nationwide sample of approximately 1,000 adults, 18 years of age or older, conducted under the direction of ORC (Opinion Research Corporation). For results based on the total sample, one can say with 95% confidence that the error attributable to sampling is plus or minus 3.5 percentage points.

In addition to sampling error, one should bear in mind that question wording and practical difficulties in conducting surveys can introduce error or bias into the findings of opinion polls, and that results based on subgroups will have larger margins of error.

For more information about the Project for Excellence in Journalism's News Coverage Index, go to [www.journalism.org](http://www.journalism.org).

## About the Pew Research Center for the People & the Press

The Pew Research Center for the People & the Press is an independent opinion research group that studies attitudes toward the press, politics and public policy issues. We are sponsored by The Pew Charitable Trusts and are one of seven projects that make up the Pew Research Center, a nonpartisan "fact tank" that provides information on the issues, attitudes and trends shaping America and the world.

The Center's purpose is to serve as a forum for ideas on the media and public policy through public opinion research. In this role it serves as an important information resource for political leaders, journalists, scholars, and public interest organizations. All of our current survey results are made available free of charge.

All of the Center's research and reports are collaborative products based on the input and analysis of the entire Center staff consisting of:

Andrew Kohut, Director  
Scott Keeter, Director of Survey Research  
Carroll Doherty and Michael Dimock, Associate Directors  
Kim Parker, Senior Researcher  
Juliana Menasce Horowitz, Robert Suls, Shawn Neidorf, Leah Christian and Jocelyn Kiley, Research Associates  
Kathleen Holzward and Alec Tyson, Research Analysts  
James Albrightain, Research Assistant

**PEW RESEARCH CENTER FOR THE PEOPLE & THE PRESS**  
**AUGUST 29-31, 2008 NEWS INTEREST INDEX OMNIBUS SURVEY**  
**TOPLINE**  
**N=1,010**

Q.1 Apart from who you support, which presidential candidate have you heard the most about in the news in the last week or so? [OPEN-END. RECORD FIRST MENTION ONLY]

	<u>Barack Obama</u>	<u>John McCain</u>	<u>Other<sup>2</sup></u>	<u>Don't know/ Refused</u>
August 29-31, 2008	81	11	2	6=100
August 22-25, 2008	77	11	3	9=100
August 15-18, 2008	62	19	4	15=100
August 8-11, 2008	69	15	5	11=100
August 1-4, 2008	76	11	4	9=100
July 25-28, 2008	77	9	3	11=100
July 18-21, 2008	76	10	2	12=100
July 11-14, 2008	72	10	5	13=100
July 3-7, 2008	71	11	3	15=100
June 27-30, 2008	75	10	5	10=100
June 20-23, 2008	74	12	4	10=100
June 13-16, 2008	69	12	7	12=100
June 6-9, 2008	67	2	23	8=100
May 30-June 2, 2008	54	5	28	13=100
May 22-25, 2008	51	8	29	12=100
May 16-19, 2008	59	4	27	10=100
May 9-12, 2008	52	2	38	8=100
May 2-5, 2008	57	2	31	10=100
April 25-28, 2008	46	3	39	12=100
April 18-21, 2008	55	4	29	12=100
April 11-14, 2008	51	8	26	15=100
April 4-7, 2008	45	6	35	14=100
March 28-31, 2008	53	4	32	11=100
March 20-24, 2008	70	3	16	11=100
March 14-17, 2008	57	4	28	11=100
March 7-10, 2008	38	6	41	15=100

Q.2 Please think about each of the following presidential candidates [INSERT NAME. ROTATE]. In the past few days, have you come to have a MORE favorable opinion of (him/her), a LESS favorable opinion, or hasn't your opinion of (him/her) changed lately?

	<u>More Favorable</u>	<u>Less Favorable</u>	<u>Opinion has Not changed</u>	<u>Don't know</u>
a. Barack Obama	29	19	50	2=100
August 22-25, 2008	22	21	54	3=100
August 15-18, 2008	16	21	60	3=100
August 8-11, 2008	15	18	64	3=100
August 1-4, 2008	16	22	60	2=100
July 25-28, 2008	17	21	59	3=100
July 18-21, 2008	16	22	60	2=100
July 11-14, 2008	15	17	64	4=100
July 3-7, 2008	17	17	62	4=100
June 27-30, 2008	21	19	56	4=100
June 20-23, 2008	16	16	66	2=100

<sup>2</sup> Other includes responses for Hillary Clinton.

Q.2 CONTINUED...

	More <u>Favorable</u>	Less <u>Favorable</u>	Opinion has <u>Not change</u>	Don't <u>know</u>
June 13-16, 2008	17	15	64	4=100
June 6-9, 2008	19	17	61	3=100
May 30-June 2, 2008	17	21	58	4=100
May 22-25, 2008	18	20	60	2=100
May 16-19, 2008	19	19	59	3=100
May 9-12, 2008	20	23	55	2=100
May 2-5, 2008	11	25	59	5=100
April 25-28, 2008	16	24	58	2=100
April 18-21, 2008	18	24	54	4=100
March 28-31, 2008	18	27	52	3=100
March 20-24, 2008	22	30	46	2=100
b. John McCain	28	22	47	3=100
August 22-25, 2008	17	20	60	3=100
August 15-18, 2008	17	21	59	3=100
August 8-11, 2008	14	20	63	3=100
August 1-4, 2008	18	23	57	2=100
July 25-28, 2008	16	19	62	3=100
July 18-21, 2008	17	15	65	3=100
July 11-14, 2008	14	15	66	5=100
July 3-7, 2008	15	16	64	5=100
June 27-30, 2008	17	21	58	4=100
June 20-23, 2008	15	18	65	2=100
June 13-16, 2008	13	18	66	3=100
June 6-9, 2008	14	15	65	6=100
May 30-June 2, 2008	11	20	64	5=100
May 22-25, 2008	15	18	63	4=100
May 16-19, 2008	14	21	62	3=100
May 9-12, 2008	12	18	67	3=100
May 2-5, 2008	10	13	71	6=100
April 25-28, 2008	14	16	65	5=100
April 18-21, 2008	18	15	61	6=100
March 28-31, 2008	18	20	57	5=100
March 20-24, 2008	18	18	61	3=100

Q.3 As I read a list of some stories covered by news organizations this past week, please tell me if you happened to follow each news story very closely, fairly closely, not too closely, or not at all closely. First, [INSERT ITEM; RANDOMIZE ITEMS] [IF NECESSARY "Did you follow [ITEM] very closely, fairly closely, not too closely or not at all closely?"]

	Very <u>Closely</u>	Fairly <u>Closely</u>	Not too <u>Closely</u>	Not at all <u>Closely</u>	DK/ <u>Refused</u>
a. Hurricane Gustav	33	30	23	14	*=100
<b>TREND FOR COMPARISON:</b>					
July 25-28, 2008: <i>Dolly (Texas coast)</i>	19	29	29	23	*=100
November 2-5, 2007: <i>Noel (Bahamas and Cuba)</i>	11	22	31	35	1=100
September 7-10, 2007: <i>Felix and Henriette (Mexico and Central America)</i>	14	29	29	27	1=100
August 24-27, 2007: <i>Dean (Mexico and Caribbean)</i>	18	39	24	18	1=100
November, 2005: <i>Wilma (Mexico and Florida)</i>	34	37	21	8	*=100



Q.3 CONTINUED...

	<u>Very Closely</u>	<u>Fairly Closely</u>	<u>Not too Closely</u>	<u>Not at all Closely</u>	<u>DK/ Refused</u>
September, 2005: <i>Katrina (New Orleans and Gulf Coast)</i>	70	21	7	2	*=100
July, 2005: <i>Recent hurricanes (Gulf coast)</i>	38	37	17	8	*=100
September, 2003: <i>Isabel</i>	47	28	15	10	*=100
Early October, 2002: <i>Recent hurricanes (Gulf of Mexico and Louisiana)</i>	38	34	18	10	*=100
b. Reports about the condition of the U.S. economy	<b>41</b>	<b>34</b>	<b>13</b>	<b>11</b>	<b>1=100</b>
<b>August 15-18, 2008</b>	<b>39</b>	<b>36</b>	<b>15</b>	<b>10</b>	<b>*=100</b>
<b>August 8-11, 2008</b>	<b>39</b>	<b>35</b>	<b>16</b>	<b>10</b>	<b>*=100</b>
<b>August 1-4, 2008</b>	<b>47</b>	<b>34</b>	<b>11</b>	<b>8</b>	<b>0=100</b>
<b>July 25-28, 2008</b>	<b>46</b>	<b>32</b>	<b>10</b>	<b>12</b>	<b>*=100</b>
<b>July 18-21, 2008</b>	<b>45</b>	<b>33</b>	<b>13</b>	<b>9</b>	<b>*=100</b>
<b>July 11-14, 2008</b>	<b>44</b>	<b>33</b>	<b>12</b>	<b>10</b>	<b>1=100</b>
<b>June 27-30, 2008</b>	<b>49</b>	<b>31</b>	<b>12</b>	<b>7</b>	<b>1=100</b>
<b>June 13-16, 2008</b>	<b>42</b>	<b>33</b>	<b>14</b>	<b>11</b>	<b>*=100</b>
<b>May 9-12, 2008</b>	<b>45</b>	<b>31</b>	<b>13</b>	<b>11</b>	<b>*=100</b>
<b>May 2-5, 2008</b>	<b>43</b>	<b>31</b>	<b>15</b>	<b>10</b>	<b>1=100</b>
<b>April 18-21, 2008</b>	<b>41</b>	<b>35</b>	<b>13</b>	<b>10</b>	<b>1=100</b>
<b>April 4-7, 2008</b>	<b>39</b>	<b>37</b>	<b>12</b>	<b>12</b>	<b>*=100</b>
<b>March 28-31, 2008</b>	<b>42</b>	<b>36</b>	<b>14</b>	<b>8</b>	<b>*=100</b>
<b>March 20-24, 2008</b>	<b>45</b>	<b>33</b>	<b>13</b>	<b>9</b>	<b>*=100</b>
<b>February 29-March 3, 2008</b>	<b>38</b>	<b>35</b>	<b>15</b>	<b>11</b>	<b>1=100</b>
<b>February 15-18, 2008</b>	<b>37</b>	<b>36</b>	<b>11</b>	<b>16</b>	<b>8=100</b>
<b>February 1-4, 2008</b>	<b>40</b>	<b>37</b>	<b>14</b>	<b>8</b>	<b>1=100</b>
<b>January 18-21, 2008</b>	<b>42</b>	<b>31</b>	<b>16</b>	<b>11</b>	<b>*=100</b>
<b>January 11-14, 2008</b>	<b>36</b>	<b>32</b>	<b>15</b>	<b>16</b>	<b>1=100</b>
<b>November 2-5, 2007</b>	<b>27</b>	<b>37</b>	<b>16</b>	<b>19</b>	<b>1=100</b>
<b>October 19-22, 2007</b>	<b>25</b>	<b>34</b>	<b>20</b>	<b>21</b>	<b>*=100</b>
<b>August 10-13, 2007</b>	<b>28</b>	<b>36</b>	<b>18</b>	<b>18</b>	<b>*=100</b>
Mid-November, 2006	31	40	17	11	1=100
December, 2005	35	35	18	11	1=100
Early November, 2005	35	39	17	9	*=100
Mid-May, 2005	30	39	19	11	1=100
January, 2005	35	41	17	7	*=100
Mid-October, 2004	30	43	16	10	1=100
Early September, 2004	39	34	15	11	1=100
Mid-January, 2004	37	41	15	7	*=100
December, 2003	35	38	14	11	2=100
November, 2003	40	34	15	10	1=100
October, 2003	32	39	16	12	1=100
September, 2003	39	30	18	12	1=100
March, 2003	40	35	16	8	1=100
February, 2003	42	33	15	10	*=100
January, 2003	40	35	13	11	1=100
December, 2002	38	34	17	10	1=100
February, 2002	35	40	15	9	1=100
January, 2002	30	44	16	9	1=100
December, 2001	37	40	13	8	2=100
Mid-November, 2001	41	36	15	7	1=100
June, 2001	24	41	18	16	1=100

**Q.3 CONTINUED...**

	<u>Very Closely</u>	<u>Fairly Closely</u>	<u>Not too Closely</u>	<u>Not at all Closely</u>	<u>DK/ Refused</u>
May, 2001	34	36	15	15	0=100
April, 2001	36	34	16	13	1=100
February, 2001	30	39	18	12	1=100
January, 2001	32	38	17	11	2=100
June, 1995	26	41	22	11	*=100
March, 1995	27	45	19	9	*=100
February, 1995	23	41	22	13	1=100
December, 1994	28	43	20	9	*=100
October, 1994	27	40	20	12	1=100
June, 1994	25	42	23	10	*=100
May, 1994	33	40	16	10	1=100
January, 1994	34	39	16	10	1=100
Early January, 1994	36	44	13	7	*=100
December, 1993	35	41	15	8	1=100
October, 1993	33	38	20	9	*=100
September, 1993	37	40	14	8	1=100
Early September, 1993	39	39	14	9	*=100
August, 1993	41	36	14	9	*=100
May, 1993	37	38	18	6	1=100
February, 1993	49	36	10	5	*=100
January, 1993	42	39	12	7	*=100
September, 1992	43	37	13	6	1=100
May, 1992	39	39	15	6	1=100
March, 1992	47	38	11	4	*=100
February, 1992	47	37	10	6	*=100
January, 1992	44	40	11	5	*=100
October, 1991	36	38	16	9	1=100
<b>c. The current situation and events in Iraq</b>	<b>22</b>	<b>32</b>	<b>29</b>	<b>16</b>	<b>1=100</b>
<b>August 22-25, 2008</b>	<b>26</b>	<b>31</b>	<b>27</b>	<b>15</b>	<b>1=100</b>
<b>August 1-4, 2008</b>	<b>27</b>	<b>40</b>	<b>23</b>	<b>10</b>	<b>*=100</b>
<b>July 25-28, 2008</b>	<b>28</b>	<b>33</b>	<b>22</b>	<b>17</b>	<b>*=100</b>
<b>July 18-21, 2008</b>	<b>33</b>	<b>35</b>	<b>20</b>	<b>12</b>	<b>*=100</b>
<b>July 11-14, 2008</b>	<b>24</b>	<b>35</b>	<b>24</b>	<b>16</b>	<b>1=100</b>
<b>July 3-7, 2008</b>	<b>25</b>	<b>35</b>	<b>25</b>	<b>15</b>	<b>*=100</b>
<b>June 20-23, 2008</b>	<b>25</b>	<b>36</b>	<b>24</b>	<b>15</b>	<b>*=100</b>
<b>May 9-12, 2008</b>	<b>29</b>	<b>35</b>	<b>21</b>	<b>14</b>	<b>1=100</b>
<b>May 2-5, 2008</b>	<b>26</b>	<b>35</b>	<b>25</b>	<b>13</b>	<b>1=100</b>
<b>April 25-28, 2008</b>	<b>29</b>	<b>35</b>	<b>23</b>	<b>12</b>	<b>1=100</b>
<b>April 18-21, 2008</b>	<b>29</b>	<b>39</b>	<b>20</b>	<b>11</b>	<b>1=100</b>
<b>April 11-14, 2008</b>	<b>25</b>	<b>39</b>	<b>20</b>	<b>15</b>	<b>1=100</b>
<b>April 4-7, 2008</b>	<b>25</b>	<b>37</b>	<b>23</b>	<b>15</b>	<b>*=100</b>
<b>March 28-31, 2008</b>	<b>29</b>	<b>40</b>	<b>19</b>	<b>11</b>	<b>1=100</b>
<b>March 20-24, 2008</b>	<b>30</b>	<b>38</b>	<b>19</b>	<b>13</b>	<b>*=100</b>
<b>March 14-17, 2008</b>	<b>29</b>	<b>38</b>	<b>23</b>	<b>10</b>	<b>*=100</b>
<b>March 7-10, 2008</b>	<b>28</b>	<b>39</b>	<b>18</b>	<b>15</b>	<b>*=100</b>
<b>February 29-March 3, 2008</b>	<b>28</b>	<b>40</b>	<b>19</b>	<b>13</b>	<b>*=100</b>
<b>February 8-11, 2008</b>	<b>24</b>	<b>35</b>	<b>25</b>	<b>16</b>	<b>*=100</b>
<b>February 1-4, 2008</b>	<b>28</b>	<b>39</b>	<b>22</b>	<b>11</b>	<b>*=100</b>
<b>January 25-28, 2008</b>	<b>23</b>	<b>35</b>	<b>26</b>	<b>16</b>	<b>*=100</b>
<b>January 18-21, 2008</b>	<b>31</b>	<b>33</b>	<b>20</b>	<b>15</b>	<b>1=100</b>
<b>January 11-14, 2008</b>	<b>25</b>	<b>38</b>	<b>21</b>	<b>16</b>	<b>*=100</b>
<b>January 4-7, 2008</b>	<b>27</b>	<b>38</b>	<b>20</b>	<b>15</b>	<b>*=100</b>

Q.3 CONTINUED...

	Very <u>Closely</u>	Fairly <u>Closely</u>	Not too <u>Closely</u>	Not at all <u>Closely</u>	DK/ <u>Refused</u>
December 14-17, 2007	26	32	24	18	*=100
December 7-10, 2007	28	37	21	14	*=100
November 23-26, 2007	25	37	21	16	1=100
November 16-19, 2007	31	37	19	12	1=100
November 9-12, 2007	29	38	19	13	1=100
November 2-5, 2007	31	35	18	15	1=100
October 26-29, 2007	28	37	21	13	1=100
October 19-22, 2007	28	37	20	15	*=100
October 12-15, 2007	26	36	18	19	1=100
October 5-8, 2007	29	33	22	16	*=100
September 28 – October 1, 2007	30	41	18	11	*=100
September 21-24, 2007	32	38	17	13	*=100
September 14-17, 2007	31	36	18	15	0=100
September 7-10, 2007	32	34	20	14	*=100
August 30 – September 2, 2007	31	34	18	16	1=100
August 24-27, 2007	34	36	18	12	*=100
August 17-20, 2007	33	34	18	15	*=100
August 10-13, 2007	36	37	14	13	*=100
August 3-6, 2007	29	40	19	12	*=100
July 27-30, 2007	28	36	19	16	1=100
July 20-23, 2007	28	34	21	16	1=100
July 13-16, 2007	25	41	17	16	1=100
July 6-9, 2007	36	34	18	12	*=100
June 29-July 2, 2007	32	35	19	13	1=100
June 22-25, 2007	30	36	18	15	1=100
June 15-18, 2007	30	37	20	13	*=100
June 8-11, 2007	32	38	15	14	1=100
June 1-4, 2007	30	36	20	13	1=100
May 24-27, 2007	33	36	18	12	1=100
May 18-21, 2007	36	34	15	14	1=100
May 11-14, 2007	30	34	18	17	1=100
May 4-7, 2007	38	37	15	10	*=100
April 27-30, 2007	27	35	21	16	1=100
April 20-23, 2007	28	35	22	15	*=100
April 12-16, 2007	34	33	20	13	*=100
April 5-9, 2007	33	39	16	11	1=100
March 30-April 2, 2007	34	37	16	13	*=100
March 23-March 26, 2007 <sup>3</sup>	31	38	18	12	1=100
March 16-19, 2007	34	34	17	15	*=100
March 9-12, 2007	34	37	16	13	*=100
March 2-5, 2007	37	37	16	9	1=100
February 23-26, 2007	36	36	15	13	*=100
February 16-19, 2007	30	36	19	14	1=100
February 9-12, 2007	37	34	18	11	*=100
February 2-5, 2007	38	38	17	7	*=100
January 26-29, 2007	36	38	15	11	*=100
January 19-22, 2007	37	34	18	10	1=100
January 12-15, 2007	38	36	17	8	1=100
January, 2007	46	40	8	5	1=100
January 5-8, 2007	40	32	16	12	0=100
December, 2006	42	39	12	7	*=100

<sup>3</sup> From May, 2003 to March 23-26, 2007, the story was listed as “News about the current situation in Iraq.”

**Q.3 CONTINUED...**

	Very <u>Closely</u>	Fairly <u>Closely</u>	Not too <u>Closely</u>	Not at all <u>Closely</u>	DK/ <u>Refused</u>
<b>November 30-December 3, 2006</b>	<b>40</b>	<b>36</b>	<b>13</b>	<b>11</b>	<b>*=100</b>
Mid-November, 2006	44	38	12	6	*=100
September, 2006	33	43	14	8	2=100
August, 2006	41	39	12	7	1=100
June, 2006	37	43	13	6	1=100
May, 2006	42	35	15	7	1=100
April, 2006	43	36	13	7	1=100
March, 2006	43	38	12	6	1=100
February, 2006	39	42	12	6	1=100
January, 2006	40	40	12	7	1=100
December, 2005	45	38	11	5	1=100
Early November, 2005	41	40	13	6	*=100
Early October, 2005	43	36	15	6	*=100
Early September, 2005	32	40	20	7	1=100
July, 2005	43	37	13	6	1=100
Mid-May, 2005	42	42	11	5	*=100
Mid-March, 2005	40	39	14	5	2=100
February, 2005	38	45	13	4	*=100
January, 2005	48	37	11	4	*=100
December, 2004	34	44	15	6	1=100
Mid-October, 2004	42	38	11	8	1=100
Early September, 2004	47	37	9	6	1=100
August, 2004	39	42	12	6	1=100
July, 2004	43	40	11	6	*=100
June, 2004	39	42	12	6	1=100
April, 2004	54	33	8	5	*=100
Mid-March, 2004	47	36	12	4	1=100
Early February, 2004	47	38	10	4	1=100
Mid-January, 2004	48	39	9	4	*=100
December, 2003	44	38	11	6	1=100
November, 2003	52	33	9	5	1=100
September, 2003	50	33	10	6	1=100
Mid-August, 2003	45	39	10	5	1=100
Early July, 2003	37	41	13	8	1=100
June, 2003	46	35	13	6	*=100
May, 2003	63	29	6	2	*=100
April 11-16, 2003 <sup>4</sup>	47	40	10	2	1=100
April 2-7, 2003	54	34	9	2	1=100
March 20-24, 2003	57	33	7	2	1=100
March 13-16, 2003 <sup>5</sup>	62	27	6	4	1=100
February, 2003	62	25	8	4	1=100
January, 2003	55	29	10	4	2=100
December, 2002	51	32	10	6	1=100
Late October, 2002	53	33	8	5	1=100
Early October, 2002	60	28	6	5	1=100
Early September, 2002 <sup>6</sup>	48	29	15	6	2=100

<sup>4</sup> From March 20-24, 2003 to April 11-16, 2003, the story was listed as “News about the war in Iraq.”

<sup>5</sup> From Early October, 2002, to March 13-16, 2003, the story was listed as “Debate over the possibility that the U.S. will take military action in Iraq.”

<sup>6</sup> In Early September, 2002, the story was listed as “Debate over the possibility that the U.S. will invade Iraq.”

**Q.3 CONTINUED...**

	<u>Very Closely</u>	<u>Fairly Closely</u>	<u>Not too Closely</u>	<u>Not at all Closely</u>	<u>DK/ Refused</u>
d. The military effort in Afghanistan against Taliban fighters	<b>18</b>	<b>27</b>	<b>32</b>	<b>23</b>	<b>*=100</b>
<b>July 18-21, 2008</b>	<b>27</b>	<b>33</b>	<b>24</b>	<b>16</b>	<b>*=100</b>
<b>July 11-14, 2008</b>	<b>19</b>	<b>28</b>	<b>29</b>	<b>23</b>	<b>1=100</b>
<b>July 3-7, 2008</b>	<b>19</b>	<b>28</b>	<b>32</b>	<b>21</b>	<b>*=100</b>
<b>June 20-23, 2008</b>	<b>20</b>	<b>30</b>	<b>30</b>	<b>20</b>	<b>*=100</b>
<b>TREND FOR COMPARISON:</b>					
Late July, 2002 <sup>7</sup>	41	38	13	7	1=100
June, 2002	38	32	20	9	1=100
April, 2002	39	39	13	8	1=100
Early April, 2002	45	37	12	5	1=100
February, 2002	47	39	8	5	1=100
January, 2002	51	35	9	4	1=100
December, 2001	44	38	12	5	1=100
Mid-November, 2001	49	36	11	3	1=100
Early November, 2001	45	36	12	6	1=100
Mid-October, 2001	51	35	10	3	1=100
e. The ongoing hostilities between Russia and the Republic of Georgia	<b>22</b>	<b>31</b>	<b>26</b>	<b>20</b>	<b>1=100</b>
<b>August 22-25, 2008</b>	<b>27</b>	<b>39</b>	<b>22</b>	<b>12</b>	<b>*=100</b>
<b>August 15-18, 2008</b>	<b>35</b>	<b>35</b>	<b>15</b>	<b>15</b>	<b>*=100</b>
<b>August 8-11, 2008<sup>8</sup></b>	<b>17</b>	<b>22</b>	<b>23</b>	<b>37</b>	<b>1=100</b>
<b>TREND FOR COMPARISON:<sup>9</sup></b>					
June, 2002: <i>Tensions between India-Pakistan</i>	<b>24</b>	<b>33</b>	<b>24</b>	<b>18</b>	<b>1=100</b>
Jan., 2000: <i>Russian military in Chechnya</i>	<b>10</b>	<b>25</b>	<b>30</b>	<b>34</b>	<b>1=100</b>
Dec., 1999: <i>Russian military in Chechnya</i>	<b>11</b>	<b>22</b>	<b>31</b>	<b>34</b>	<b>2=100</b>
February, 1995: <i>Russia's fighting in Chechnya</i>	<b>10</b>	<b>27</b>	<b>27</b>	<b>35</b>	<b>1=100</b>
May, 1993: <i>Civil war in Bosnia</i>	<b>23</b>	<b>34</b>	<b>28</b>	<b>13</b>	<b>2=100</b>
January, 1992: <i>Civil war in Soviet Georgia</i>	<b>11</b>	<b>35</b>	<b>33</b>	<b>20</b>	<b>1=100</b>
f. News about candidates for the 2008 presidential election	<b>45</b>	<b>32</b>	<b>15</b>	<b>8</b>	<b>*=100</b>
<b>August 22-25, 2008</b>	<b>31</b>	<b>36</b>	<b>22</b>	<b>11</b>	<b>*=100</b>
<b>August 15-18, 2008</b>	<b>25</b>	<b>41</b>	<b>19</b>	<b>14</b>	<b>1=100</b>
<b>August 8-11, 2008</b>	<b>27</b>	<b>38</b>	<b>22</b>	<b>13</b>	<b>*=100</b>
<b>August 1-4, 2008</b>	<b>30</b>	<b>42</b>	<b>19</b>	<b>9</b>	<b>*=100</b>
<b>July 25-28, 2008</b>	<b>30</b>	<b>34</b>	<b>21</b>	<b>15</b>	<b>*=100</b>
<b>July 18-21, 2008</b>	<b>30</b>	<b>35</b>	<b>21</b>	<b>14</b>	<b>*=100</b>
<b>July 11-14, 2008</b>	<b>28</b>	<b>34</b>	<b>22</b>	<b>15</b>	<b>1=100</b>
<b>July 3-7, 2008</b>	<b>25</b>	<b>35</b>	<b>23</b>	<b>17</b>	<b>*=100</b>
<b>June 27-30, 2008</b>	<b>39</b>	<b>33</b>	<b>18</b>	<b>10</b>	<b>*=100</b>
<b>June 20-23, 2008</b>	<b>28</b>	<b>38</b>	<b>22</b>	<b>12</b>	<b>*=100</b>
<b>June 13-16, 2008</b>	<b>35</b>	<b>35</b>	<b>20</b>	<b>10</b>	<b>*=100</b>
<b>June 6-9, 2008</b>	<b>38</b>	<b>35</b>	<b>17</b>	<b>10</b>	<b>*=100</b>
<b>May 30-June 2, 2008</b>	<b>30</b>	<b>35</b>	<b>21</b>	<b>14</b>	<b>*=100</b>

<sup>7</sup> From Mid-October, 2001 to Late July, 2002 the story was listed as "the U.S. military effort in Afghanistan."

<sup>8</sup> For August 8-11, 2008, the story was listed as "Russia sending troops into the Republic of Georgia."

<sup>9</sup> In December, 1999 and January, 2000 the story was listed as "The conflict between the Russian military and the rebels in Chechnya." In January, 1992 the story was listed as "The outbreak of civil war in the former Soviet Republic of Georgia."

Q.3 CONTINUED...

	Very <u>Closely</u>	Fairly <u>Closely</u>	Not too <u>Closely</u>	Not at all <u>Closely</u>	DK/ <u>Refused</u>
May 22-25, 2008	32	37	20	11	*=100
May 16-19, 2008	33	37	19	10	1=100
May 9-12, 2008	35	36	18	11	*=100
May 2-5, 2008	27	35	23	14	1=100
April 25-28, 2008	34	37	18	11	*=100
April 18-21, 2008	29	41	19	10	1=100
April 11-14, 2008	31	37	22	10	*=100
April 4-7, 2008	33	36	17	14	*=100
March 28-31, 2008	31	41	18	10	*=100
March 20-24, 2008	34	37	18	11	*=100
March 14-17, 2008	40	37	16	7	*=100
March 7-10, 2008	39	36	15	9	1=100
February 29-March 3, 2008	43	34	14	9	*=100
February 22-25, 2008	42	37	13	8	*=100
February 15-18, 2008	44	36	10	10	*=100
February 8-11, 2008	39	37	15	9	0=100
February 1-4, 2008	37	35	16	12	*=100
January 25-28, 2008	36	37	14	12	1=100
January 18-21, 2008	36	34	18	12	*=100
January 11-14, 2008 <sup>10</sup>	32	31	19	17	1=100
January 4-7, 2008	33	36	19	11	1=100
December 14-17, 2007	25	34	22	19	*=100
December 7-10, 2007	24	35	22	19	*=100
November 30 – December 3, 2007	23	35	23	19	*=100
November 23-26, 2007	20	33	26	20	1=100
November 16-19, 2007	26	33	21	19	1=100
November 9-12, 2007	21	33	25	21	*=100
November 2-5, 2007	27	30	21	21	1=100
October 26-29, 2007	21	34	26	19	*=100
October 19-22, 2007	23	32	22	23	*=100
October 12-15, 2007	13	31	26	30	*=100
October 5-8, 2007	22	30	24	24	*=100
September 28 – October 1, 2007	21	34	25	20	*=100
September 21-24, 2007	24	31	22	23	*=100
September 14-17, 2007	22	31	24	23	*=100
September 7-10, 2007	18	34	26	22	*=100
August 30-September 2, 2007	19	35	21	25	*=100
August 24-27, 2007	22	28	24	26	*=100
August 17-20, 2007	19	27	24	30	*=100
August 10-13, 2007	23	32	21	24	*=100
August 3-6, 2007	19	31	25	25	*=100
July 27-30, 2007	19	32	22	26	1=100
July 20-23, 2007	16	26	30	27	1=100
July 13-16, 2007	17	29	27	27	*=100
July 6-9, 2007	24	29	24	22	1=100
June 29-July 2, 2007	20	32	25	23	*=100
June 22-25, 2007	18	31	21	30	*=100
June 15-18, 2007	17	32	26	25	*=100
June 8-11, 2007	19	30	24	26	1=100
June 1-4, 2007	16	27	32	24	1=100
May 24-27, 2007	22	33	23	22	*=100

<sup>10</sup> January 11-14, 2008 asked about: “News about the New Hampshire primaries and the presidential campaign.”

**Q.3 CONTINUED...**

	Very <u>Closely</u>	Fairly <u>Closely</u>	Not too <u>Closely</u>	Not at all <u>Closely</u>	DK/ <u>Refused</u>
<b>May 18-21, 2007</b>	<b>18</b>	<b>31</b>	<b>24</b>	<b>27</b>	<b>*=100</b>
<b>May 11-14, 2007</b>	<b>18</b>	<b>30</b>	<b>23</b>	<b>28</b>	<b>1=100</b>
<b>May 4-7, 2007</b>	<b>23</b>	<b>34</b>	<b>21</b>	<b>21</b>	<b>1=100</b>
<b>April 27-30, 2007</b>	<b>14</b>	<b>30</b>	<b>29</b>	<b>26</b>	<b>1=100</b>
<b>April 20-23, 2007</b>	<b>18</b>	<b>28</b>	<b>27</b>	<b>27</b>	<b>*=100</b>
<b>April 12-16, 2007</b>	<b>18</b>	<b>28</b>	<b>27</b>	<b>27</b>	<b>*=100</b>
<b>April 5-9, 2007</b>	<b>25</b>	<b>30</b>	<b>26</b>	<b>19</b>	<b>*=100</b>
<b>March 30-April 2, 2007</b>	<b>20</b>	<b>29</b>	<b>27</b>	<b>23</b>	<b>1=100</b>
<b>March 23-26, 2007</b>	<b>20</b>	<b>32</b>	<b>22</b>	<b>26</b>	<b>*=100</b>
<b>March 16-19, 2007</b>	<b>15</b>	<b>28</b>	<b>29</b>	<b>27</b>	<b>1=100</b>
<b>March 9-12, 2007</b>	<b>24</b>	<b>30</b>	<b>23</b>	<b>23</b>	<b>*=100</b>
<b>March 2-5, 2007</b>	<b>19</b>	<b>31</b>	<b>26</b>	<b>23</b>	<b>1=100</b>
<b>February 23-26, 2007</b>	<b>22</b>	<b>33</b>	<b>24</b>	<b>21</b>	<b>*=100</b>
<b>February 16-19, 2007</b>	<b>18</b>	<b>32</b>	<b>22</b>	<b>27</b>	<b>1=100</b>
<b>February 9-12, 2007</b>	<b>24</b>	<b>30</b>	<b>24</b>	<b>21</b>	<b>1=100</b>
<b>February 2-5, 2007</b>	<b>24</b>	<b>36</b>	<b>22</b>	<b>18</b>	<b>*=100</b>
<b>January 26-29, 2007</b>	<b>24</b>	<b>33</b>	<b>23</b>	<b>20</b>	<b>*=100</b>
<b>January 19-22, 2007<sup>11</sup></b>	<b>24</b>	<b>27</b>	<b>22</b>	<b>26</b>	<b>1=100</b>
<b>2004 Presidential Election</b>					
November, 2004 (RVs)	52	36	8	4	*=100
Mid-October, 2004	46	30	12	11	1=100
August, 2004	32	38	16	14	*=100
July, 2004	29	37	18	15	1=100
April, 2004	31	33	19	16	1=100
Mid-March, 2004	35	34	18	13	*=100
Late February, 2004	24	40	23	12	1=100
Early February, 2004 <sup>12</sup>	29	37	20	13	1=100
Mid-January, 2004	16	30	27	26	1=100
Early January, 2004	14	32	30	23	1=100
December, 2003	16	26	27	30	1=100
November, 2003	11	26	34	28	1=100
October, 2003	12	27	28	32	1=100
September, 2003	17	25	30	27	1=100
Mid-August, 2003	12	27	27	33	1=100
May, 2003	8	19	31	41	1=100
January, 2003	14	28	29	28	1=100
<b>2000 Presidential Election</b>					
Early November, 2000 (RVs)	39	44	12	5	*=100
Mid-October, 2000 (RVs)	40	37	15	8	*=100
Early October, 2000 (RVs)	42	36	15	6	1=100
September, 2000	22	42	21	15	*=100
July, 2000	21	38	20	20	1=100
June, 2000	23	32	23	21	1=100

<sup>11</sup> January 19-22, 2007 asked about: "Recent announcements by prominent Democrats about plans to run for president in 2008."

<sup>12</sup> From May 2003 to Early February 2004 and in March 1992, the story was listed as "The race for the Democratic nomination." In January 2003, the story was listed as "Recent announcements by prominent Democrats about plans to run for president in 2004." In September 2000, Early September and July 1996, and May 1992, the question asked about "the presidential election campaign." In January, March and April 1996, the story was listed as "News about the Republican presidential candidates." In August 1992, the story was listed as "News about the presidential election." In July 1992, the story was listed as "News about the presidential campaign." In January 1992, the story was listed as "News about the Democratic candidates for the presidential nomination." In 1988, the story was introduced as being from "this past year" and was listed as "News about the presidential campaign in 1988."

**Q.3 CONTINUED...**

	Very <u>Closely</u>	Fairly <u>Closely</u>	Not too <u>Closely</u>	Not at all <u>Closely</u>	DK/ <u>Refused</u>
May, 2000	18	33	26	23	*=100
April, 2000	18	39	22	20	1=100
March, 2000	26	41	19	13	1=100
February, 2000	26	36	21	17	*=100
January, 2000	19	34	28	18	1=100
December, 1999	16	36	24	23	1=100
October, 1999	17	32	28	22	1=100
September, 1999	15	31	33	20	1=100
July, 1999	15	38	24	22	1=100
June, 1999	11	25	29	34	1=100
<b>1996 Presidential Election</b>					
November, 1996 (RVs)	34	45	15	6	*=100
October, 1996	31	39	18	12	*=100
Early September, 1996	24	36	23	17	*=100
July, 1996	22	40	23	14	1=100
March, 1996	26	41	20	13	*=100
January, 1996	10	34	31	24	1=100
September, 1995	12	36	30	22	*=100
August, 1995	13	34	28	25	*=100
June, 1995	11	31	31	26	1=100
<b>1992 Presidential Election</b>					
October, 1992 (RVs)	55	36	7	2	0=100
September, 1992 (RVs)	47	36	11	6	*=100
August, 1992 (RVs)	36	51	11	2	0=100
July, 1992	20	45	26	9	*=100
May, 1992	32	44	16	8	*=100
March, 1992	35	40	16	9	*=100
January, 1992	11	25	36	27	1=100
December, 1991	10	28	32	30	*=100
October, 1991	12	26	31	29	2=100
<b>1988 Presidential Election</b>					
October, 1988 (RVs)	43	44	11	2	*=100
August, 1988 (RVs)	39	45	13	3	*=100
May, 1988	22	46	23	6	3=100
November, 1987	15	28	35	21	1=100
September, 1987	14	34	37	14	1=100

Q.4 Which ONE of the stories I just mentioned have you followed most closely, or is there another story you've been following MORE closely? **[DO NOT READ LIST. ACCEPT ONLY ONE RESPONSE.]**

- 44 News about the candidates for the 2008 presidential election
  - 18 Hurricane Gustav
  - 13 Reports about the condition of the U.S. economy
  - 5 The current situation and events in Iraq
  - 5 The ongoing hostilities between Russia and the Republic of Georgia
  - 2 The military effort in Afghanistan against Taliban fighters
  - 4 Some other story (SPECIFY)
  - 9 Don't know/Refused
- 100



Thinking about the presidential campaign...

Q.5 How much if anything have you heard about each of the following? Have you heard a lot, a little or nothing at all? **[READ ITEMS; ROTATE ITEMS]**

	<u>A lot</u>	<u>A little</u>	<u>Nothing at all</u>	<u>DK/ know</u>
b. John McCain's choice of a vice presidential running mate	56	30	13	1=100
c. Questions about whether all of Hillary Clinton's supporters will vote for Barack Obama	44	38	16	2=100

Q.6 Thinking about the Democratic convention in Denver, how much of the television coverage of the convention did you watch? Did you watch all or most of the coverage, some of it, just a little, or none of it?

22	All or most
24	Some of it
25	Just a little
29	None of it
<u>*</u>	Don't know/Refused
100	

**ASK Q.7 AND Q.8 ONLY OF THOSE WHO WATCHED AT LEAST A LITTLE CONVENTION COVERAGE (Q.6=1-3) [N=726]:**

Q.7 For you, what was the highlight of the Democratic convention? **[OPEN-END; ACCEPT MULTIPLE RESPONSES BUT DO NOT PROBE.]**

38	Barack Obama's speech
16	Hillary Clinton's speech
7	Bill Clinton's speech
6	Michelle Obama's speech
3	That it's over/the end
3	Joe Biden's speech
3	Ted Kennedy's speech
1	Seeing the Democrats unify behind Obama
1	The turnout/public attention
1	Seeing an African American nominated for president
6	Other (SPECIFY)
16	There was no highlight
10	Don't know/Refused

Q.8 How would you rate Barack Obama's speech at the convention? Would you say it was excellent, good, only fair, or poor?

42	Excellent
31	Good
11	Only fair
3	Poor
12	<b>(DO NOT READ)</b> Did not see speech
<u>1</u>	Don't know/Refused
100	