

FOR RELEASE AUGUST 18, 2014

Stark Racial Divisions in Reactions to Ferguson Police Shooting

**FOR FURTHER INFORMATION
ON THIS REPORT:**

Carroll Doherty, Director of Political Research

Rachel Weisel, Communications Associate

202.419.4372

www.pewresearch.org

Stark Racial Divisions in Reactions to Ferguson Police Shooting

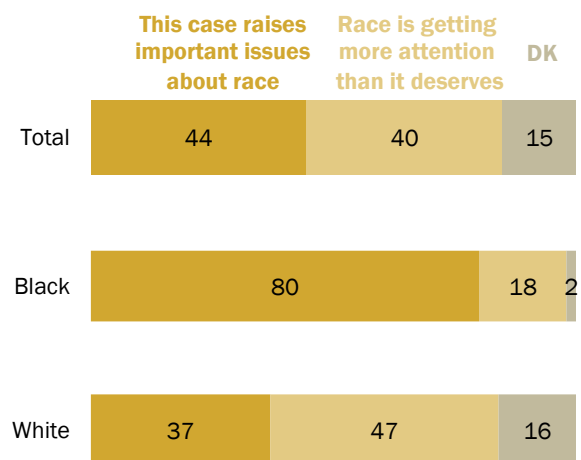
Blacks and whites have sharply different reactions to the police shooting of an unarmed teen in Ferguson, Mo., and the protests and violence that followed. Blacks are about twice as likely as whites to say that the shooting of Michael Brown “raises important issues about race that need to be discussed.” Wide racial differences also are evident in opinions about whether local police went too far in the aftermath of Brown’s death, and in confidence in the investigations into the shooting.

The new national survey by the Pew Research Center, conducted Aug. 14-17 among 1,000 adults, finds that the public overall is divided over whether Brown’s shooting raises important issues about race or whether the issue of race is getting more attention than it deserves: 44% think the case does raise important issues about race that require discussion, while 40% say the issue of race is getting more attention than it deserves.

By about four-to-one (80% to 18%), African Americans say the shooting in Ferguson raises important issues about race that merit discussion. By contrast, whites, by 47% to 37%, say the issue of race is getting more attention than it deserves.

Blacks More Likely than Whites to Say Brown’s Shooting Raises Racial Issues

Thinking about the police shooting of an African American teen in Ferguson, Missouri, percent saying ...



Survey conducted August 14-17, 2014. Whites and blacks include only those who are not Hispanic. Figures may not add to 100% because of rounding.

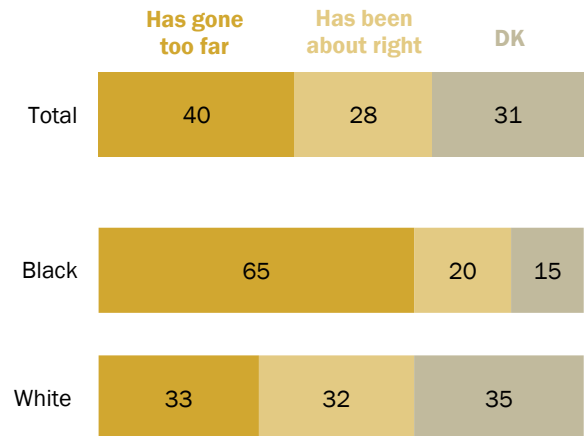
PEW RESEARCH CENTER

Fully 65% of African Americans say the police have gone too far in responding to the shooting's aftermath. Whites are divided: 33% say the police have gone too far, 32% say the police response has been about right, while 35% offer no response.

Whites also are nearly three times as likely as blacks to express at least a fair amount of confidence in the investigations into the shooting. About half of whites (52%) say they have a great deal or fair amount of confidence in the investigations, compared with just 18% of blacks. Roughly three-quarters of blacks (76%) have little or no confidence in the investigations, with 45% saying they have no confidence at all.

Whites Divided in Views of Police Response to Ferguson Shooting

% saying police response to shooting ...

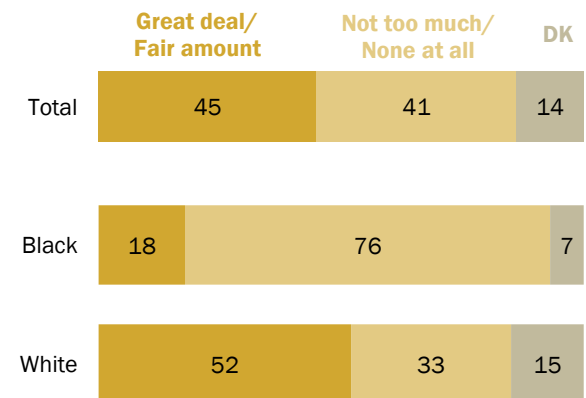


Survey conducted August 14-17, 2014. Whites and blacks include only those who are not Hispanic. Figures may not add to 100% because of rounding.

PEW RESEARCH CENTER

Racial Divide in Confidence in Investigations of Brown Shooting

How much confidence in shooting investigations (%)...



Survey conducted August 14-17, 2014. Whites and blacks include only those who are not Hispanic. Figures may not add to 100% because of rounding.

PEW RESEARCH CENTER

Reactions to last week's events in Ferguson divide the public by partisan affiliation and age, as well as by race. Fully 68% of Democrats (including 62% of white Democrats) think the Brown case raises important issues about race that merit discussion. Just 21% of Democrats (including 25% of white Democrats) say questions of race are getting more attention than they deserve. Among Republicans, opinion is almost the reverse – 61% say the issue of race has gotten too much attention while 22% say the case has raised important racial issues that need to be discussed.

By a wide margin (55% to 34%), adults under 30 think the shooting of the unarmed teen raises important issues about race. Among those 65 and older, opinion is divided: 40% think the incident raises important racial issues while about as many (44%) think the issue of race is getting more attention than it deserves.

Republicans also are more likely than Democrats to view the police response to the Ferguson shooting as appropriate and to express confidence in the investigations into the incident. More Republicans think the police response has been about right (43%) than say it has gone too far (20%); 37% have no opinion. Democrats by 56% to 21% say the police response has gone too far (23% have no opinion). Nearly two-thirds of Republicans (65%) have at least a fair amount of confidence in the investigations into the shooting, compared with 38% of Democrats.

Most Republicans Say Race Is Getting Too Much Attention in Teen Shooting

% saying police shooting of African-American teen ...

	Raises important issues about race	Race getting too much attention	DK	N
	%	%	%	
Total	44	40	15=100	1000
White	37	47	16=100	718
Black	80	18	2=100	106
Hispanic	50	25	24=100	107
18-29	55	34	11=100	170
30-49	41	43	16=100	242
50-64	44	39	17=100	266
65+	40	44	16=100	279
College grad+	51	41	8=100	372
Some college	40	42	18=100	281
HS or less	43	39	18=100	339
Republican	22	61	17=100	247
Independent	40	46	14=100	354
Democrat	68	21	11=100	292

Survey conducted August 14-17, 2014. Whites and blacks include only those who are not Hispanic. Figures may not add to 100% because of rounding.

PEW RESEARCH CENTER

Comparing Reactions to Ferguson and Trayvon Martin

While on balance whites think that the issue of race is getting too much attention in the Ferguson shooting, a higher percentage of whites expressed that view last year after a Florida jury found George Zimmerman not guilty in the shooting death of [Trayvon Martin](#). After the Zimmerman verdict, 60% of whites said race received more attention in that case than it deserved; today, fewer whites (47%) say that about the shooting of the unarmed teen in Ferguson.

Fewer Whites Think Race Is Getting Too Much Attention than After Trayvon Martin Verdict

% saying each case...

	Trayvon Martin 7-2013		Michael Brown 8-2014	
	Raises important issues about race	Race getting too much attention	Raises important issues about race	Race getting too much attention
	%	%	%	%
Total	36	52	44	40
White	28	60	37	47
Black	78	13	80	18
Republican	18	68	22	61
Independent	29	58	40	46
Democrat	62	31	68	21

Survey conducted August 14-17, 2014. Whites and blacks include only those who are not Hispanic. Don't know responses not shown.

PEW RESEARCH CENTER

Partisan reactions to the two incidents are similar. Majorities of Republicans think that in both the Brown (61%) and Trayvon Martin (68%) cases, the issue of race receives too much attention. Majorities of Democrats say both cases raise important issues of race that need to be discussed (68% Brown, 62% Martin).

The Week's News

Roughly one-in-four (27%) very closely followed news last week about the police shooting of African American teenager Michael Brown and subsequent protests in Ferguson, Missouri. Several other stories garnered similar interest, including the death of actor Robin Williams (27%) and news about the Ebola outbreak in Africa (25%). Similar shares also tracked news about U.S. airstrikes in Iraq (23%) and the situation between Russia and Ukraine (22%).

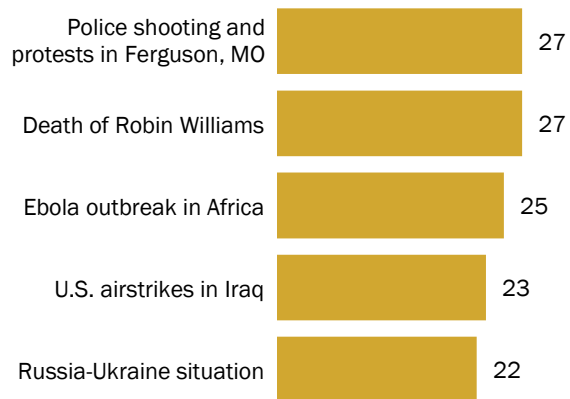
News interest in Trayvon Martin's death in 2012 and George Zimmerman's trial in 2013 was large for several weeks. In March 2012, a few weeks after Martin's death, 35% of the public followed that story very closely, including 70% of blacks and 30% of whites.

Public interest in the Ferguson events was similar to interest in the April 2001 Cincinnati riots after a police officer killed black teenager Timothy Thomas (24%).

Interest last week about Ferguson was highest among non-Hispanic blacks. Fully 54% closely followed news about the shooting and protests, compared with 25% of non-Hispanic whites and 18% of Hispanics.

In Busy News Week, No Single Story Stands Out for Public

% following each story very closely



Survey conducted August 14-17, 2014.

PEW RESEARCH CENTER

Blacks Show Most Interest in Ferguson News

% following story very closely

	%
Total	27
Black	54
White	25
Hispanic	18

Survey conducted August 14-17, 2014.

Whites and blacks include only those who are non-Hispanic. Hispanics are of any race.

PEW RESEARCH CENTER

As is typically the case, adults ages 65 and older paid closer attention than younger adults to many of the week's news stories. Interest was somewhat similar, however, in regard to Robin Williams' death. One-in-four adults 18-29 (25%) closely followed his death, compared with 34% of adults 65 and older.

One-in-five young adults (20%) closely followed news from Ferguson, less than the share of those 50-64 (34%) and 65 and older (33%). For the three international stories—Ebola outbreak, Iraq, and Russia-Ukraine—older adults' interest also was much greater than that of younger adults.

Death of Robin Williams Similarly Followed Across Age Groups

% following each story very closely

	Total	18-29	30-49	50-64	65+
	%	%	%	%	%
Police shooting and protests in Ferguson, MO	27	20	23	34	33
Death of Robin Williams	27	25	24	28	34
Ebola outbreak in Africa	25	17	26	28	30
U.S. airstrikes in Iraq	23	13	18	26	38
Russia-Ukraine situation	22	14	19	23	33

Survey conducted August 14-17, 2014.

PEW RESEARCH CENTER

About the Survey

The analysis in this report is based on telephone interviews conducted August 14-17, 2014 among a national sample of 1,000 adults 18 years of age or older living in the continental United States (500 respondents were interviewed on a landline telephone, and 500 were interviewed on a cell phone, including 274 who had no landline telephone). The survey was conducted by interviewers at Princeton Data Source and SSI under the direction of Princeton Survey Research Associates International. A combination of landline and cell phone random digit dial samples were used; both samples were provided by Survey Sampling International. Interviews were conducted in English and Spanish. Respondents in the landline sample were selected by randomly asking for the youngest adult male or female who is now at home. Interviews in the cell sample were conducted with the person who answered the phone, if that person was an adult 18 years of age or older. For detailed information about our survey methodology, see: <http://people-press.org/methodology/>.

The combined landline and cell phone sample are weighted using an iterative technique that matches gender, age, education, race, Hispanic origin and region to parameters from the 2012 Census Bureau's American Community Survey and population density to parameters from the Decennial Census. The sample also is weighted to match current patterns of telephone status, based on extrapolations from the 2013 National Health Interview Survey. The weighting procedure also accounts for the fact that respondents with both landline and cell phones have a greater probability of being included in the combined sample and adjusts for household size among respondents with a landline phone. Sampling errors and statistical tests of significance take into account the effect of weighting.

The following table shows the unweighted sample sizes and the error attributable to sampling that would be expected at the 95% level of confidence for different groups in the survey:

Group	Unweighted sample size	Plus or minus ...
Total sample	1,000	3.6 percentage points
Republican	247	7.3 percentage points
Democrat	292	6.7 percentage points
Independent	354	6.1 percentage points
White, non-Hispanic	718	4.3 percentage points
Black, non-Hispanic	106	11.2 percentage points
Hispanic	107	11.1 percentage points

Sample sizes and sampling errors for other subgroups are available upon request. In addition to sampling error, one should bear in mind that question wording and practical difficulties in conducting surveys can introduce error or bias into the findings of opinion polls.

PEW RESEARCH CENTER
August 14-17, 2014 OMNIBUS
FINAL TOPLINE
N=1,000

ASK ALL:

PEW.1 As I read a list of some stories covered by news organizations this past week, please tell me if you happened to follow each news story very closely, fairly closely, not too closely, or not at all closely. First, **[INSERT ITEM; RANDOMIZE] [IF NECESSARY "Did you follow [ITEM] very closely, fairly closely, not too closely or not at all closely?"]**

	<u>Very closely</u>	<u>Fairly closely</u>	<u>Not too closely</u>	<u>Not at all closely</u>	(VOL.) DK/Ref
a. U.S. airstrikes against an Islamic militant group in Iraq					
August 14-17, 2014	23	29	21	26	1
TRENDS FOR COMPARISON:					
June 26-29, 2014: <i>Growing violence and political instability in Iraq</i>	25	29	18	27	1
December 15-18, 2011: <i>The complete withdrawal of U.S. forces from Iraq</i>	34	32	18	14	2
October 21-23, 2011: <i>President Obama announcing a complete withdrawal of U.S. forces from Iraq by the end of 2011</i>	30	30	19	20	1
December 16-19, 2010: <i>The current situation and events in Iraq</i>	19	30	27	24	*
September 2-6, 2010: <i>The withdrawal of U.S. combat troops from Iraq</i>	36	37	15	11	*
August 26-29, 2010: <i>The current situation and events in Iraq</i>	25	36	24	15	1
August 19-22, 2010: <i>The withdrawal of U.S. combat troops from Iraq</i>	31	33	19	17	1
August 5-8, 2010: <i>The current situation and events in Iraq</i>	23	35	22	18	1
May 13-16, 2010	31	34	21	13	2
March 12-15, 2010	22	36	28	14	*
March 5-8, 2010	26	34	20	20	*
January 29-February 1, 2010	23	33	27	17	*
January 15-18, 2010	20	35	28	17	*
October 16-19, 2009	23	30	24	23	*
September 11-14, 2009	21	33	30	16	*
August 21-24, 2009	25	35	22	18	1
August 14-17, 2009	19	38	23	18	*
July 2-5, 2009: <i>U.S. troops withdrawing from Iraqi cities</i>	25	34	20	21	0
April 24-27, 2009: <i>The current situation and events in Iraq</i>	21	35	25	19	*
March 20-23, 2009	25	37	21	17	*
February 27-March 2, 2009: <i>Barack Obama's plan to withdraw most U.S. troops from Iraq by August 2010</i>	40	37	13	9	1
December 12-15, 2008: <i>The current situation and events in Iraq</i>	24	35	25	16	*
November 21-24, 2008	32	31	24	13	0
November 14-17, 2008	24	33	27	16	*
October 31-November 3, 2008	30	35	22	12	1
October 24-27, 2008	29	35	25	11	*
October 10-13, 2008	23	34	30	13	*
October 3-6, 2008	29	33	28	10	*
September 5-8, 2008	24	37	26	13	*
August 29-31, 2008	22	32	29	16	1
August 22-25, 2008	26	31	27	15	1

PEW.1 CONTINUED...

	<u>Very closely</u>	<u>Fairly closely</u>	<u>Not too closely</u>	<u>Not at all closely</u>	(VOL.) DK/Ref
August 1-4, 2008	27	40	23	10	*
July 25-28, 2008	28	33	22	17	*
July 18-21, 2008	33	35	20	12	*
July 11-14, 2008	24	35	24	16	1
July 3-7, 2008	25	35	25	15	*
June 20-23, 2008	25	36	24	15	*
May 9-12, 2008	29	35	21	14	1
May 2-5, 2008	26	35	25	13	1
April 25-28, 2008	29	35	23	12	1
April 18-21, 2008	29	39	20	11	1
April 11-14, 2008	25	39	20	15	1
April 4-7, 2008	25	37	23	15	*
March 28-31, 2008	29	40	19	11	1
March 20-24, 2008	30	38	19	13	*
March 14-17, 2008	29	38	23	10	*
March 7-10, 2008	28	39	18	15	*
February 29-March 3, 2008	28	40	19	13	*
February 8-11, 2008	24	35	25	16	*
February 1-4, 2008	28	39	22	11	*
January 25-28, 2008	23	35	26	16	*
January 18-21, 2008	31	33	20	15	1
January 11-14, 2008	25	38	21	16	*
January 4-7, 2008	27	38	20	15	*
December 14-17, 2007	26	32	24	18	*
December 7-10, 2007	28	37	21	14	*
November 23-26, 2007	25	37	21	16	1
November 16-19, 2007	31	37	19	12	1
November 9-12, 2007	29	38	19	13	1
November 2-5, 2007	31	35	18	15	1
October 26-29, 2007	28	37	21	13	1
October 19-22, 2007	28	37	20	15	*
October 12-15, 2007	26	36	18	19	1
October 5-8, 2007	29	33	22	16	*
September 28 - October 1, 2007	30	41	18	11	*
September 21-24, 2007	32	38	17	13	*
September 14-17, 2007	31	36	18	15	0
September 7-10, 2007	32	34	20	14	*
August 30 - September 2, 2007	31	34	18	16	1
August 24-27, 2007	34	36	18	12	*
August 17-20, 2007	33	34	18	15	*
August 10-13, 2007	36	37	14	13	*
August 3-6, 2007	29	40	19	12	*
July 27-30, 2007	28	36	19	16	1
July 20-23, 2007	28	34	21	16	1
July 13-16, 2007	25	41	17	16	1
July 6-9, 2007	36	34	18	12	*
June 29-July 2, 2007	32	35	19	13	1
June 22-25, 2007	30	36	18	15	1
June 15-18, 2007	30	37	20	13	*
June 8-11, 2007	32	38	15	14	1
June 1-4, 2007	30	36	20	13	1
May 24-27, 2007	33	36	18	12	1
May 18-21, 2007	36	34	15	14	1
May 11-14, 2007	30	34	18	17	1
May 4-7, 2007	38	37	15	10	*
April 27-30, 2007	27	35	21	16	1
April 20-23, 2007	28	35	22	15	*
April 12-16, 2007	34	33	20	13	*
April 5-9, 2007	33	39	16	11	1

PEW.1 CONTINUED...

	Very <u>closely</u>	Fairly <u>closely</u>	Not too <u>closely</u>	Not at all <u>closely</u>	(VOL.) DK/Ref
March 30-April 2, 2007	34	37	16	13	*
March 23-March 26, 2007: <i>News about the current situation in Iraq</i>	31	38	18	12	1
March 16-19, 2007	34	34	17	15	*
March 9-12, 2007	34	37	16	13	*
March 2-5, 2007	37	37	16	9	1
February 23-26, 2007	36	36	15	13	*
February 16-19, 2007	30	36	19	14	1
February 9-12, 2007	37	34	18	11	*
February 2-5, 2007	38	38	17	7	*
January 26-29, 2007	36	38	15	11	*
January 19-22, 2007	37	34	18	10	1
January 12-15, 2007	38	36	17	8	1
January, 2007	46	40	8	5	1
January 5-8, 2007	40	32	16	12	0
December, 2006	42	39	12	7	*
November 30-December 3, 2006	40	36	13	11	*
Mid-November, 2006	44	38	12	6	*
September, 2006	33	43	14	8	2
August, 2006	41	39	12	7	1
June, 2006	37	43	13	6	1
May, 2006	42	35	15	7	1
April, 2006	43	36	13	7	1
March, 2006	43	38	12	6	1
February, 2006	39	42	12	6	1
January, 2006	40	40	12	7	1
December, 2005	45	38	11	5	1
Early November, 2005	41	40	13	6	*
Early October, 2005	43	36	15	6	*
Early September, 2005	32	40	20	7	1
July, 2005	43	37	13	6	1
Mid-May, 2005	42	42	11	5	*
Mid-March, 2005	40	39	14	5	2
February, 2005	38	45	13	4	*
January, 2005	48	37	11	4	*
December, 2004	34	44	15	6	1
Mid-October, 2004	42	38	11	8	1
Early September, 2004	47	37	9	6	1
August, 2004	39	42	12	6	1
July, 2004	43	40	11	6	*
June, 2004	39	42	12	6	1
April, 2004	54	33	8	5	*
Mid-March, 2004	47	36	12	4	1
Early February, 2004	47	38	10	4	1
Mid-January, 2004	48	39	9	4	*
December, 2003	44	38	11	6	1
November, 2003	52	33	9	5	1
September, 2003	50	33	10	6	1
Mid-August, 2003	45	39	10	5	1
Early July, 2003	37	41	13	8	1
June, 2003	46	35	13	6	*
May, 2003	63	29	6	2	*
April 11-16, 2003: <i>News about the war in Iraq</i>	47	40	10	2	1
April 2-7, 2003	54	34	9	2	1
March 20-24, 2003	57	33	7	2	1
March 13-16, 2003: <i>Debate over the possibility that the U.S. will take military action in Iraq</i>	62	27	6	4	1

PEW.1 CONTINUED...

	Very <u>closely</u>	Fairly <u>closely</u>	Not too <u>closely</u>	Not at all <u>closely</u>	(VOL.) DK/Ref
February, 2003	62	25	8	4	1
January, 2003	55	29	10	4	2
December, 2002	51	32	10	6	1
Late October, 2002	53	33	8	5	1
Early October, 2002	60	28	6	5	1
Early September, 2002: <i>Debate over the possibility that the U.S. will invade Iraq</i>	48	29	15	6	2
b. The death of actor Robin Williams					
August 14-17, 2014	27	35	23	13	2
TRENDS FOR COMPARISON:					
February 6-9, 2014: <i>The death of actor Philip Seymour Hoffman</i>	10	21	29	37	2
May 3-6, 2012: <i>The death of former NFL linebacker Junior Seau in an apparent suicide</i>	16	19	25	37	1
February 16-20, 2012: <i>The death of singer Whitney Houston</i>	18	24	31	26	1
October 6-9, 2011: <i>The death of Steve Jobs, co-founder of Apple</i>	24	30	25	20	1
March 24-27, 2011: <i>The death of actress Elizabeth Taylor</i>	11	25	32	31	1
July 2-5, 2009: <i>The death of singer Michael Jackson</i>	25	29	28	18	1
June 26-29, 2009	30	28	23	19	*
March 20-23, 2009: <i>The death of actress Natasha Richardson after a skiing accident</i>	18	28	24	30	*
October 3-6, 2008: <i>The death of Paul Newman</i>	19	29	28	23	1
January 25-28, 2008: <i>The death of actor Heath Ledger</i>	13	29	27	30	1
March 2-5, 2007: <i>The death of Anna Nicole Smith</i>	14	19	30	36	1
February 23-26, 2007	13	22	33	31	1
February 16-19, 2007	14	25	29	31	1
February 9-12, 2007	11	27	31	30	1
September, 2006: <i>The death of the Crocodile Hunter, Steve Irwin, from a stingray strike</i>	30	36	21	12	1
December, 2001: <i>The death of former Beatle George Harrison</i>	10	23	30	35	2
July, 1999: <i>The death of John F. Kennedy Jr., his wife and sister-in-law in a plane crash near Martha's Vineyard</i>	54	29	13	4	0
March, 1999: <i>The death of former baseball player Joe DiMaggio</i>	18	33	27	21	1
June, 1998: <i>The death of Frank Sinatra</i>	17	31	31	20	1
September, 1997: <i>The death of Princess Diana</i>	54	31	11	4	*
August, 1995: <i>The death of Jerry Garcia</i>	9	19	23	45	4
August, 1995: <i>The death of Mickey Mantle</i>	24	36	21	18	1
May, 1994: <i>The suicide of rock star Kurt Cobain</i>	7	14	25	52	2
c. The police shooting of an African American teen and protests in Ferguson, Missouri					
August 14-17, 2014	27	30	18	23	2

PEW.1 TRENDS FOR COMPARISON...

	<u>Very closely</u>	<u>Fairly closely</u>	<u>Not too closely</u>	<u>Not at all closely</u>	(VOL.) <u>DK/Ref</u>
July 11-14, 2013: <i>The trial of George Zimmerman for the shooting death of Florida teen Trayvon Martin</i>	26	28	24	21	1
June 27-30, 2013	22	29	23	25	1
June 13-16, 2013	15	26	24	35	1
April 26-29, 2012: <i>Developments in the case against George Zimmerman in the shooting death of Trayvon Martin</i>	24	28	22	25	1
April 20-22, 2012	27	29	21	21	1
April 12-15, 2012: <i>George Zimmerman being charged with second-degree murder in the death of Trayvon Martin</i>	35	31	16	17	1
April 5-8, 2012: <i>Controversy over the shooting death of Trayvon Martin, an African American teen in Florida</i>	34	30	18	18	*
March 29-April 1, 2012	30	35	15	20	*
March 22-25, 2012	35	24	15	26	1
July 31-August 3, 2009: <i>Reports about the arrest of Harvard professor Henry Louis Gates and President Obama's response to the incident</i>	25	26	22	25	2
July 24-27, 2009: <i>The arrest of Henry Louis Gates, a black Harvard professor, at his home after a dispute with a police officer</i>	30	31	17	21	1
April 25-28, 2008: <i>The acquittal of three New York City police officers in the shooting of an unarmed man on his wedding day</i>	13	24	24	38	1
September 21-24, 2007: <i>Demonstrations in Jena, Louisiana, about six black teenagers involved in a schoolyard fight</i>	18	27	25	30	*
April 2001: <i>Rioting in Cincinnati after an unarmed black man was shot by police</i>	24	32	23	20	1
July 2000: <i>The video showing Philadelphia police kicking and beating a carjacking suspect</i>	22	32	22	23	1
March 2000: <i>The acquittal of four New York policemen who shot and killed Amadou Diallo, an African immigrant</i>	28	35	20	17	0
February 1999: <i>The Texas murder trial of a man accused of dragging a black man behind a pickup truck</i>	24	41	20	14	1
May 1993: <i>The Rodney King trial and verdict in Los Angeles</i>	47	34	13	6	*
May 1992: <i>The verdict in the Rodney King case and the riots and disturbances that followed</i>	70	22	5	2	1
March 1991: <i>The videotaped beating by Los Angeles police of a suspect they apprehended in an auto chase</i>	46	30	13	10	1
d. An outbreak of the Ebola virus in Africa					
August 14-17, 2014	25	33	22	19	1
July 31-August 3, 2014	26	27	19	26	2
TRENDS FOR COMPARISON:					
May 15-18, 2014: <i>The lung disease called "MERS" that has spread from the Middle East</i>	13	23	25	38	1

PEW.1 CONTINUED...

	Very closely	Fairly closely	Not too closely	Not at all closely	(VOL.) DK/Ref
December 18-21, 2009: <i>Reports about swine flu and the vaccine</i>	25	32	24	18	0
November 20-23, 2009	29	33	21	17	*
November 13-16, 2009	34	31	21	15	*
November 6-9, 2009	32	35	24	10	*
October 30-November 2, 2009	33	33	22	12	*
October 23-26, 2009	43	30	17	9	*
October 16-19, 2009	32	35	18	14	0
October 9-12, 2009	38	35	16	11	*
September 18-21, 2009: <i>Reports about swine flu and the availability of a vaccine</i>	34	31	25	9	*
September 11-14, 2009	30	36	21	12	*
September 3-6, 2009	26	32	25	17	0
August 28-31, 2009	26	33	22	18	*
May 21-24, 2009: <i>Reports about swine flu in the U.S. and elsewhere</i>	30	39	21	11	*
May 8-11, 2009	34	36	19	11	*
May 1-4, 2009: <i>The outbreak of swine flu in different parts of the world</i>	43	37	15	4	1
April 25-27, 2009: <i>Reports of swine flu in Mexico and the U.S.</i>	25	30	19	26	*
October 19-22, 2007: <i>The growing danger of a drug-resistant staph infection in the U.S.</i>	26	31	19	24	0
June 1-4, 2007: <i>An Atlanta man with a dangerous form of tuberculosis who traveled to Europe against the advice of government health officials</i>	24	34	21	19	2
March, 2006: <i>Outbreaks of bird flu in different parts of the world</i>	21	36	24	19	*
November, 2005: <i>The outbreak of bird flu in Asia and Europe</i>	22	37	25	15	1
Late October, 2005	22	33	24	20	1
January, 2004: <i>Reports about a case of mad cow disease in Washington state</i>	29	42	19	9	1
June, 2003: <i>The lung disease called "SARS" that has spread from Asia</i>	28	44	19	8	1
May, 2003	39	39	15	6	1
September, 2002: <i>Cases of West Nile virus spread by mosquitoes</i>	34	36	21	8	1
Early September, 2001: <i>The spread of mad cow disease in Europe</i>	18	34	27	20	1
March 2001: <i>The outbreak of foot-and-mouth disease among livestock in Europe</i>	22	33	22	22	1
January, 1998: <i>The outbreak of an Asian flu spread by birds or chickens</i>	19	36	25	20	*
e. The situation involving Russia and Ukraine					
August 14-17, 2014	22	27	23	26	2
July 31-August 3, 2014	24	31	20	23	2
TRENDS FOR COMPARISON:					
July 24-27, 2014: <i>The investigation into the downing of a Malaysia Airlines plane in Ukraine</i>	33	35	17	14	1
April 3-6, 2014: <i>The situation involving Russia and Ukraine</i>	26	31	18	23	2
March 20-23, 2014: <i>Russia taking control of Ukraine's Crimea region</i>	30	33	14	21	1

PEW.1 CONTINUED...

	<u>Very closely</u>	<u>Fairly closely</u>	<u>Not too closely</u>	<u>Not at all closely</u>	(VOL.) <u>DK/Ref</u>
March 6-9, 2014: <i>Russia sending troops into Ukraine's Crimea region in response to a new Ukrainian government</i>	28	31	17	23	1
February 27-March 2, 2014: <i>Political violence and a new government in Ukraine</i>	19	28	21	31	1
August 29-31, 2008: <i>The ongoing hostilities between Russia and the Republic of Georgia</i>	22	31	26	20	1
August 22-25, 2008	27	39	22	12	*
August 15-18, 2008	35	35	15	15	*
August 8-11, 2008: <i>Russia sending troops into the Republic of Georgia</i>	17	22	23	37	1

**QUESTIONS PEW.2, 3, 5 HELD FOR FUTURE RELEASE
NO QUESTION PEW.4****ASK ALL:**

Thinking about the police shooting of an African American teen in Ferguson, Missouri...

ASK ALL:

PEW.6 Overall, do you think that **[INSERT; RANDOMIZE]** or do you think **[ITEM]**?

TREND FOR COMPARISON

		<u>Jul 17-21</u> <u>2013</u>
Aug 14-17 <u>2014</u>	This case raises important issues about race that need to be discussed	36
44	The issue of race is getting more attention in this case than it deserves	52
40	Don't know/Refused (VOL.)	12
15		

ASK ALL:

PEW.7 In the aftermath of the police shooting in Ferguson, Missouri, do you think that the police response **[INSERT; RANDOMIZE]** or do you think the police response **[ITEM]**?

Aug 14-17 <u>2014</u>	Has gone too far	40
28	Has been about right	
31	Don't know/Refused (VOL.)	

ASK ALL:

PEW.8 How much confidence do you have in the investigations of the police shooting in Ferguson, Missouri—a great deal of confidence, a fair amount of confidence, not too much confidence, or no confidence at all?

Aug 14-17 <u>2014</u>	A great deal of confidence	12
33	A fair amount of confidence	
24	Not too much confidence	
17	No confidence at all	
14	Don't know/Refused (VOL.)	

ASK ALL:

PARTY In politics TODAY, do you consider yourself a Republican, Democrat, or independent?

ASK IF INDEP/NO PREF/OTHER/DK/REF (PARTY=3,4,5,9):

PARTYLN As of today do you lean more to the Republican Party or more to the Democratic Party?

	<u>Republican</u>	<u>Democrat</u>	<u>Independent</u>	<u>(VOL.) No preference</u>	<u>(VOL.) Other party</u>	<u>(VOL.) DK/Ref</u>	<u>Lean Rep</u>	<u>Lean Dem</u>
August 14-17, 2014	21	28	38	8	*	4	14	13

Key to Pew Research trends noted in the topline:

(U) Pew Research Center/USA Today polls
