

FOR RELEASE JUNE 10, 2021

America's Image Abroad Rebounds With Transition From Trump to Biden

But many raise concerns about health of U.S. political system

BY Richard Wike, Jacob Poushter, Laura Silver, Janell Fetterolf and Mara Mordecai

FOR MEDIA OR OTHER INQUIRIES:

Richard Wike, Director, Global Attitudes Research
Stefan Cornibert, Communications Manager

202.419.4372

www.pewresearch.org

RECOMMENDED CITATION

Pew Research Center, June, 2021, "America's Image Abroad Rebounds With Transition From Trump to Biden"

About Pew Research Center

Pew Research Center is a nonpartisan fact tank that informs the public about the issues, attitudes and trends shaping America and the world. It does not take policy positions. The Center conducts public opinion polling, demographic research, content analysis and other data-driven social science research. It studies U.S. politics and policy; journalism and media; internet, science and technology; religion and public life; Hispanic trends; global attitudes and trends; and U.S. social and demographic trends. All of the Center's reports are available at www.pewresearch.org. Pew Research Center is a subsidiary of The Pew Charitable Trusts, its primary funder.

© Pew Research Center 2021

How we did this

This analysis focuses on public opinion of the United States in 16 advanced economies in North America, Europe and the Asia-Pacific region. Views of the U.S. and its president are examined in the context of long-term trend data. The report also explores how people view President Joe Biden's proposed policies and characteristics.

For this report, we use data from nationally representative surveys of 16,254 adults from March 12 to May 26, 2021. All surveys were conducted over the phone with adults in Canada, Belgium, France, Germany, Greece, Italy, the Netherlands, Spain, Sweden, the UK, Australia, Japan, New Zealand, Singapore, South Korea and Taiwan.

This study was conducted in places where nationally representative telephone surveys are feasible. Due to the coronavirus outbreak, [face-to-face interviewing is not currently possible](#) in many parts of the world.

Here are the questions used for the report, along with responses, and the survey [methodology](#).

America's Image Abroad Rebounds With Transition From Trump to Biden

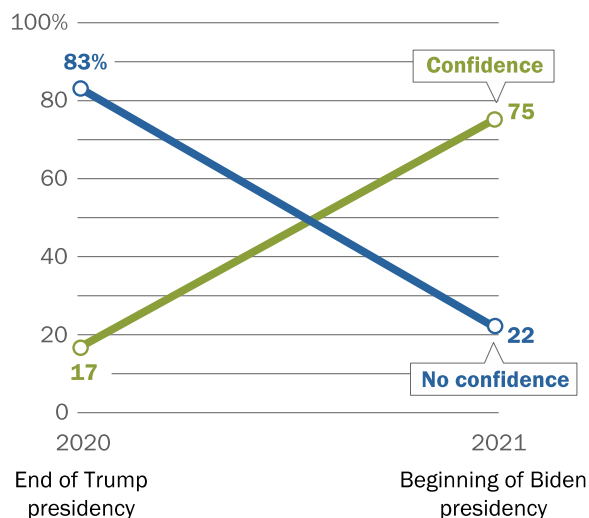
But many raise concerns about health of U.S. political system

The election of Joe Biden as president has led to a dramatic shift in America's international image. Throughout Donald Trump's presidency, publics around the world held the United States in low regard, with most opposed to his foreign policies. This was especially true among key American allies and partners. Now, a new Pew Research Center survey of 16 publics finds a significant uptick in ratings for the U.S., with strong support for Biden and several of his major policy initiatives.

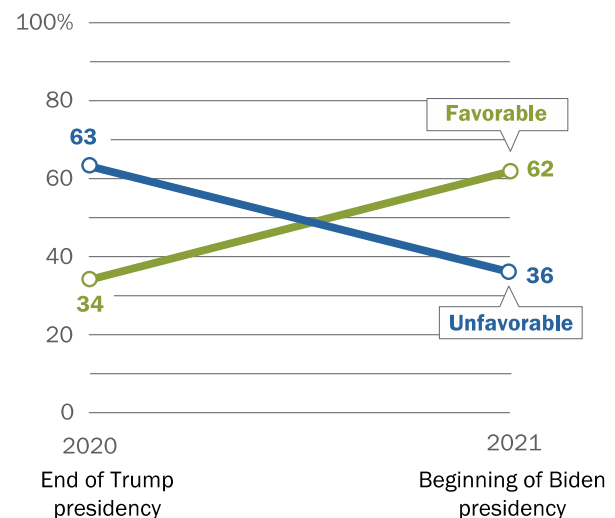
In each of the 16 publics surveyed, more than six-in-ten say they have confidence in Biden to do the right thing in world affairs. Looking at 12 nations surveyed both this year and in 2020, a median of 75% express confidence in Biden, compared with 17% for Trump last year.

Biden gets much higher ratings than Trump, and U.S. favorability is up significantly

% who have ___ in the U.S. president to do the right thing regarding world affairs



% who have a ___ view of the U.S.



Note: Percentages are medians based on 12 countries where data is available for both Biden and Trump.

Source: Spring 2021 Global Attitudes Survey. Q4a & Q21a.

"America's Image Abroad Rebounds With Transition From Trump to Biden"

PEW RESEARCH CENTER

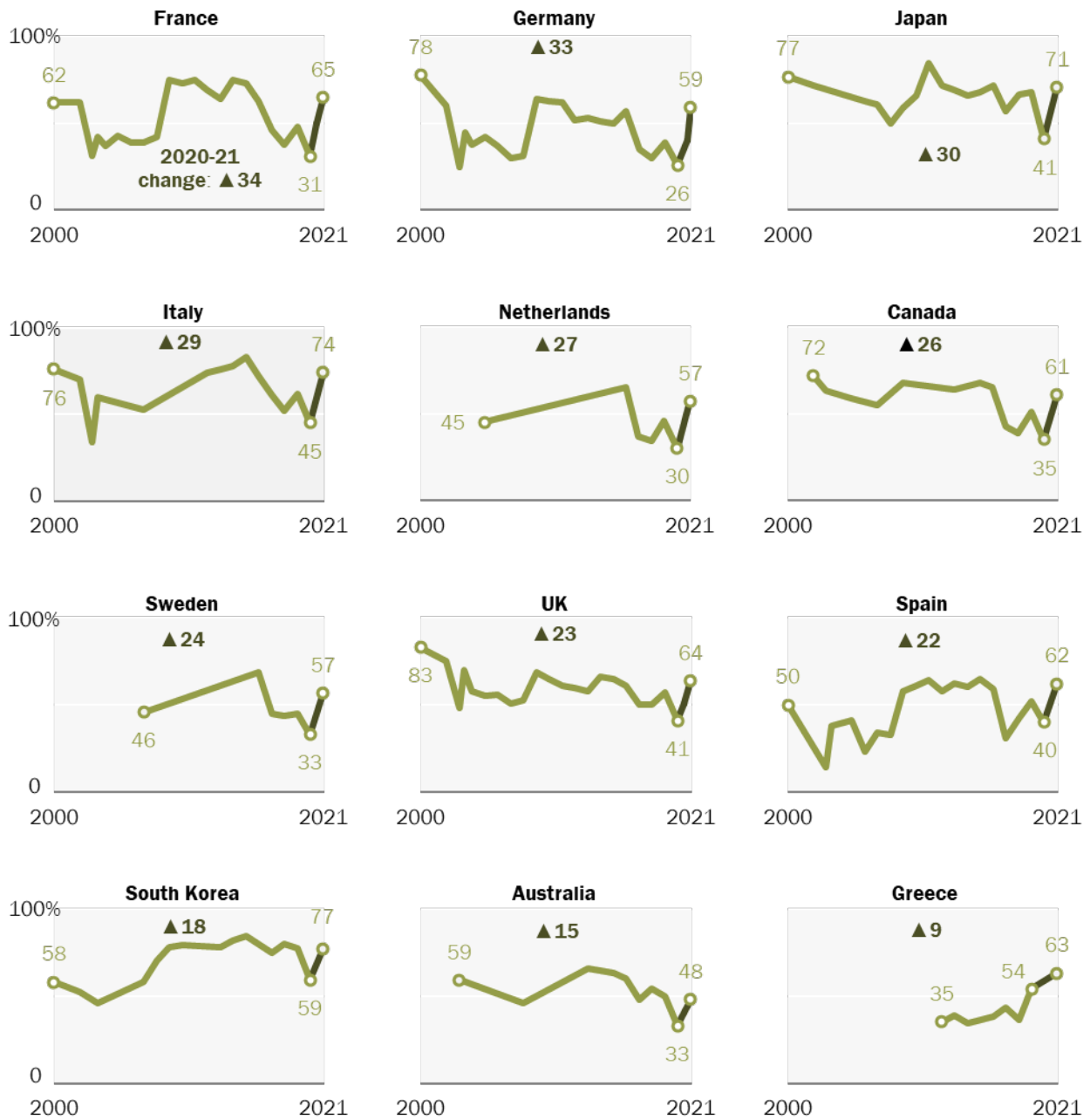
During the past two decades, presidential transitions have had a major impact on overall attitudes toward the U.S. When Barack Obama took office in 2009, ratings improved in many nations compared with where they had been during George W. Bush's administration, and when Trump entered the White House in 2017, ratings declined sharply. This year, U.S. favorability is up again: Whereas a median of just 34% across 12 nations had a favorable overall opinion of the U.S. last year, a median of 62% now hold this view.

In France, for example, just 31% expressed a positive opinion of the U.S. last year, matching the poor ratings from March 2003, at the height of U.S.-France tensions over the Iraq War. This year, 65% see the U.S. positively, approaching the high ratings that characterized the Obama era. Improvements of 25 percentage points or more are also found in Germany, Japan, Italy, the Netherlands and Canada.

Still, attitudes toward the U.S. vary considerably across the publics surveyed. For instance, only about half in Singapore and Australia have a favorable opinion of the U.S., and just 42% of New Zealanders hold this view. And while 61% see the U.S. favorably in Taiwan, this is actually down slightly from 68% [in a 2019 poll](#).

U.S. favorability sees one of its steepest recoveries in years from 2020 to 2021

% who have a **favorable** view of the U.S.



Note: 2000 trend is from 1999 or 2000 and provided by the U.S. Department of State. 2019-2021 difference shown in Greece.

Source: Spring 2021 Global Attitudes Survey. Q4a.

"America's Image Abroad Rebounds With Transition From Trump to Biden"

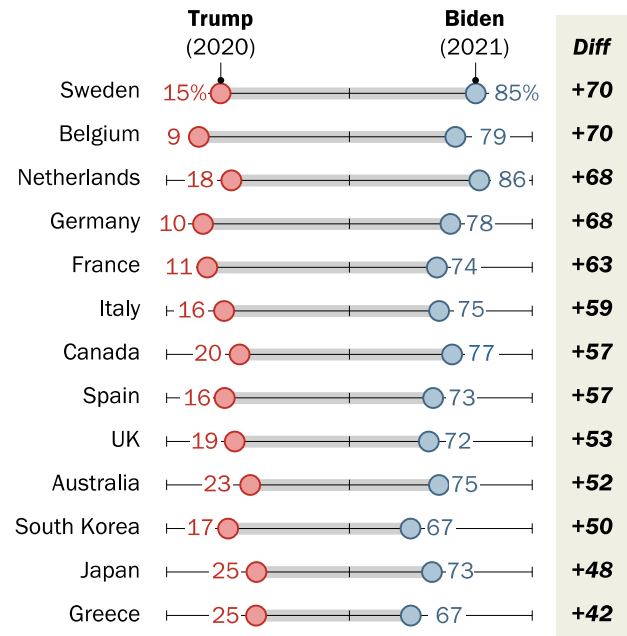
PEW RESEARCH CENTER

In most countries polled, people make a stark distinction between Biden and Trump as world leaders. Nearly eight-in-ten Germans (78%) have confidence in Biden to do the right thing in world affairs; a year ago, just 10% said this about Trump. Similar differences are found in Sweden, Belgium and the Netherlands, and in all nations where a trend is available from 2020 there is a difference of at least 40 percentage points.

As is the case with views of the United States as a whole, confidence in U.S. presidents has shifted dramatically over the past two decades, especially in Western Europe. In Germany, the United Kingdom, Spain and France – four nations Pew Research Center has surveyed consistently – ratings for Bush and Trump were similarly low during their presidencies, while this year confidence in Biden is fairly similar to the ratings Obama received while in office.

A big shift in views of the U.S. president

% who have **confidence** in U.S. President ___ to do the right thing regarding world affairs



Note: Trump figures for Greece are from 2019. All others are from 2020.

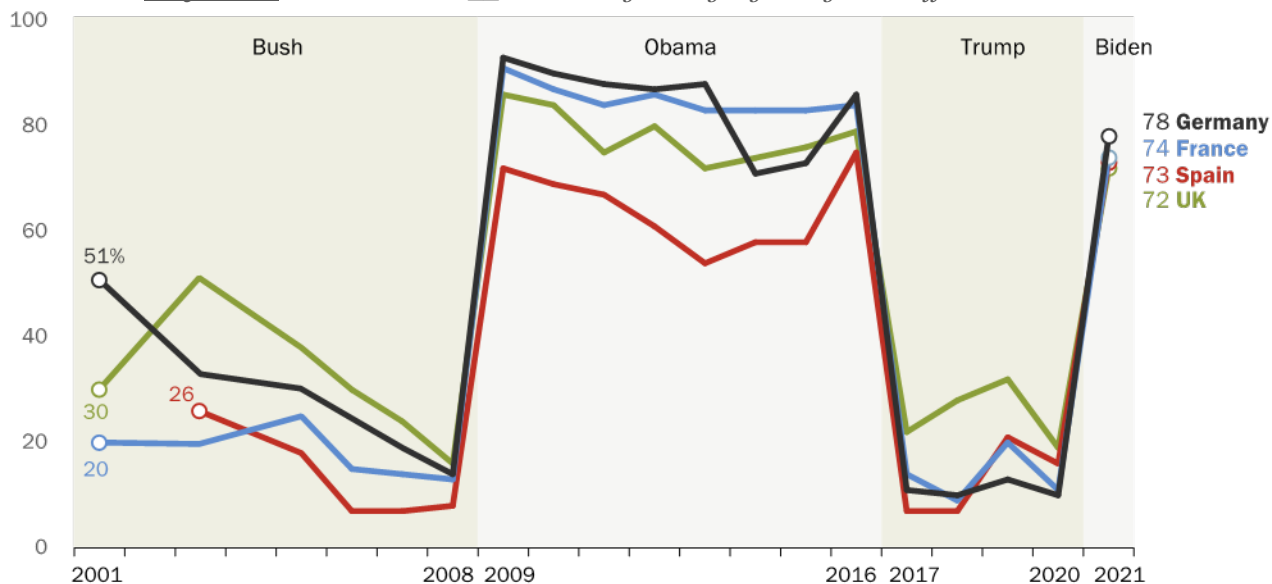
Source: Spring 2021 Global Attitudes Survey, Q21a.

"America's Image Abroad Rebounds With Transition From Trump to Biden"

PEW RESEARCH CENTER

Western Europeans' confidence in U.S. president surges as Biden enters office

% who have **confidence** in U.S. President ___ to do the right thing regarding world affairs



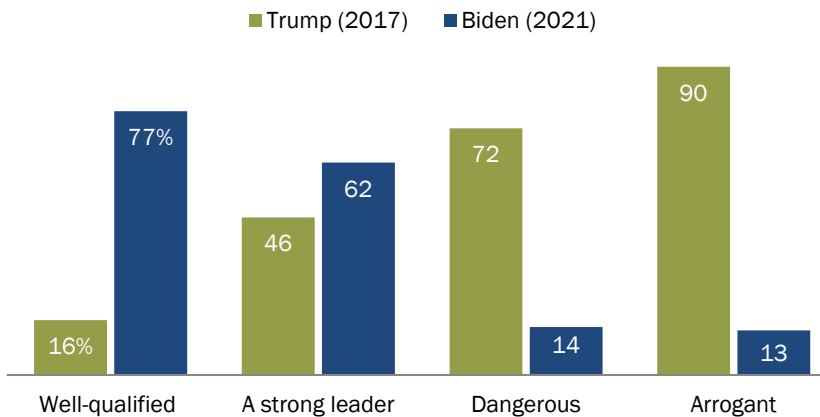
Source: Spring 2021 Global Attitudes Survey. Q21a. "America's Image Abroad Rebounds With Transition From Trump to Biden"

PEW RESEARCH CENTER

Biden's high ratings are tied in part to positive assessments of his personal characteristics, and here again the contrast with Trump is stark. Looking at 12 countries polled during the first year of both their presidencies, a median of 77% describe Biden as well-qualified to be president, compared with 16% who felt this way about Trump. Few think of Biden as arrogant or dangerous, while large majorities applied those terms to Trump. Assessments of the two leaders are more similar when it comes to being a strong

Biden gets higher ratings than Trump on personal, leadership traits

% who say they think of U.S. President ___ as ...



Note: Percentages are medians based on 12 countries where data is available for both Biden and Trump.

Source: Spring 2021 Global Attitudes Survey. Q23a-d. "America's Image Abroad Rebounds With Transition From Trump to Biden"

PEW RESEARCH CENTER

leader, although even on this measure, Biden gets much more positive reviews than his predecessor.

High levels of confidence in Biden are also tied to favorable views of his policies, several of which have emphasized multilateralism and reversed Trump administration decisions. The current survey examines attitudes toward four of the Biden administration's key policies and finds widespread support for all four.

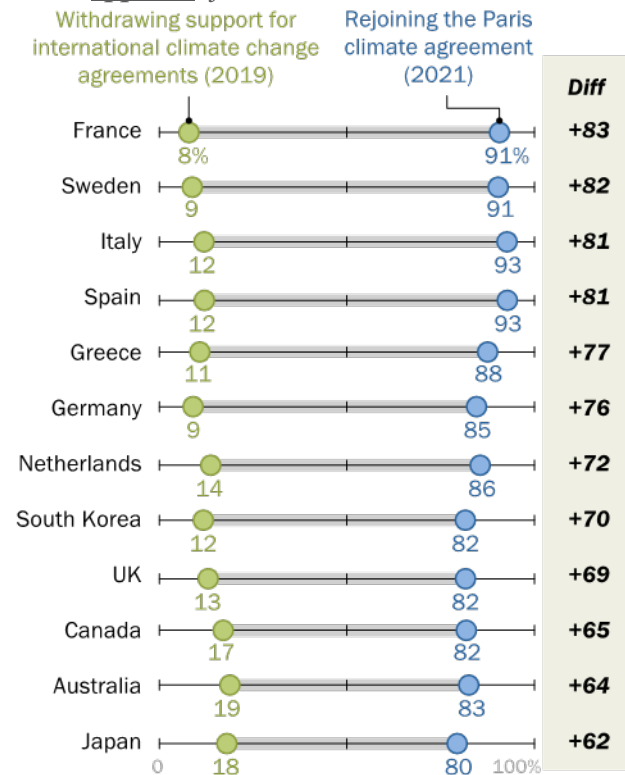
A median of 89% across the 16 publics surveyed approve of the U.S. rejoining the World Health Organization (WHO), which the U.S. [withdrew from](#) during Trump's presidency. A median of 85% also support the U.S. rejoining the Paris climate agreement. Trump's withdrawal from the Paris agreement was met with [widespread criticism](#), and it was [overwhelmingly unpopular](#) in the surveys the Center conducted during his presidency. For example, [in 2019](#) just 8% in France approved of Trump's plans to withdraw support for international climate change agreements, compared with 91% who now back Biden's reentry into the agreement.

Support for the [Biden administration's proposal](#) to organize a summit of democracies from around the world is also widespread, with a median of 85% saying they approve. There is only slightly less support (a median of 76%) for Biden's plan to allow more refugees into the U.S. (Biden [campaigns on](#) allowing more refugees into the country, briefly reversed his initial goal to raise the refugee cap from levels set by the Trump administration, and then [walked back the reversal](#) amid criticism.)

Biden has also made clear that [he plans](#) to strengthen America's commitment to the NATO alliance. As the current poll shows, NATO is viewed positively by the member states included in the survey. (See "NATO continues to be seen in a favorable light by people in member states" for more.)

Biden's approach to global climate agreements significantly more popular than Trump's

% who **approve** of the U.S. ...



Source: Spring 2021 Global Attitudes Survey, Q24a.
"America's Image Abroad Rebounds With Transition From Trump to Biden"

PEW RESEARCH CENTER

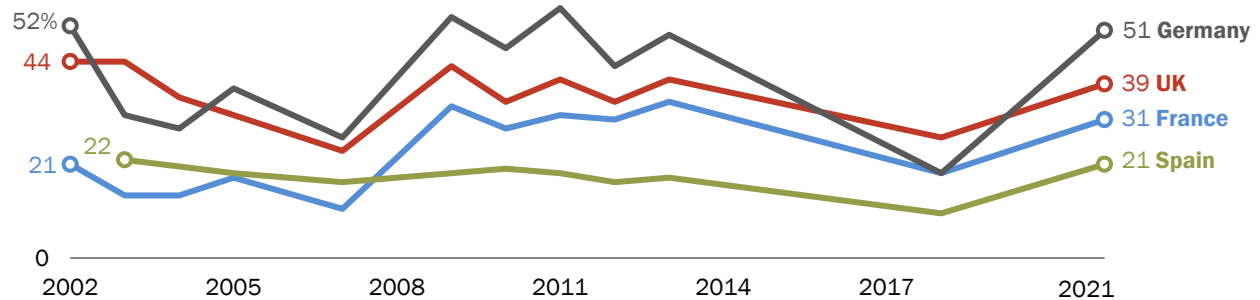
Although Biden’s more multilateral approach to foreign policy is welcomed, there is still a widespread perception that the U.S. mainly looks after its own interests in world affairs. More than half in most of the publics surveyed say the U.S. does not take their interests into account when it is making foreign policy decisions, although fewer feel this way in Japan, Greece and Germany.

Doubts about the U.S. considering the interests of other countries predate the Trump administration, and this has been the prevailing view – even among close U.S. allies – since the Center began asking the question in 2002.

Over the past two decades, few in Western Europe have felt the U.S. considers their interests

% who say the U.S. takes into account the interests of countries like theirs in making international policy decisions a great deal/fair amount

100%

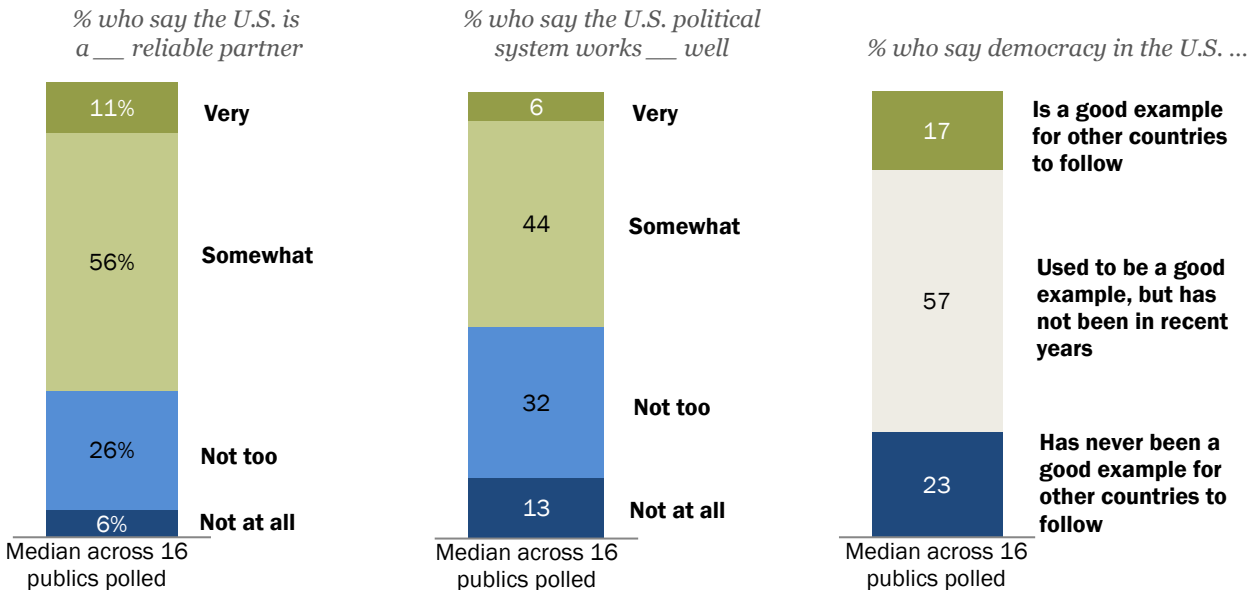


Source: Spring 2021 Global Attitudes Survey. Q17.

“America’s Image Abroad Rebounds With Transition From Trump to Biden”

PEW RESEARCH CENTER

Most say the U.S. is a somewhat reliable partner but no longer see it as a model democracy



Note: Those who did not answer are not shown.

Source: Spring 2021 Global Attitudes Survey. Q6N, Q16 & Q18.

"America's Image Abroad Rebounds With Transition From Trump to Biden"

PEW RESEARCH CENTER

Despite widely reported bilateral and multilateral tensions between the U.S. and many of its major allies and partners over the last four years, relatively few people describe the U.S. as an "unreliable partner." But neither do they express great confidence in the U.S. as an ally. Across the 16 publics polled, a median of 56% say the U.S. is *somewhat* reliable, while just 11% describe America as *very* reliable.

In addition to the concerns some have about how America engages with other nations, there are also concerns about domestic politics in the U.S. The 16 publics surveyed are divided in their views about how well the U.S. political system is functioning, with a median of only 50% saying it is working well.

And few believe American democracy, at least in its current state, serves as a good model for other nations. A median of just 17% say democracy in the U.S. is a good example for others to follow, while 57% say it used to be a good example but has not been in recent years. Another 23% do not believe it has ever been a good example.

One of the reasons for the low ratings the U.S. received in 2020 was the widespread perception that it was handling the [global pandemic](#) poorly. In the current poll, the U.S. gets significantly more positive marks for how it is handling COVID-19, but most still say the U.S. has done a bad job of dealing with the outbreak (for more, see “Global views of how U.S. has handled pandemic have improved, but few say it’s done a good job”).

In his first overseas trip as president, Biden is preparing to attend the G7 summit in the UK and the NATO summit in Brussels. Once there, he will meet with two other leaders widely trusted for their handling of world affairs.

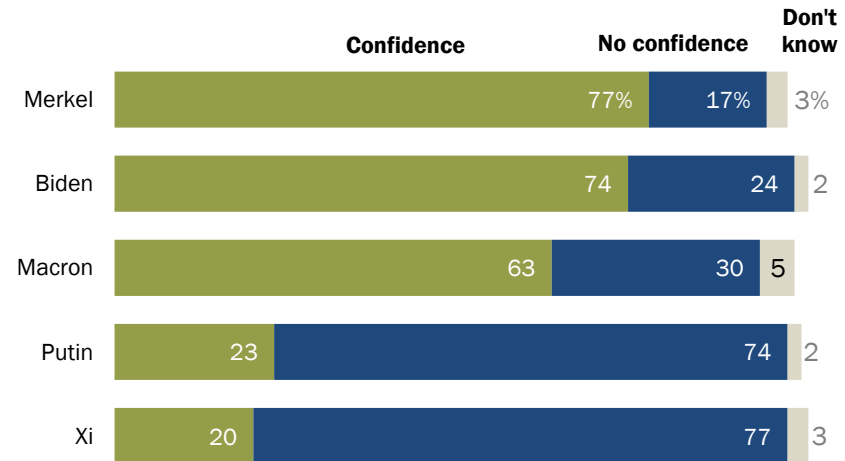
German Chancellor Angela Merkel actually receives slightly higher ratings than Biden: A median of 77% across the 16 publics surveyed express confidence in Merkel’s international leadership. A smaller median of 63% voice confidence in French President Emmanuel Macron.

Relatively few trust Russian President Vladimir Putin to do the right thing in world affairs, while Chinese President Xi Jinping has the lowest ratings on the survey.

These are among the major findings from a Pew Research Center survey conducted among 16,254 respondents in 16 publics – not including the U.S. – from March 12 to May 26, 2021. The survey also finds that views toward the U.S. and President Biden often differ by ideology and age.

Despite large gains over Trump, Biden still trails Merkel in confidence ratings

% who have ___ in each leader to do the right thing regarding world affairs



Note: Percentages are medians based on 16 publics.

Source: Spring 2021 Global Attitudes Survey, Q21a-e.

“America’s Image Abroad Rebounds With Transition From Trump to Biden”

PEW RESEARCH CENTER

Spotlight: How views of the U.S. vary with political ideology and age

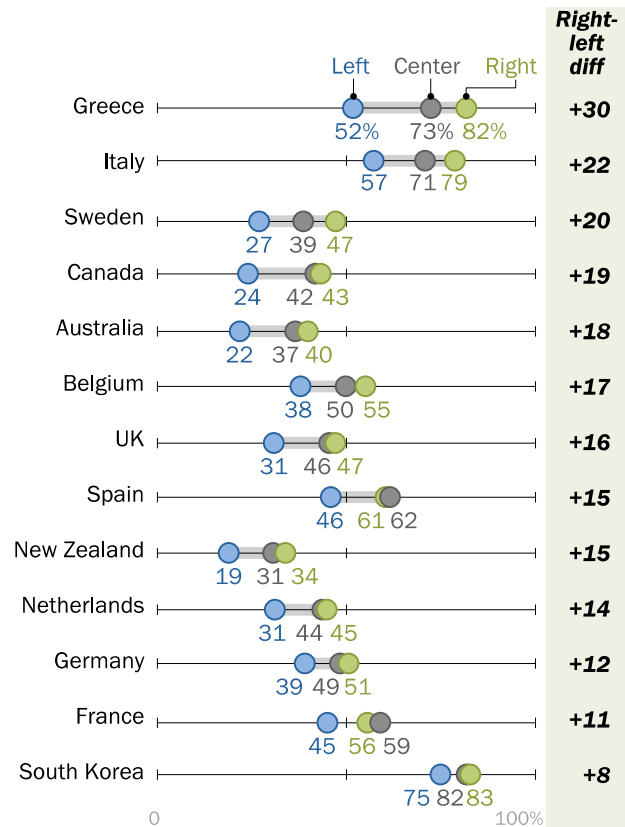
Ideology

In many of the publics surveyed, ideological orientation plays a role in how people view the U.S. and American democracy.

- People who place themselves on the right of the political spectrum are more likely to have a positive view of the U.S. in nearly every country where ideology is measured. And this general pattern has not changed much over time, with those on the right holding a more favorable view of the U.S. during the [Trump](#) and [Obama](#) administrations as well.
- In 11 countries, people on the right are more likely than those on the left to say democracy in the U.S. is a good example for other countries to follow. And in a similar set of countries, they are also more likely to think the U.S. political system works well.
- Overall, majorities on the left, center and right of the political spectrum approve of the policies included in the survey. However, Biden’s decision to allow more refugees into the U.S. is decidedly more popular among people on the left. In about half the countries, those on the left are also more likely to approve of the U.S. rejoining the World Health Organization.

Views of the U.S. political system are less positive among those on the left

% who say the political system in the United States works *well*



Note: All differences shown are statistically significant.
 Source: Spring 2021 Global Attitudes Survey, Q16.
 “America’s Image Abroad Rebounds With Transition From Trump to Biden”

PEW RESEARCH CENTER

Age

In general, favorable views of the U.S. do not vary based on age in Europe or the Asia-Pacific region. But age is a factor when it comes to confidence in the U.S. president and other world leaders.

- Across most places surveyed, adults ages 65 and older are significantly more likely than those ages 18 to 29 to have confidence in Biden to do the right things in world affairs. Trust in Biden is so high overall, however, that at least half in all age groups hold this view.

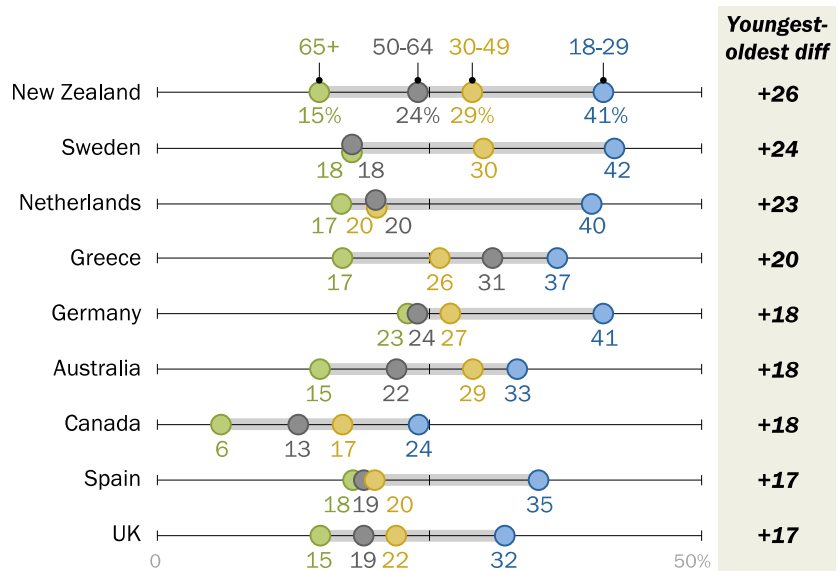
- Older adults also have more confidence in Merkel in half of the surveyed areas. Trust in Putin shows the opposite pattern, with younger adults more likely to have confidence in the Russian president in most of the publics surveyed.

- Adults under 30 also deviate from older adults

in their views of American democracy. In about half of the publics surveyed, younger adults are more likely to think democracy in the U.S. has never been a good model for other countries to follow.

Younger adults are more likely to think that democracy in the U.S. has never been a good example

*% who say that U.S. democracy has **never been** a good example for other countries to follow*



Note: Only statistically significant differences shown.
 Source: Spring 2021 Global Attitudes Survey. Q6N.
 "America's Image Abroad Rebounds With Transition From Trump to Biden"

PEW RESEARCH CENTER

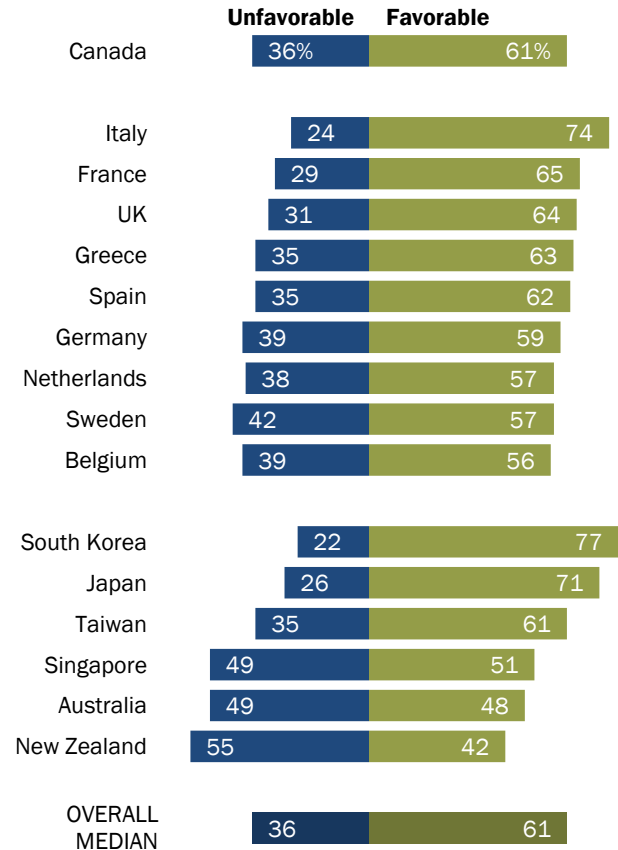
Favorable views of the U.S. have rebounded

In every place surveyed except New Zealand, around half or more have a favorable opinion of the U.S. Ratings are highest in South Korea, where 77% have positive views of the U.S., and around two-thirds or more in Japan, France and the UK say the same.

These broadly positive views reflect a sharp uptick since last summer, when ratings of the U.S. were at or near historic lows in most countries. For example, in Belgium, where only a quarter had favorable views of the U.S. last year, a 56% majority say the same today.

Most have positive views of the U.S.

% who have a ___ view of the U.S.



Note: Those who did not answer are not shown.

Source: Spring 2021 Global Attitudes Survey. Q4a.

"America's Image Abroad Rebounds With Transition From Trump to Biden"

PEW RESEARCH CENTER

In France, the UK and Germany, positive views have increased even since this past November and December. [Surveys in these three countries](#) found tepid views of the U.S. last December – after major media outlets had called the election for now-President Joe Biden but before his inauguration and the violent storming of the U.S. Capitol on Jan. 6 by a mob of Trump’s supporters. Evaluations ranged from 40% favorable in Germany to 51% in the UK. Today, positive views have increased by double digits in all three countries, with around six-in-ten or more in each of these countries now saying they view the U.S. favorably.

Favorability of the U.S. is up sharply since 2020

% who have a **favorable** view of the U.S.

■ Highest rating ■ Lowest rating

	Bill Clinton	George W. Bush								Barack Obama								Donald Trump				Joe Biden	'20-'21 change	
	'00	Mar		May		'04	'05	'06	'07	'08	'09	'10	'11	'12	'13	'14	'15	'16	'17	'18	'19	'20		'21
	%	%	%	%	%	%	%	%	%	%	%	%	%	%	%	%	%	%	%	%	%	%	%	%
France	62	62	31	42	37	43	39	39	42	75	73	75	69	64	75	73	63	46	38	48	31	65	▲ 34	
Germany	78	60	25	45	38	42	37	30	31	64	63	62	52	53	51	50	57	35	30	39	26	59	▲ 33	
Belgium	-	-	-	-	-	-	-	-	-	-	-	-	-	-	-	-	-	-	-	-	24	56	▲ 32	
Japan	77	72	-	-	-	-	63	61	50	59	66	85	72	69	66	68	72	57	67	68	41	71	▲ 30	
Italy	76	70	34	60	-	-	-	53	-	-	-	-	74	76	78	83	72	61	52	62	45	74	▲ 29	
Netherlands	-	-	-	-	45	-	-	-	-	-	-	-	-	-	-	-	65	37	34	46	30	57	▲ 27	
Canada	-	72	-	63	-	59	-	55	-	68	-	-	-	64	-	68	65	43	39	51	35	61	▲ 26	
Sweden	-	-	-	-	-	-	-	46	-	-	-	-	-	-	-	-	69	45	44	45	33	57	▲ 24	
UK	83	75	48	70	58	55	56	51	53	69	65	61	60	58	66	65	61	50	50	57	41	64	▲ 23	
Spain	50	-	14	38	-	41	23	34	33	58	61	64	58	62	60	65	59	31	42	52	40	62	▲ 22	
South Korea	58	52	-	46	-	-	-	58	70	78	79	-	-	78	82	84	-	75	80	77	59	77	▲ 18	
Australia	-	-	-	59	-	-	-	-	46	-	-	-	-	66	-	63	60	48	54	50	33	48	▲ 15	
Taiwan	-	-	-	-	-	-	-	-	-	-	-	-	-	-	-	-	-	-	-	68	-	61	-	
Greece	-	-	-	-	-	-	-	-	-	-	-	-	35	39	34	-	38	43	36	54	-	63	-	
Singapore	-	-	-	-	-	-	-	-	-	-	-	-	-	-	-	-	-	-	-	-	-	51	-	
New Zealand	-	-	-	-	-	-	-	-	-	-	-	-	-	-	-	-	-	-	-	-	-	42	-	

Note: All differences shown are statistically significant. 2000 trend is from 1999 or 2000 and provided by the U.S. Department of State.

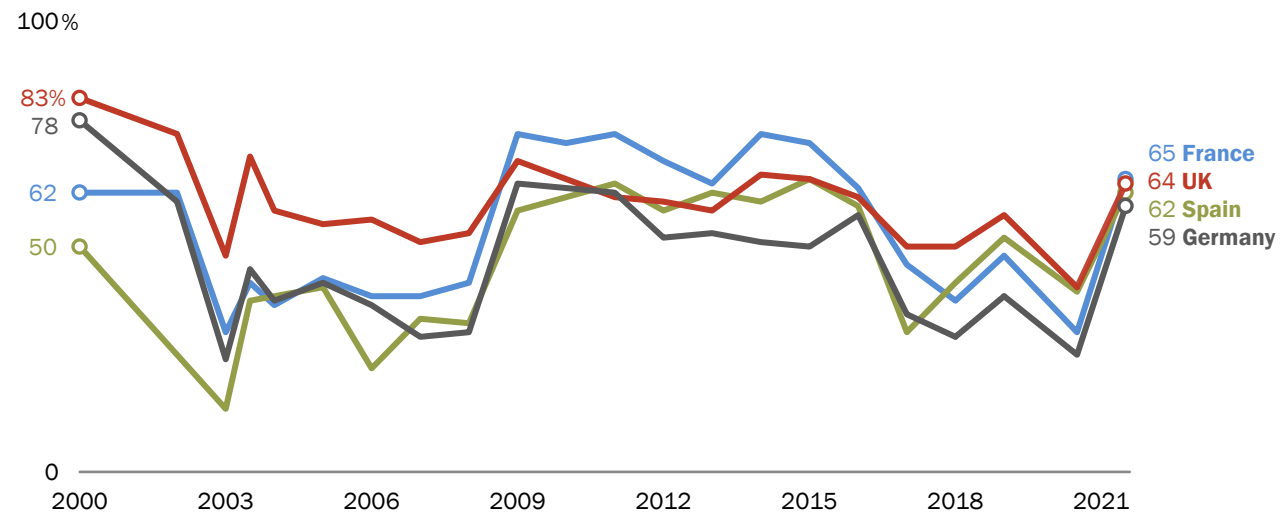
Source: Summer 2021 Global Attitudes Survey. Q4a.

“America’s Image Abroad Rebounds With Transition From Trump to Biden”

In many places, favorable views of the U.S. have now rebounded to roughly the same levels that were seen toward the end of President Obama’s second term. Take France as an example: The share who have positive views of the U.S. has more than doubled since last year, from 31% – a record low – to 65%, which is comparable to the 63% who had favorable views of the U.S. at the end of the Obama administration.

Views of U.S. rebound to Obama-era levels in key European allies

% who have a *favorable* view of the U.S.



Source: Summer 2021 Global Attitudes Survey. Q4a.

"America's Image Abroad Rebounds With Transition From Trump to Biden"

PEW RESEARCH CENTER

Views of American democracy and foreign policy both factor into how people feel about the U.S. For example, those who think the U.S. political system is working well and those who think American democracy is a good example for other countries to follow are much more likely to have favorable views of the U.S. Similarly, those who think the U.S. is a reliable partner and who think the U.S. takes other countries' interests into account also have more positive views of the superpower. And people who believe the U.S. is doing a good job of dealing with the COVID-19 pandemic are more likely to express a positive view of the country.

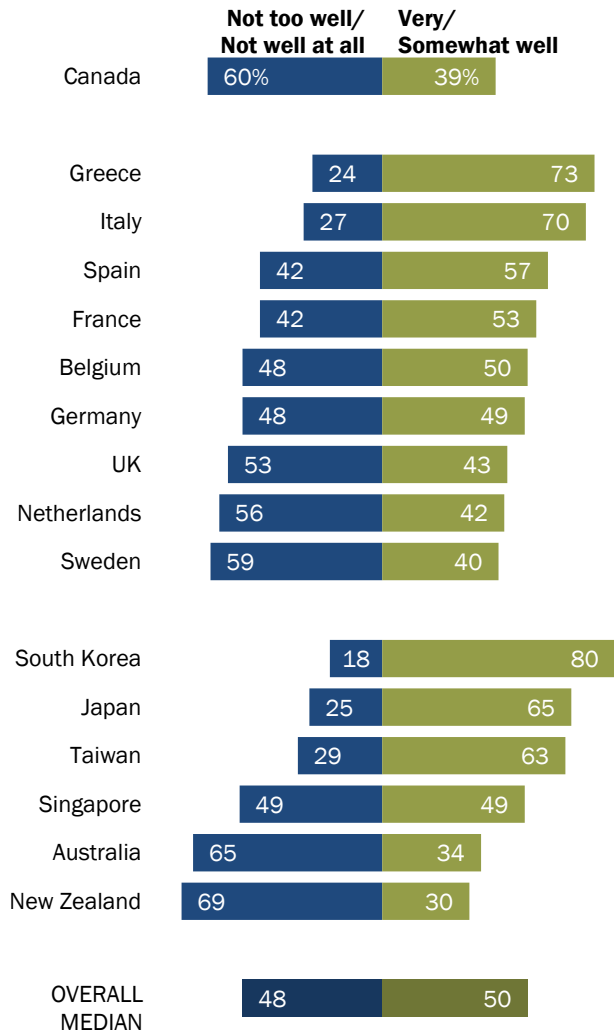
Some concerns about functioning of U.S. democracy

Majorities in New Zealand, Australia, Canada, Sweden and the Netherlands are skeptical of how the U.S. political system functions. On the flip side, majorities in South Korea, Greece, Italy, Japan, Taiwan and Spain express at least some confidence in the American system of government.

However, even among publics where majorities think the U.S. political system works at least somewhat well, this confidence is lukewarm: At most, about a fifth say the American political system functions *very* well. In most places surveyed, the share who say this is smaller than one-in-ten.

Differing views on how well American political system works

% who say the political system in the U.S. works ...



Note: Those who did not answer are not shown.

Source: Spring 2021 Global Attitudes Survey. Q16.

"America's Image Abroad Rebounds With Transition From Trump to Biden"

PEW RESEARCH CENTER

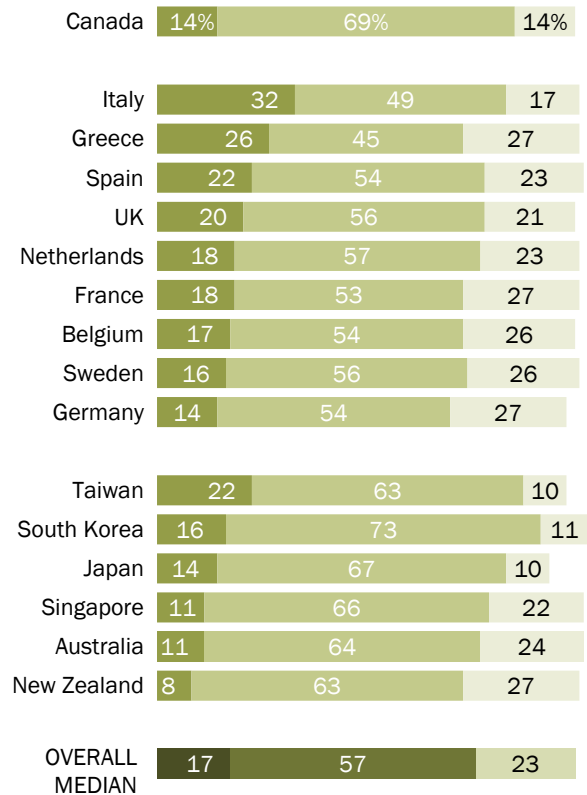
While attitudes are mixed about how well the U.S. political system functions, publics in the advanced economies surveyed are largely skeptical that democracy in the U.S. is a good example for other countries to follow. Across all publics surveyed, no more than about three-in-ten say the U.S. is currently setting a good example of democratic values.

Rather, majorities or pluralities say American democracy used to be a good example but has not been in recent years, and up to about a quarter reject the idea that the U.S. has *ever* been a good model of democracy.

Most believe the U.S. is no longer a good model of democracy

% who say democracy in the U.S. ...

- Is a good example for other countries to follow
- Used to be a good example, but has not been in recent years
- Has never been a good example for other countries to follow



Note: Those who did not answer are not shown.

Source: Spring 2021 Global Attitudes Survey. Q6N.

"America's Image Abroad Rebounds With Transition From Trump to Biden"

PEW RESEARCH CENTER

Only about a third say the U.S. considers their interests in foreign policy

Despite the sharp uptick in favorable views of the U.S. and its president in 2021, most people surveyed continue to say the U.S. doesn't take into account the interests of publics like theirs when making international policy decisions. Across the 16 publics, a median of 67% say the U.S. does not take their interests into account too much or at all, while only 34% say Washington considers their interests a great deal or fair amount.

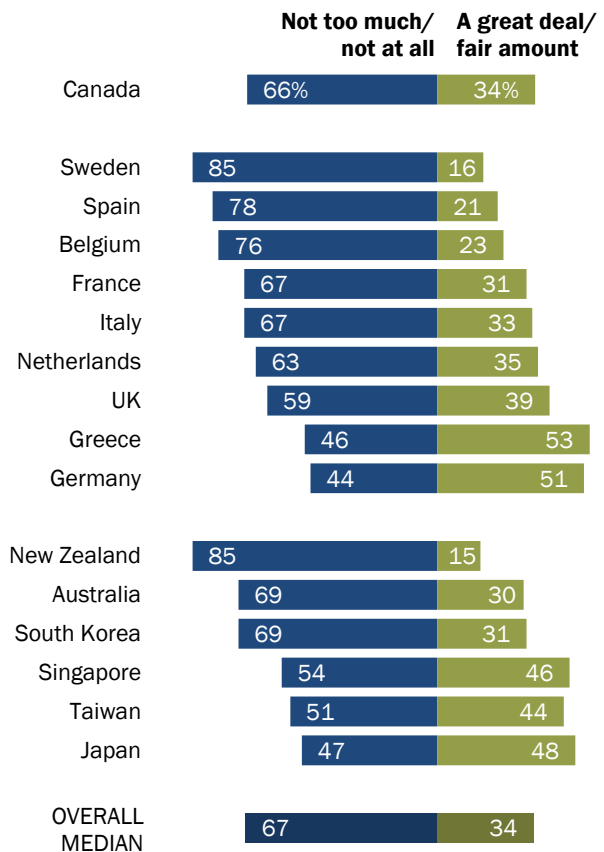
Across the European countries surveyed, there is a fair amount of variation in this assessment. As few as 16% in Sweden say the U.S. considers Sweden's interests when making foreign policy, but roughly half or more in Greece and Germany do. In Germany, this represents a 32 percentage point increase since 2018, [when this question was last asked](#). Despite this uptick, replicated across many of the European nations surveyed in both years, majorities in the region say the U.S. does not consider their interests when making foreign policy decisions.

Asian-Pacific publics also tend to say Washington discounts their interests, including 85% among New Zealanders. Around seven-in-ten in Australia and South Korea, as well as 54% in Singapore, concur that the U.S. does not consider their interests when making foreign policy.

In Taiwan, which has a [complicated unofficial relationship](#) with the U.S., 51% say the U.S. does not consider their interests, while 44% say it does. Among Japanese adults, opinions are almost equally divided between people who say the U.S. takes their views into account when making foreign policy and those that say the U.S. does not. (During the survey fielding, Japanese Prime

Few think the U.S. considers their interests when making foreign policy decisions

% who say the U.S. takes into account the interests of countries like (survey public) in making international policy decisions ...



Note: Those who did not answer are not shown.

Source: Spring 2021 Global Attitudes Survey, Q17.

"America's Image Abroad Rebounds With Transition From Trump to Biden"

PEW RESEARCH CENTER

Minister Yoshihide Suga [visited the U.S.](#), attending what was Biden's first face-to-face meeting with a foreign leader since he became president.)

There have been significant increases in the shares saying the U.S. considers their interests when making foreign policy since the question was last asked during the Trump presidency. In addition to the jump in Germany, there have been double-digit increases in such sentiment in Greece, the Netherlands, Japan, Canada, France, the UK and Spain. In Greece and Canada, this is the highest such reading in a Pew Research Center survey, even compared with the Obama era.

In many countries, more now say the U.S. considers their interests; still, relatively few hold this view

% who say the U.S. takes into account the interests of countries like (survey public) in making international policy decisions **a great deal/fair amount**

	Highest rating					Lowest rating							'18-'21 change
	'02	'03	'04	'05	'07	'09	'10	'11	'12	'13	'18	'21	
	%	%	%	%	%	%	%	%	%	%	%	%	
Germany	52	32	29	38	27	54	47	56	43	50	19	51	▲32
Greece	-	-	-	-	-	-	-	-	19	20	29	53	▲24
Netherlands	-	-	-	20	-	-	-	-	-	-	12	35	▲23
Japan	35	-	-	-	35	36	31	51	36	38	28	48	▲20
Canada	24	28	-	19	14	32	-	-	-	31	18	34	▲16
France	21	14	14	18	11	34	29	32	31	35	18	31	▲13
UK	44	44	36	32	24	43	35	40	35	40	27	39	▲12
Spain	-	22	-	19	17	19	20	19	17	18	10	21	▲11
Italy	36	36	-	-	36	-	-	-	27	41	25	33	▲8
Sweden	-	-	-	-	5	-	-	-	-	-	8	16	▲8
South Korea	23	21	-	-	16	35	32	-	-	36	24	31	▲7
Australia	-	33	-	-	-	-	-	-	-	28	30	30	0

Note: Statistically significant changes shown in **bold**.

Source: Summer 2021 Global Attitudes Survey. Q17.

"America's Image Abroad Rebounds With Transition From Trump to Biden"

PEW RESEARCH CENTER

Still, the predominant sentiment, going back to 2002 when the question was first asked, is that the U.S. does not consider the interests of countries like theirs. The election of Joe Biden has not fundamentally changed that.

Most say that the U.S. is a somewhat reliable partner

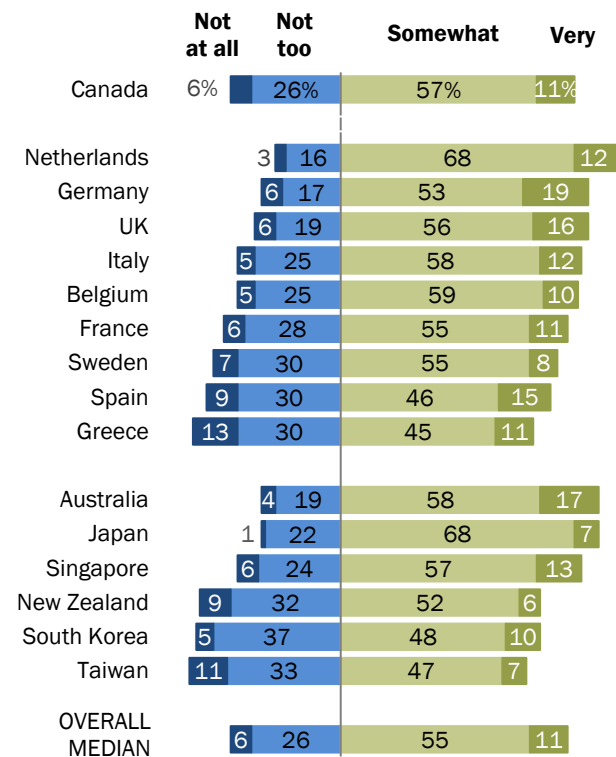
Across the 16 publics surveyed, majorities or pluralities say the U.S. is a somewhat reliable partner. But in no public surveyed do more than two-in-ten say that the U.S. is a *very* reliable partner.

At the same time, fewer than four-in ten say the U.S. is a not too reliable partner, and in no public do more than one-in-seven say that the U.S. is a not at all reliable partner.

The sentiment that the U.S. is a very or somewhat reliable partner is highest in the Netherlands (80%), Australia (75%) and Japan (75%). But 44% in Taiwan and 43% in Greece say the U.S. is not too or not at all reliable.

U.S. is seen as a reliable partner by most across 16 publics

% who say the U.S. is a ___ reliable partner



Note: Those who did not answer are not shown.

Source: Spring 2021 Global Attitudes Survey. Q18.

"America's Image Abroad Rebounds With Transition From Trump to Biden"

PEW RESEARCH CENTER

Nearly all say relations with U.S. will stay the same or get better over the next few years

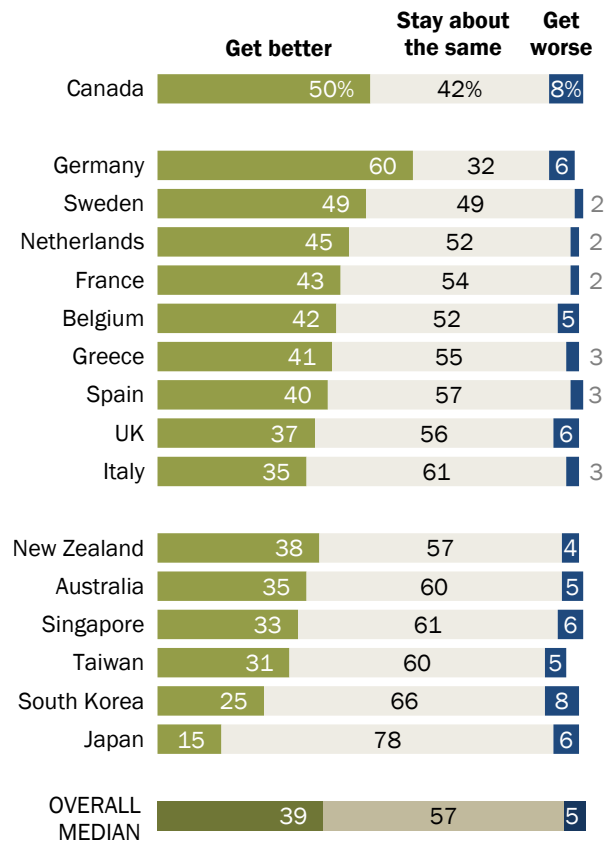
When asked whether relations with the U.S. will get better, worse or stay the same over the next few years, a median of 57% across the 16 publics say they will stay the same. While a continuation of current relations with the U.S. is the most common response, a median of 39% say relations will get better and only 5% say they will get worse.

The only place where a majority thinks relations with the U.S. will get better is Germany (60% say this), where [attitudes about the transatlantic alliance](#) have become increasingly pessimistic in recent years. Half of Canadians also say relations with their southern neighbor will get better over the next few years.

In 2017, when [this question was asked specifically](#) about then-newly elected President Trump and his effect on bilateral relations, the most common answer was also that they would remain the same. But back then, few said that relations with the U.S. would improve under Trump, and significant portions of the population thought they would deteriorate, including 56% in Germany who said this.

People expect relations with the U.S. to stay the same or get better over the next few years

% who say over the next few years, relations with the U.S. will ...



Note: Those who did not answer are not shown.

Source: Spring 2021 Global Attitudes Survey. Q22.

"America's Image Abroad Rebounds With Transition From Trump to Biden"

PEW RESEARCH CENTER

High confidence in Biden across Europe, Asia-Pacific

In the first year of his presidency, Biden enjoys positive ratings from majorities in each of the publics surveyed. Overall, a median of 74% have confidence in the U.S. president to do the right thing in world affairs.

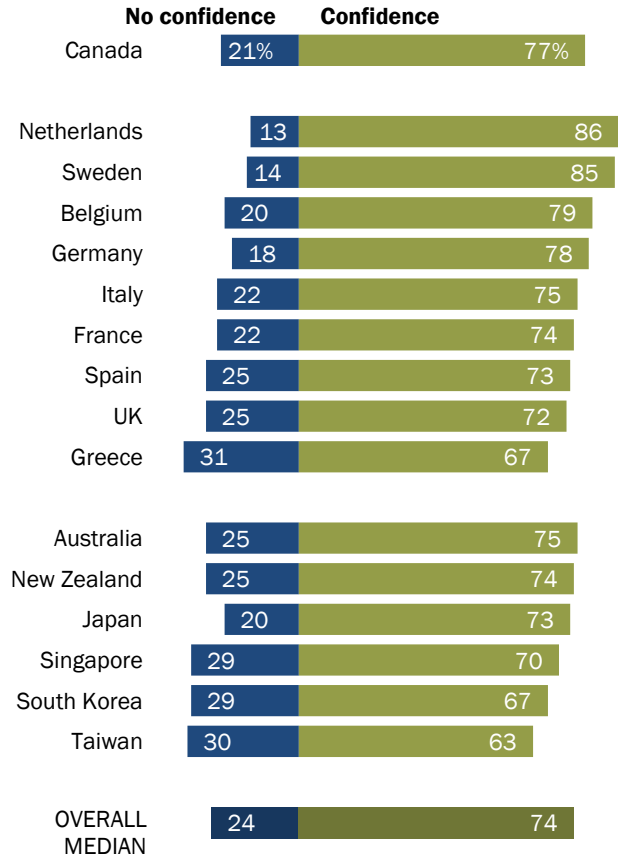
Confidence is particularly high in the Netherlands, Sweden, Belgium, Germany and Canada, where about eight-in-ten or more trust Biden when it comes to international affairs. He receives his lowest ratings in Greece, South Korea and Taiwan, though more than six-in-ten in each trust his handling of world affairs.

Widespread confidence in Biden contrasts starkly with views of his predecessor. Trust in the U.S. president was historically low in most countries surveyed during Trump's presidency. In many cases, however, the share who have confidence in Biden is not as high as the share who had confidence in Obama at the start or end of his presidency.

Germany is a good example of this pattern. In 2020, only 10% of Germans had confidence in Trump to do the right thing in world affairs (matching a previous all-time low earlier in Trump's presidency). Once Biden took office, confidence in the U.S. president increased by 68 percentage points in Germany, but it is still lower there than the all-time high of 93% in 2009, Obama's first year in office. A similar trend can be seen in Sweden, the Netherlands, France, Italy, Canada, Australia, South Korea and Japan.

Most have confidence in Biden to do the right thing internationally

% who have ___ in U.S. President Joe Biden to do the right thing regarding world affairs



Note: Those who did not answer are not shown.

Source: Spring 2021 Global Attitudes Survey, Q21a.

"America's Image Abroad Rebounds With Transition From Trump to Biden"

PEW RESEARCH CENTER

Confidence in U.S. presidents

% who have **confidence** in U.S. President ___ to do the right thing regarding world affairs

■ Highest rating ■ Lowest rating

	George W. Bush						Barack Obama								Donald Trump				Joe Biden	'20-'21 change
	'01	'03	'05	'06	'07	'08	'09	'10	'11	'12	'13	'14	'15	'16	'17	'18	'19	'20	'21	
	%	%	%	%	%	%	%	%	%	%	%	%	%	%	%	%	%	%	%	%
Sweden	-	-	-	-	21	-	-	-	-	-	-	-	-	93	10	17	18	15	85	▲70
Belgium	-	-	-	-	-	-	-	-	-	-	-	-	-	-	-	-	9	79	79	▲70
Netherlands	-	-	39	-	-	-	-	-	-	-	-	-	-	92	17	19	25	18	86	▲68
Germany	51	33	30	25	19	14	93	90	88	87	88	71	73	86	11	10	13	10	78	▲68
France	20	20	25	15	14	13	91	87	84	86	83	83	83	84	14	9	20	11	74	▲63
Italy	33	43	-	-	30	-	-	-	-	73	76	75	77	68	25	27	32	16	75	▲59
Canada	-	59	40	-	28	-	88	-	-	-	81	-	76	83	22	25	28	20	77	▲57
Spain	-	26	18	7	7	8	72	69	67	61	54	58	58	75	7	7	21	16	73	▲57
UK	30	51	38	30	24	16	86	84	75	80	72	74	76	79	22	28	32	19	72	▲53
Australia	-	59	-	-	-	23	-	-	-	-	77	-	81	84	29	32	35	23	75	▲52
South Korea	-	36	-	-	22	30	81	75	-	-	77	84	88	-	17	44	46	17	67	▲50
Japan	-	-	-	32	35	25	85	76	81	74	70	60	66	78	24	30	36	25	73	▲48
New Zealand	-	-	-	-	-	-	-	-	-	-	-	-	-	-	-	-	-	-	74	--
Singapore	-	-	-	-	-	-	-	-	-	-	-	-	-	-	-	-	-	-	70	--
Greece	-	-	-	-	-	-	-	-	-	30	35	27	-	41	19	17	25	-	67	--
Taiwan	-	-	-	-	-	-	-	-	-	-	-	-	-	-	-	-	-	-	63	--

Note: All differences shown are statistically significant.

Source: Summer 2020 Global Attitudes Survey, Q21a.

"America's Image Abroad Rebounds With Transition From Trump to Biden"

PEW RESEARCH CENTER

However, in Greece, confidence in the U.S. president is the highest it has been since Pew Research Center first asked this question there. A much higher share of Greeks have confidence in Biden compared with Obama in 2016 and earlier. Notably, [Biden has shared a positive relationship](#) with Greek Prime Minister Kyriakos Mitsotakis, and Greeks are more than twice as likely now to say the U.S. takes their country's interests into account when making policy decisions (53%) than they were when Obama was president (20% in 2013).

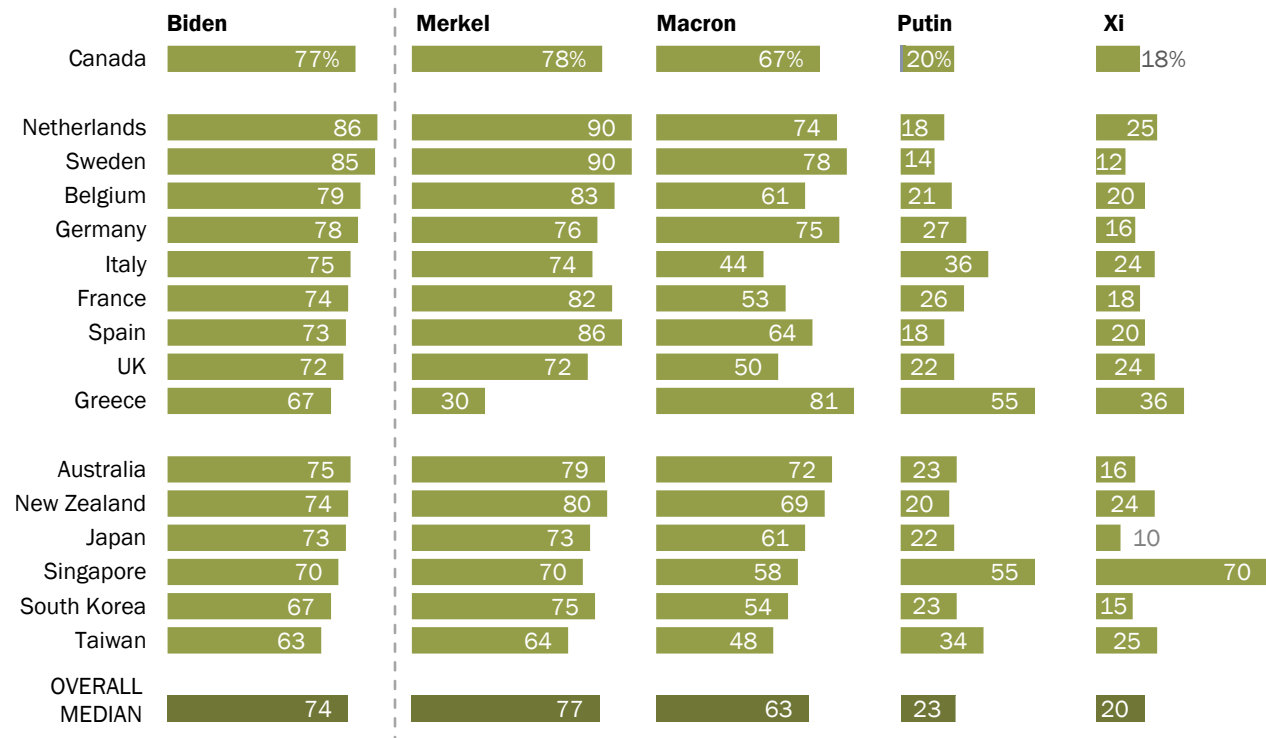
Biden more trusted than Putin and Xi, less trusted than Merkel

Publics express much more confidence in Biden than in Russian President Vladimir Putin or Chinese President Xi Jinping. Biden also fares well in comparison with French President Emmanuel Macron, but his ratings tend to trail those of German Chancellor Angela Merkel.

A median of 77% have confidence in Merkel to do the right thing in world affairs. She receives somewhat higher ratings in the Netherlands, Sweden, Spain, Belgium, France, New Zealand and Australia than in her home country, though a large majority of Germans still express confidence in the chancellor. Of the 16 publics surveyed, Greece is the only one where fewer than half hold this view. Faith in Merkel has also increased since the summer of 2020 in six of the 12 countries where data is available for both years.

Biden, Merkel and Macron score high in confidence relative to Putin and Xi

*% who have **confidence** in ___ to do the right thing regarding world affairs*



Source: Spring 2021 Global Attitudes Survey. Q21a-e.
"America's Image Abroad Rebounds With Transition From Trump to Biden"

PEW RESEARCH CENTER

A median of 63% have confidence in Macron when it comes to his handling of world affairs. Roughly eight-in-ten or more hold this view in Greece and Sweden. As with Merkel, Macron's ratings in his home country are positive, but more subdued than in other publics; 53% of people in France trust the French president to do what is right in international affairs.

Medians of only around one-in-five express confidence in Putin or Xi. Singapore and Greece are the only countries where more than half trust either president; 55% in both Greece and Singapore say they have confidence in Putin, and 70% in Singapore say the same of Xi.

Ratings for the Chinese president have been consistently low in many countries, particularly across the Western European nations surveyed, since this question was first asked in 2014. Opinion of Putin in these countries extends back even further and shows a similarly negative pattern there.

Biden seen as well-qualified to be president

Reflecting high levels of confidence in the U.S. president, overwhelming majorities say Biden is well-qualified for the position, and many see him as a strong leader. Very few view Biden as either dangerous or arrogant. And in most cases, these views are in stark contrast to views of his predecessor.

A median of 77% think Biden is well-qualified for his role as president, ranging from 64% in Japan to 84% in Sweden. Among many of these same publics polled in 2017, only a third or fewer saw Trump as well-qualified.

The gap between perceptions of the two American presidents is especially wide in Sweden and Germany. Only 10% of Swedes thought Trump was well-qualified to be president during his first year in office. In the current survey, 84% see Biden as qualified, a 74 percentage point difference. Among Germans, 6% thought Trump was well-qualified, compared with eight-in-ten who say the same of Biden this year.

A difference of roughly 50 points or more on this question appears in nearly every country where data is available for both leaders.

Biden and Trump are viewed the most similarly when it comes to perceptions of them as strong leaders. In 2017, relatively large shares saw

Widespread view that Biden is well-qualified to be president, and many see him as a strong leader

% who say President ___ is ...

	Well-qualified to be president			A strong leader		
	Trump (2017)	Biden (2021)	Diff	Trump (2017)	Biden (2021)	Diff
	%	%		%	%	
Sweden	10	84	▲ 74	41	62	▲ 21
Germany	6	80	▲ 74	44	70	▲ 26
Spain	13	82	▲ 69	58	66	▲ 8
Netherlands	12	77	▲ 65	32	61	▲ 29
France	21	83	▲ 62	54	68	▲ 14
Canada	16	78	▲ 62	38	63	▲ 25
UK	16	76	▲ 60	39	61	▲ 22
South Korea	18	77	▲ 59	47	51	▲ 4
Italy	25	77	▲ 52	62	61	▼ 1
Australia	22	72	▲ 50	45	56	▲ 11
Japan	15	64	▲ 49	51	42	▼ 9
Greece	33	69	▲ 36	55	62	▲ 7
Singapore	--	80	--	--	67	--
Belgium	--	79	--	--	65	--
New Zealand	--	74	--	--	56	--
Taiwan	--	65	--	--	34	--

Note: Statistically significant differences in **bold**.

Source: Spring 2021 Global Attitudes Survey. Q23a-b.

"America's Image Abroad Rebounds With Transition From Trump to Biden"

PEW RESEARCH CENTER

[Trump as a strong leader](#), even in countries where few had confidence in him to do the right thing

in world affairs. In countries where data is available for both leaders, more people tend to see Biden as a strong leader, but in several countries, the difference is comparatively small.

Very few people across the publics surveyed think Biden could be described as dangerous (median of 14%) or arrogant (median of 13%). This is a striking difference from how Trump was viewed early in his presidency.

For example, there is an 83-point difference in the Netherlands between those who viewed Trump as arrogant (92%) and those who currently say the same about Biden (9%). Differences of roughly 80 points or more on this question can also be seen in France, Sweden, Spain, Germany and Canada.

Similarly, majorities in each country saw Trump as dangerous in 2017, while no more than 21% hold this view of Biden, resulting in differences of roughly 40 points or more in countries where data is available for both leaders.

Few see Biden as arrogant or dangerous, in contrast to his predecessor

% who say President ___ is ...

	Arrogant			Dangerous		
	Trump (2017) %	Biden (2021) %	Diff	Trump (2017) %	Biden (2021) %	Diff
Netherlands	92	9	▼ 83	69	11	▼ 58
France	93	11	▼ 82	78	10	▼ 68
Sweden	93	11	▼ 82	74	11	▼ 63
Spain	94	14	▼ 80	76	15	▼ 61
Germany	91	11	▼ 80	76	14	▼ 62
Canada	93	14	▼ 79	72	15	▼ 57
UK	89	13	▼ 76	69	17	▼ 52
Australia	89	17	▼ 72	71	17	▼ 54
South Korea	85	14	▼ 71	76	18	▼ 58
Japan	80	11	▼ 69	56	10	▼ 46
Greece	78	14	▼ 64	55	14	▼ 41
Italy	77	13	▼ 64	58	12	▼ 46
Singapore	--	19	--	--	21	--
New Zealand	--	16	--	--	13	--
Taiwan	--	10	--	--	16	--
Belgium	--	10	--	--	12	--

Note: All differences shown are statistically significant.

Source: Spring 2021 Global Attitudes Survey. Q23c-d.

"America's Image Abroad Rebounds With Transition From Trump to Biden"

PEW RESEARCH CENTER

Biden's foreign policy agenda broadly popular across advanced economies

The Biden administration's foreign policies included on the survey enjoy widespread popularity. Of the four policies tested, the United States' reentry into the World Health Organization (WHO) garners the most approval, with a median of 89% saying they support the move. Support for this policy is most prevalent in Europe, where shares ranging from 86% to 94% approve of the U.S. returning to the organization. The move is also broadly popular in Canada and the Asia-Pacific.

Biden's foreign policy agenda met with widespread approval among 16 publics

% who **approve** of the U.S. ...

	Rejoining World Health Organization (WHO)	Rejoining the Paris climate agreement	Hosting a summit of democratic nations	Allowing more refugees into the U.S.
Canada	86%	82%	85%	74%
Sweden	94	91	83	76
Spain	92	93	91	86
Italy	90	93	92	80
France	90	91	87	70
Belgium	89	89	85	75
Greece	89	88	92	76
Netherlands	89	86	81	78
UK	87	82	84	76
Germany	86	85	82	75
New Zealand	90	84	84	80
Singapore	90	81	80	64
South Korea	88	82	92	74
Japan	87	80	87	77
Australia	86	83	87	74
Taiwan	79	77	85	61
OVERALL MEDIAN	89	85	85	76

Source: Spring 2021 Global Attitudes Survey. Q24a-d.
"America's Image Abroad Rebounds With Transition From Trump to Biden"

PEW RESEARCH CENTER

Biden's decision to recommit to the Paris climate agreement is also very well received. A median of 85% approve of the U.S. rejoining the accord. Across Europe, about nine-in-ten or more across six countries polled favor the move, with respondents in the Netherlands, Germany and the UK

following closely behind. Shares of roughly eight-in-ten or greater are also supportive in Canada and the Asia-Pacific region.

Rejoining the accord represents a reversal from former President Trump's decision to withdraw the U.S. from the agreement, a move that was [met with widespread disapproval](#) when Pew Research Center asked about it in 2017.

In all countries the Center surveyed both this year and four years ago, Biden's approach is considerably more popular than Trump's. For instance, in Spain, only 8% approved of Trump withdrawing support for international climate agreements in 2017, while 93% approve of the U.S. rejoining the Paris agreement this year, an 85 percentage point difference. In every country, rejoining the agreement is met with approval from shares at least four times as large as the shares who supported leaving it.

In addition to Biden's reversal of Trump-era withdrawals from international organizations and pacts, his plans for the U.S. to host a summit of democratic nations earns widespread approval. Across the 16 publics polled, a median of 85% express support for the convening, and in each, eight-in-ten or more say they favor the plan.

Attitudes toward this policy among several publics are divided by views of American democracy. Among most publics surveyed, those who think the U.S. is a good example of democracy for other countries to follow support the summit more than those who think the U.S. has never been a good example. For instance, in Sweden, 91% of those who think the U.S. is currently setting a good example of democratic values approve of the U.S. convening leaders from other democracies, compared with 71% of those who doubt the U.S. has ever set a good example of democracy, a 20-point difference.

Those who view the U.S. as a reliable partner are more likely to approve of the U.S. hosting a summit of democratic nations in 13 of the publics surveyed. For example, in Germany, 89% of those who think the U.S. is a reliable partner approve of this policy, whereas only 68% of those who view the U.S. as unreliable agree, a 21-point difference.

Approval of Biden's plan to increase the number of refugees allowed into the U.S. is also widespread. A median of about three-quarters support the change, and nowhere do fewer than six-in-ten agree with the decision. This comes as Biden reversed his initial goal to raise the refugee cap in the U.S. from the levels set by the Trump administration, but then [walked back the reversal](#) amid criticism.

Acknowledgments

This report is a collaborative effort based on the input and analysis of the following individuals.

Richard Wike, *Director, Global Attitudes Research*

Jacob Poushter, *Associate Director, Global Attitudes Research*

Laura Silver, *Senior Researcher*

Janell Fetterolf, *Research Associate*

Mara Mordecai, *Research Assistant*

James Bell, *Vice President, Global Strategy*

Alexandra Castillo, *Research Methodologist*

Aidan Connaughton, *Research Assistant*

Stefan S. Cornibert, *Communications Manager*

Claudia Deane, *Vice President, Research*

Kat Devlin, *Research Associate*

Moira Fagan, *Research Analyst*

Shannon Greenwood, *Digital Producer*

Christine Huang, *Research Analyst*

Michael Keegan, *Senior Information Graphics Designer*

David Kent, *Senior Copy Editor*

Nicholas O. Kent, *Research Assistant*

Gar Meng Leong, *Communications Associate*

Clark Letterman, *Senior Survey Manager*

Gracie Martinez, *Administrative Coordinator*

Martha McRoy, *Research Methodologist*

J.J. Moncus, *Research Assistant*

Patrick Moynihan, *Associate Director, International Research Methods*

Reem Nadeem, *Associate Digital Producer*

Julia O'Hanlon, *Communications Associate*

Shannon Schumacher, *Research Associate*

Methodology

About Pew Research Center's Spring 2021 Global Attitudes Survey

Results for the survey are based on telephone interviews conducted under the direction of Gallup and Langer Research Associates. The results are based on national samples, unless otherwise noted. More details about our international survey methodology and country-specific sample designs are [available here](#).

Topline questionnaire

Pew Research Center
Spring 2021 Global Attitudes Survey
June 10, 2021 Release

Methodological notes:

- Survey results are based on national samples. For further details on sample designs, see Methodology section and our [international survey methods database](#).
- Due to rounding, percentages may not total 100%. The topline “total” columns show 100%, because they are based on unrounded numbers.
- Since 2007, Pew Research Center has used an automated process to generate toplines for its Global Attitudes surveys. As a result, numbers may differ slightly from those published prior to 2007.
- Since 2020, the Italy survey has been conducted by telephone; surveys were conducted face-to-face in 2002 and 2007-2019.
- In 2021, the Greece survey was conducted by telephone; all prior surveys in Greece were conducted face-to-face.
- Not all questions included in the Spring 2021 Global Attitudes Survey are presented in this topline. Omitted questions have either been previously released or will be released in future reports.

		Q4a. Please tell me if you have a very favorable, somewhat favorable, somewhat unfavorable, or very unfavorable opinion of ____ a. the United States					
		Very favorable	Somewhat favorable	Somewhat unfavorable	Very unfavorable	DK/Refused	Total
Canada	Spring, 2021	10	51	25	11	2	100
	Summer, 2020	8	27	35	27	3	100
	Spring, 2019	10	41	30	17	3	100
	Spring, 2018	7	32	31	25	4	100
	Spring, 2017	7	36	30	21	5	100
	Spring, 2016	12	53	22	8	6	100
	Spring, 2015	14	54	21	5	6	100
	Spring, 2013	9	55	24	6	6	100
	Spring, 2009	15	53	22	6	4	100
	Spring, 2007	12	43	28	14	3	100
	Spring, 2005	18	41	25	12	3	100
	May, 2003	24	39	21	13	3	100
	Summer, 2002	24	48	19	8	3	100
Belgium	Spring, 2021	7	49	29	10	5	100
	Summer, 2020	3	21	33	42	1	100
France	Spring, 2021	6	59	21	8	6	100
	Fall, 2020	7	43	31	14	5	100
	Summer, 2020	3	28	42	25	2	100
	Spring, 2019	8	40	35	13	4	100
	Spring, 2018	4	34	37	23	2	100
	Spring, 2017	5	41	34	18	2	100
	Spring, 2016	6	57	25	6	6	100
	Spring, 2015	10	63	20	7	0	100
	Spring, 2014	10	65	18	7	0	100
	Spring, 2013	7	57	27	9	0	100
	Spring, 2012	7	62	24	7	0	100
	Spring, 2011	7	68	22	4	0	100
	Spring, 2010	5	68	21	5	0	100
	Spring, 2009	8	67	20	5	0	100
	Spring, 2008	4	38	39	18	0	100
	Spring, 2007	5	34	44	16	0	100
	Spring, 2006	2	37	43	17	1	100
	Spring, 2005	3	40	42	15	0	100
	Spring, 2004	6	31	42	20	2	100
	May, 2003	8	34	38	19	1	100
March, 2003	6	25	45	22	2	100	
Summer, 2002	8	54	26	8	3	100	
Germany	Spring, 2021	13	46	31	8	3	100
	Fall, 2020	8	32	38	17	5	100
	Summer, 2020	5	21	46	24	4	100
	Spring, 2019	5	34	44	13	3	100
	Spring, 2018	3	27	50	16	3	100
	Spring, 2017	3	32	50	12	3	100
	Spring, 2016	5	52	32	6	6	100
	Spring, 2015	2	48	36	9	4	100
	Spring, 2014	4	47	39	8	3	100
	Spring, 2013	5	48	36	4	6	100
	Spring, 2012	6	46	39	5	4	100
	Spring, 2011	4	58	32	3	3	100
	Spring, 2010	5	58	31	4	3	100
	Spring, 2009	4	60	26	7	3	100
	Spring, 2008	3	28	53	13	4	100
	Spring, 2007	2	28	47	19	4	100
	Spring, 2006	2	35	46	14	3	100
	Spring, 2005	4	38	44	10	5	100
	Spring, 2004	3	35	49	10	3	100
	May, 2003	6	39	42	12	1	100
March, 2003	4	21	41	30	4	100	
Summer, 2002	9	51	31	4	4	100	

		Q4a. Please tell me if you have a very favorable, somewhat favorable, somewhat unfavorable, or very unfavorable opinion of _____. a. the United States					
		Very favorable	Somewhat favorable	Somewhat unfavorable	Very unfavorable	DK/Refused	Total
Greece	Spring, 2021	12	51	28	7	3	100
	Spring, 2019	7	47	29	9	8	100
	Spring, 2018	4	32	40	19	5	100
	Spring, 2017	6	37	35	18	4	100
	Spring, 2016	5	33	34	24	4	100
	Spring, 2014	5	29	35	28	3	100
	Spring, 2013	6	33	35	22	4	100
	Spring, 2012	5	30	31	30	4	100
Italy	Spring, 2021	13	61	17	7	2	100
	Summer, 2020	9	36	32	23	1	100
	Spring, 2019	13	49	23	9	7	100
	Spring, 2018	8	44	30	9	9	100
	Spring, 2017	8	53	25	6	8	100
	Spring, 2016	13	59	16	7	5	100
	Spring, 2015	26	57	11	3	2	100
	Spring, 2014	18	60	14	4	4	100
	Spring, 2013	20	56	13	3	8	100
	Spring, 2012	14	60	17	5	5	100
	Spring, 2007	6	47	28	10	9	100
	May, 2003	13	47	27	11	2	100
	March, 2003	8	26	33	26	8	100
Summer, 2002	13	57	18	5	7	100	
Netherlands	Spring, 2021	7	50	30	8	5	100
	Summer, 2020	5	25	39	30	1	100
	Spring, 2019	6	40	35	17	2	100
	Spring, 2018	5	29	42	20	4	100
	Spring, 2017	4	33	43	16	4	100
	Spring, 2016	7	58	24	5	6	100
	Spring, 2005	5	40	40	14	2	100
Spain	Spring, 2021	18	44	25	10	3	100
	Summer, 2020	14	26	36	22	2	100
	Spring, 2019	17	35	27	16	4	100
	Spring, 2018	13	29	30	24	4	100
	Spring, 2017	8	23	37	23	10	100
	Spring, 2016	16	43	19	7	14	100
	Spring, 2015	15	50	21	6	8	100
	Spring, 2014	9	51	29	5	6	100
	Spring, 2013	17	45	22	7	9	100
	Spring, 2012	15	43	22	10	10	100
	Spring, 2011	14	50	22	7	6	100
	Spring, 2010	8	53	23	5	11	100
	Spring, 2009	7	51	22	6	14	100
	Spring, 2008	2	31	33	22	12	100
	Spring, 2007	2	32	32	28	6	100
	Spring, 2006	4	19	37	36	5	100
	Spring, 2005	14	27	34	16	9	100
	May, 2003	8	30	29	26	6	100
March, 2003	3	11	35	39	12	100	
Sweden	Spring, 2021	9	48	36	6	1	100
	Summer, 2020	6	27	43	22	1	100
	Spring, 2019	7	38	39	12	3	100
	Spring, 2018	8	36	40	10	5	100
	Spring, 2017	5	40	40	11	4	100
	Spring, 2016	12	57	24	4	2	100
	Spring, 2007	9	37	37	12	6	100

		Q4a. Please tell me if you have a very favorable, somewhat favorable, somewhat unfavorable, or very unfavorable opinion of _____. a. the United States					
		Very favorable	Somewhat favorable	Somewhat unfavorable	Very unfavorable	DK/Refused	Total
United Kingdom	Spring, 2021	11	53	21	10	4	100
	Fall, 2020	12	39	27	12	10	100
	Summer, 2020	9	32	34	22	3	100
	Spring, 2019	16	41	28	12	4	100
	Spring, 2018	12	38	27	16	8	100
	Spring, 2017	13	37	28	12	10	100
	Spring, 2016	14	47	20	6	12	100
	Spring, 2015	16	49	17	7	11	100
	Spring, 2014	13	53	19	8	7	100
	Spring, 2013	10	48	22	8	12	100
	Spring, 2012	10	50	24	7	9	100
	Spring, 2011	12	49	22	6	12	100
	Spring, 2010	14	51	18	6	10	100
	Spring, 2009	13	56	14	6	10	100
	Spring, 2008	8	45	25	12	10	100
	Spring, 2007	9	42	29	13	7	100
	Spring, 2006	11	45	20	13	11	100
	Spring, 2005	13	42	27	11	7	100
	Spring, 2004	15	43	24	10	8	100
	May, 2003	18	52	14	12	5	100
March, 2003	14	34	24	16	11	100	
Summer, 2002	27	48	12	4	9	100	
Australia	Spring, 2021	7	41	33	16	2	100
	Summer, 2020	7	26	38	26	3	100
	Spring, 2019	8	42	30	15	5	100
	Spring, 2018	9	45	29	13	4	100
	Spring, 2017	9	39	30	18	4	100
	Spring, 2016	10	50	28	6	6	100
	Spring, 2015	12	51	22	6	8	100
	Spring, 2013	9	57	22	8	4	100
	Spring, 2008	6	40	34	14	6	100
May, 2003	16	43	27	11	3	100	
Japan	Spring, 2021	7	64	24	2	4	100
	Summer, 2020	4	37	41	13	5	100
	Spring, 2019	8	60	26	4	2	100
	Spring, 2018	8	59	25	4	4	100
	Spring, 2017	6	51	33	6	4	100
	Spring, 2016	10	62	21	2	5	100
	Spring, 2015	8	60	25	4	3	100
	Spring, 2014	6	60	28	2	3	100
	Spring, 2013	8	61	26	3	3	100
	Spring, 2012	12	60	22	5	2	100
	Spring, 2011	26	59	13	1	1	100
	Spring, 2010	7	59	28	4	2	100
	Spring, 2009	6	53	34	3	3	100
	Spring, 2008	4	46	41	7	2	100
	Spring, 2007	8	53	33	3	3	100
Spring, 2006	8	55	29	6	3	100	
Summer, 2002	13	59	23	3	2	100	
New Zealand	Spring, 2021	4	38	37	18	2	100
Singapore	Spring, 2021	9	42	34	15	1	100

		Q4a. Please tell me if you have a very favorable, somewhat favorable, somewhat unfavorable, or very unfavorable opinion of _____. a. the United States					
		Very favorable	Somewhat favorable	Somewhat unfavorable	Very unfavorable	DK/Refused	Total
South Korea	Spring, 2021	9	68	19	3	2	100
	Summer, 2020	6	53	31	8	2	100
	Spring, 2019	10	67	19	2	2	100
	Spring, 2018	9	71	16	2	2	100
	Spring, 2017	7	68	22	1	2	100
	Spring, 2015	9	75	13	1	2	100
	Spring, 2014	8	74	15	2	1	100
	Spring, 2013	8	70	18	2	2	100
	Spring, 2010	9	70	16	2	4	100
	Spring, 2009	4	74	17	2	3	100
	Spring, 2008	4	66	25	3	2	100
	Spring, 2007	3	55	33	5	5	100
	May, 2003	3	43	39	11	4	100
	Summer, 2002	4	48	37	7	3	100
Taiwan	Spring, 2021	9	52	27	8	4	100
	October, 2019	11	57	20	9	3	100

		Q6N. Which statement comes closest to your view, even if none are exactly right? Democracy in the United States...				
		Is a good example for other countries to follow	Used to be a good example, but has not been in recent years	Has never been a good example for other countries to follow	DK/Refused	Total
Canada	Spring, 2021	14	69	14	2	100
Belgium	Spring, 2021	17	54	26	2	100
France	Spring, 2021	18	53	27	3	100
Germany	Spring, 2021	14	54	27	5	100
Greece	Spring, 2021	26	45	27	2	100
Italy	Spring, 2021	32	49	17	2	100
Netherlands	Spring, 2021	18	57	23	2	100
Spain	Spring, 2021	22	54	23	1	100
Sweden	Spring, 2021	16	56	26	1	100
United Kingdom	Spring, 2021	20	56	21	3	100
Australia	Spring, 2021	11	64	24	1	100
Japan	Spring, 2021	14	67	10	9	100
New Zealand	Spring, 2021	8	63	27	2	100
Singapore	Spring, 2021	11	66	22	1	100
South Korea	Spring, 2021	16	73	11	1	100
Taiwan	Spring, 2021	22	63	10	5	100

		Q16. Thinking about the political system in the United States, would you say it works very well, somewhat well, not too well, or not well at all?					
		Very well	Somewhat well	Not too well	Not well at all	DK/Refused	Total
Canada	Spring, 2021	4	35	32	28	1	100
Belgium	Spring, 2021	7	43	34	14	3	100
France	Spring, 2021	6	47	32	10	5	100
Germany	Spring, 2021	8	41	36	12	3	100
Greece	Spring, 2021	18	55	16	8	3	100
Italy	Spring, 2021	11	59	23	4	2	100
Netherlands	Spring, 2021	4	38	33	23	1	100
Spain	Spring, 2021	8	49	31	11	1	100
Sweden	Spring, 2021	2	38	43	16	1	100
United Kingdom	Spring, 2021	7	36	30	23	4	100
Australia	Spring, 2021	3	31	34	31	1	100
Japan	Spring, 2021	4	61	23	2	10	100
New Zealand	Spring, 2021	3	27	36	33	1	100
Singapore	Spring, 2021	5	44	35	14	2	100
South Korea	Spring, 2021	14	66	17	1	2	100
Taiwan	Spring, 2021	5	58	26	3	8	100

		Q17. In making international policy decisions, to what extent do you think the United States takes into account the interests of countries like (survey public) – a great deal, a fair amount, not too much, or not at all?					
		Great deal	Fair amount	Not too much	Not at all	DK/Refused	Total
Canada	Spring, 2021	5	29	52	14	1	100
	Spring, 2018	3	15	53	29	0	100
	Spring, 2013	5	26	52	14	3	100
	Spring, 2009	6	26	54	12	2	100
	Spring, 2007	2	12	50	33	2	100
	Spring, 2005	4	15	55	25	1	100
	May, 2003	5	23	42	28	2	100
	Summer, 2002	7	17	47	26	2	100
Belgium	Spring, 2021	2	21	51	25	2	100
France	Spring, 2021	6	25	42	25	2	100
	Spring, 2018	1	17	40	41	0	100
	Spring, 2013	6	29	43	22	0	100
	Spring, 2012	5	26	46	23	0	100
	Spring, 2011	2	30	49	18	0	100
	Spring, 2010	3	26	51	20	0	100
	Spring, 2009	3	31	52	14	0	100
	Spring, 2007	1	10	49	40	0	100
	Spring, 2005	2	16	51	31	0	100
	Spring, 2004	3	11	51	33	1	100
	May, 2003	1	13	44	41	0	100
Summer, 2002	4	17	50	26	3	100	
Germany	Spring, 2021	7	44	32	12	4	100
	Spring, 2018	2	17	51	29	2	100
	Spring, 2013	7	43	40	8	2	100
	Spring, 2012	6	37	43	11	3	100
	Spring, 2011	5	51	36	6	1	100
	Spring, 2010	4	43	42	9	2	100
	Spring, 2009	5	49	34	8	3	100
	Spring, 2007	3	24	49	22	3	100
	Spring, 2005	3	35	44	15	3	100
	Spring, 2004	3	26	47	22	2	100
	May, 2003	3	29	42	24	2	100
Summer, 2002	9	43	34	10	3	100	
Greece	Spring, 2021	11	42	24	22	1	100
	Spring, 2018	3	26	31	39	1	100
	Spring, 2013	2	18	32	47	1	100
	Spring, 2012	4	15	30	49	2	100

		Q17. In making international policy decisions, to what extent do you think the United States takes into account the interests of countries like (survey public) – a great deal, a fair amount, not too much, or not at all?					
		Great deal	Fair amount	Not too much	Not at all	DK/Refused	Total
Italy	Spring, 2021	4	29	48	19	1	100
	Spring, 2018	2	23	46	24	5	100
	Spring, 2013	5	36	38	15	5	100
	Spring, 2012	3	24	45	22	6	100
	Spring, 2007	3	33	37	17	10	100
	May, 2003	6	30	41	21	2	100
	Summer, 2002	6	30	41	17	6	100
Netherlands	Spring, 2021	2	33	50	13	2	100
	Spring, 2018	1	11	55	31	2	100
	Spring, 2005	4	16	51	28	2	100
Spain	Spring, 2021	8	13	45	33	1	100
	Spring, 2018	3	7	34	56	1	100
	Spring, 2013	6	12	46	34	1	100
	Spring, 2012	6	11	41	41	1	100
	Spring, 2011	6	13	53	28	1	100
	Spring, 2010	6	14	49	27	5	100
	Spring, 2009	5	14	47	31	3	100
	Spring, 2007	3	14	31	44	7	100
	Spring, 2005	7	12	29	47	4	100
	May, 2003	7	15	40	34	4	100
Sweden	Spring, 2021	2	14	56	29	0	100
	Spring, 2018	1	7	57	35	1	100
	Spring, 2007	0	5	54	37	4	100
United Kingdom	Spring, 2021	7	32	46	13	3	100
	Spring, 2018	6	21	50	22	2	100
	Spring, 2013	7	33	45	12	3	100
	Spring, 2012	6	29	48	15	1	100
	Spring, 2011	7	33	44	15	2	100
	Spring, 2010	5	30	44	18	3	100
	Spring, 2009	8	35	44	12	2	100
	Spring, 2007	7	17	45	29	3	100
	Spring, 2005	8	24	44	22	2	100
	Spring, 2004	7	29	43	18	2	100
	May, 2003	7	37	39	16	1	100
	Summer, 2002	11	33	37	15	4	100
Australia	Spring, 2021	4	26	56	13	1	100
	Spring, 2018	5	25	51	17	2	100
	Spring, 2013	5	23	57	14	1	100
	May, 2003	8	25	45	21	1	100
Japan	Spring, 2021	4	44	42	5	5	100
	Spring, 2018	1	27	56	15	2	100
	Spring, 2013	2	36	49	10	3	100
	Spring, 2012	2	34	48	12	3	100
	Spring, 2011	4	47	39	6	4	100
	Spring, 2010	2	29	54	12	2	100
	Spring, 2009	2	34	51	10	4	100
	Spring, 2007	3	32	49	9	7	100
Summer, 2002	3	32	49	10	5	100	
New Zealand	Spring, 2021	3	12	58	27	1	100
Singapore	Spring, 2021	10	36	38	16	1	100
South Korea	Spring, 2021	5	26	57	12	1	100
	Spring, 2018	4	20	58	17	1	100
	Spring, 2013	5	31	51	11	2	100
	Spring, 2010	6	26	59	7	2	100
	Spring, 2009	5	30	58	5	2	100
	Spring, 2007	5	11	58	21	5	100
	May, 2003	4	17	57	19	2	100
Summer, 2002	5	18	54	19	5	100	
Taiwan	Spring, 2021	9	35	32	19	5	100

		Q18. In general, how reliable is the United States as a partner to (survey public)? Is the United States very reliable, somewhat reliable, not too reliable or not at all reliable as a partner?					
		Very reliable	Somewhat reliable	Not too reliable	Not at all reliable	DK/Refused	Total
Canada	Spring, 2021	11	57	26	6	0	100
Belgium	Spring, 2021	10	59	25	5	1	100
France	Spring, 2021	11	55	28	6	1	100
Germany	Spring, 2021	19	53	17	6	4	100
Greece	Spring, 2021	11	45	30	13	1	100
Italy	Spring, 2021	12	58	25	5	1	100
Netherlands	Spring, 2021	12	68	16	3	1	100
Spain	Spring, 2021	15	46	30	9	1	100
Sweden	Spring, 2021	8	55	30	7	1	100
United Kingdom	Spring, 2021	16	56	19	6	3	100
Australia	Spring, 2021	17	58	19	4	1	100
Japan	Spring, 2021	7	68	22	1	2	100
New Zealand	Spring, 2021	6	52	32	9	1	100
Singapore	Spring, 2021	13	57	24	6	1	100
South Korea	Spring, 2021	10	48	37	5	0	100
Taiwan	Spring, 2021	7	47	33	11	3	100

		Q21a. For each, tell me how much confidence you have in each leader to do the right thing regarding world affairs – a lot of confidence, some confidence, not too much confidence, or no confidence at all. a. U.S. President Joe Biden					
		A lot of confidence	Some confidence	Not too much confidence	No confidence at all	DK/Refused	Total
Canada	Spring, 2021	25	52	10	11	2	100
Belgium	Spring, 2021	27	52	12	8	1	100
France	Spring, 2021	15	59	12	10	3	100
	Fall, 2020	13	59	14	9	5	100
Germany	Spring, 2021	32	46	10	8	3	100
	Fall, 2020	28	51	10	9	3	100
Greece	Spring, 2021	25	42	18	13	2	100
Italy	Spring, 2021	24	51	17	5	2	100
Netherlands	Spring, 2021	33	53	6	7	1	100
Spain	Spring, 2021	28	45	18	7	1	100
Sweden	Spring, 2021	23	62	10	4	1	100
United Kingdom	Spring, 2021	21	51	15	10	3	100
	Fall, 2020	20	45	17	9	9	100
Australia	Spring, 2021	19	56	13	12	1	100
Japan	Spring, 2021	9	64	17	3	7	100
New Zealand	Spring, 2021	13	61	15	10	1	100
Singapore	Spring, 2021	16	54	23	6	1	100
South Korea	Spring, 2021	10	57	26	3	4	100
Taiwan	Spring, 2021	8	55	26	4	7	100

In Fall 2020, asked 'U.S. President-elect Joe Biden'.

			How much confidence do you have in the U.S. president (Bush '01-'08, Obama '09-'16, Trump '17-Summer '20, Biden Fall '20-'21) to do the right thing regarding world affairs – a lot of confidence, some confidence, not too much confidence or no confidence at all?						
			A lot of confidence	Some confidence	Not too much confidence	No confidence at all	DK/Refused	Total	
Canada	Biden	Spring, 2021	25	52	10	11	2	100	
		Trump	Summer, 2020	5	15	13	67	1	100
	Trump	Spring, 2019	7	21	21	50	2	100	
		Spring, 2018	7	18	19	56	1	100	
		Spring, 2017	6	16	21	54	3	100	
		Obama	Spring, 2016	40	43	8	7	3	100
			Spring, 2015	24	52	15	8	2	100
	Spring, 2013		29	52	11	6	2	100	
	Bush	Spring, 2009	47	41	5	4	3	100	
		Spring, 2007	6	22	23	47	2	100	
Spring, 2005		9	31	27	33	1	100		
May, 2003	23	36	18	21	2	100			
	Belgium	Biden	Spring, 2021	27	52	12	8	1	100
	Trump	Summer, 2020	1	8	12	78	1	100	
France	Biden	Spring, 2021	15	59	12	10	3	100	
		Fall, 2020	13	59	14	9	5	100	
	Trump	Summer, 2020	2	9	13	75	1	100	
		Spring, 2019	4	16	19	59	1	100	
		Spring, 2018	1	8	21	69	0	100	
		Spring, 2017	2	12	24	62	1	100	
	Obama	Spring, 2016	28	56	8	6	1	100	
		Spring, 2015	24	59	10	7	0	100	
		Spring, 2014	29	54	7	10	0	100	
		Spring, 2013	14	69	9	8	0	100	
		Spring, 2012	23	63	9	5	0	100	
		Spring, 2011	23	61	10	5	0	100	
		Spring, 2010	25	62	9	5	0	100	
		Spring, 2009	34	57	5	3	0	100	
	Bush	Spring, 2008	3	10	26	61	0	100	
		Spring, 2007	1	13	26	59	0	100	
		Spring, 2006	2	13	23	62	0	100	
		Spring, 2005	5	20	27	48	0	100	
		May, 2003	3	17	28	51	0	100	
		August, 2001	2	18	43	32	5	100	
Germany	Biden	Spring, 2021	32	46	10	8	3	100	
		Fall, 2020	28	51	10	9	3	100	
	Trump	Summer, 2020	4	6	10	79	1	100	
		Spring, 2019	3	10	21	64	2	100	
		Spring, 2018	2	8	21	69	0	100	
		Spring, 2017	1	10	34	53	1	100	
	Obama	Spring, 2016	47	39	9	4	1	100	
		Spring, 2015	22	51	18	9	0	100	
		Spring, 2014	20	51	21	7	1	100	
		Spring, 2013	37	51	7	4	1	100	
		Spring, 2012	40	47	9	3	1	100	
		Spring, 2011	37	51	9	3	1	100	
		Spring, 2010	46	44	6	3	0	100	
		Spring, 2009	56	37	3	2	2	100	
	Bush	Spring, 2008	4	10	26	59	1	100	
		Spring, 2007	1	18	31	49	1	100	
Spring, 2006		3	22	26	46	2	100		
Spring, 2005		8	22	34	35	1	100		
May, 2003		8	25	28	38	1	100		
August, 2001	3	48	27	19	3	100			
Greece	Biden	Spring, 2021	25	42	18	13	2	100	
	Trump	Spring, 2019	2	23	32	41	3	100	
		Spring, 2018	2	15	32	51	1	100	
		Spring, 2017	3	16	34	42	5	100	
	Obama	Spring, 2016	6	35	31	27	2	100	
		Spring, 2014	3	24	35	36	2	100	
Spring, 2013		3	32	38	24	3	100		
Spring, 2012	4	26	26	42	3	100			
Italy	Biden	Spring, 2021	24	51	17	5	2	100	

			How much confidence do you have in the U.S. president (Bush '01-'08, Obama '09-'16, Trump '17-Summer '20, Biden Fall '20-'21) to do the right thing regarding world affairs — a lot of confidence, some confidence, not too much confidence or no confidence at all?					
			A lot of confidence	Some confidence	Not too much confidence	No confidence at all	DK/Refused	Total
	Trump	Summer, 2020	5	11	34	50	0	100
		Spring, 2019	8	24	33	29	5	100
		Spring, 2018	4	23	37	33	4	100
		Spring, 2017	4	21	33	33	9	100
	Obama	Spring, 2016	24	44	16	10	6	100
		Spring, 2015	21	56	17	4	2	100
		Spring, 2014	21	54	17	6	2	100
		Spring, 2013	20	56	14	4	6	100
	Bush	Spring, 2012	19	54	18	5	4	100
		Spring, 2007	2	28	32	29	8	100
		May, 2003	12	31	32	24	1	100
		August, 2001	3	30	43	16	8	100
Netherlands	Biden	Spring, 2021	33	53	6	7	1	100
	Trump	Summer, 2020	4	14	19	63	1	100
		Spring, 2019	4	21	28	46	1	100
		Spring, 2018	3	16	31	50	1	100
		Spring, 2017	2	15	33	48	1	100
	Obama	Spring, 2016	53	39	5	2	1	100
	Bush	Spring, 2005	10	29	32	27	1	100
	Spain	Biden	Spring, 2021	28	45	18	7	1
Trump		Summer, 2020	6	10	22	61	0	100
		Spring, 2019	7	14	32	46	1	100
		Spring, 2018	1	6	24	69	0	100
		Spring, 2017	2	5	21	71	2	100
Obama		Spring, 2016	17	58	18	5	2	100
		Spring, 2015	9	49	32	9	1	100
		Spring, 2014	11	47	26	14	1	100
		Spring, 2013	7	47	36	8	2	100
		Spring, 2012	9	52	28	9	1	100
		Spring, 2011	11	56	25	7	1	100
		Spring, 2010	16	53	22	7	2	100
Bush		Spring, 2009	17	55	15	7	5	100
		Spring, 2008	2	6	24	64	5	100
		Spring, 2007	1	6	29	59	4	100
		Spring, 2006	2	5	19	71	3	100
		Spring, 2005	4	14	33	47	2	100
May, 2003		9	17	15	56	3	100	
Sweden	Biden	Spring, 2021	23	62	10	4	1	100
	Trump	Summer, 2020	3	12	16	69	0	100
		Spring, 2019	4	14	26	55	1	100
		Spring, 2018	3	14	26	56	1	100
		Spring, 2017	1	9	24	66	1	100
	Obama	Spring, 2016	54	39	3	5	0	100
	Bush	Spring, 2007	2	19	32	42	5	100
	United Kingdom	Biden	Spring, 2021	21	51	15	10	3
Fall, 2020			20	45	17	9	9	100
Trump		Summer, 2020	7	12	16	65	1	100
		Spring, 2019	11	21	19	48	1	100
		Spring, 2018	7	21	24	46	2	100
		Spring, 2017	5	17	21	54	3	100
Obama		Spring, 2016	38	41	10	10	2	100
		Spring, 2015	23	53	12	10	2	100
		Spring, 2014	26	48	14	10	1	100
		Spring, 2013	24	48	18	6	3	100
		Spring, 2012	25	55	12	6	2	100
		Spring, 2011	28	47	14	8	3	100
		Spring, 2010	36	48	7	6	4	100
		Spring, 2009	43	43	5	5	4	100
Bush		Spring, 2008	3	13	22	59	3	100
		Spring, 2007	5	19	25	45	5	100
		Spring, 2006	4	26	26	42	2	100
		Spring, 2005	9	29	27	33	2	100
		May, 2003	16	35	25	22	1	100
August, 2001	4	26	36	28	6	100		
Australia	Biden	Spring, 2021	19	56	13	12	1	100

			How much confidence do you have in the U.S. president (Bush '01-'08, Obama '09-'16, Trump '17-Summer '20, Biden Fall '20-'21) to do the right thing regarding world affairs – a lot of confidence, some confidence, not too much confidence or no confidence at all?					
			A lot of confidence	Some confidence	Not too much confidence	No confidence at all	DK/Refused	Total
	Trump	Summer, 2020	8	15	16	60	1	100
		Spring, 2019	7	28	22	42	1	100
		Spring, 2018	7	25	24	42	1	100
		Spring, 2017	8	21	20	50	1	100
	Obama	Spring, 2016	40	44	9	6	1	100
		Spring, 2015	29	52	12	6	1	100
		Spring, 2013	32	45	16	5	2	100
	Bush	Spring, 2008	4	19	25	51	1	100
		May, 2003	17	42	20	21	0	100
	Japan	Biden	Spring, 2021	9	64	17	3	7
Trump		Summer, 2020	5	20	38	30	6	100
		Spring, 2019	5	31	45	16	3	100
		Spring, 2018	3	27	48	18	5	100
		Spring, 2017	2	22	52	20	4	100
Obama		Spring, 2016	17	61	15	2	5	100
		Spring, 2015	10	56	25	4	5	100
		Spring, 2014	6	54	33	3	5	100
		Spring, 2013	6	64	25	2	4	100
		Spring, 2012	8	66	19	3	4	100
		Spring, 2011	14	67	12	1	6	100
		Spring, 2010	15	61	17	2	5	100
Bush		Spring, 2009	29	56	8	1	6	100
		Spring, 2008	2	23	43	26	5	100
		Spring, 2007	2	33	45	13	7	100
	Spring, 2006	5	27	43	24	0	100	
New Zealand	Biden	Spring, 2021	13	61	15	10	1	100
Singapore	Biden	Spring, 2021	16	54	23	6	1	100
South Korea	Biden	Spring, 2021	10	57	26	3	4	100
	Trump	Summer, 2020	2	15	41	41	1	100
		Spring, 2019	6	40	39	13	1	100
		Spring, 2018	8	36	41	13	1	100
		Spring, 2017	3	14	48	30	6	100
	Obama	Spring, 2015	21	67	11	1	0	100
		Spring, 2014	19	65	14	1	1	100
		Spring, 2013	9	68	18	2	3	100
		Spring, 2010	13	62	17	1	7	100
		Spring, 2009	9	72	11	1	7	100
	Bush	Spring, 2008	1	29	53	11	6	100
Spring, 2007		1	21	51	22	6	100	
May, 2003		12	24	34	27	3	100	
Taiwan	Biden	Spring, 2021	8	55	26	4	7	100

		Q21b. For each, tell me how much confidence you have in each leader to do the right thing regarding world affairs – a lot of confidence, some confidence, not too much confidence, or no confidence at all. b. Chinese President Xi Jinping					
		A lot of confidence	Some confidence	Not too much confidence	No confidence at all	DK/Refused	Total
Canada	Spring, 2021	3	15	28	50	4	100
	Summer, 2020	2	20	27	47	4	100
	Spring, 2019	4	29	28	32	7	100
	Spring, 2018	5	37	30	19	9	100
	Spring, 2017	3	27	29	22	19	100
Belgium	Spring, 2021	2	18	34	42	3	100
	Summer, 2020	1	21	29	44	5	100
France	Spring, 2021	3	15	26	51	4	100
	Summer, 2020	2	14	24	56	4	100
	Spring, 2019	2	21	25	44	8	100
	Spring, 2018	1	25	33	36	4	100
	Spring, 2017	3	17	34	42	5	100
Germany	Spring, 2021	5	32	33	28	2	100
	Spring, 2021	3	13	28	49	6	100
	Summer, 2020	2	16	32	46	4	100
	Spring, 2019	5	23	34	27	12	100
	Spring, 2018	3	27	34	26	11	100
Greece	Spring, 2021	2	21	34	31	12	100
	Spring, 2021	3	24	39	23	12	100
	Spring, 2019	5	31	27	29	8	100
	Spring, 2019	1	16	24	18	41	100
	Spring, 2018	1	10	29	35	25	100
Italy	Spring, 2021	1	16	27	26	30	100
	Spring, 2017	1	19	32	28	21	100
	Spring, 2021	5	19	43	29	3	100
	Summer, 2020	4	20	42	33	1	100
	Spring, 2019	4	20	29	25	22	100
Netherlands	Spring, 2018	1	13	30	34	22	100
	Spring, 2017	1	14	31	29	24	100
	Spring, 2014	1	14	30	34	21	100
	Spring, 2021	2	23	29	44	2	100
	Summer, 2020	2	27	29	41	2	100
Spain	Spring, 2019	3	35	25	28	8	100
	Spring, 2018	2	33	39	18	8	100
	Spring, 2017	1	27	38	24	11	100
	Spring, 2021	5	15	42	36	1	100
	Summer, 2020	5	18	35	40	1	100
Sweden	Spring, 2019	5	23	37	29	6	100
	Spring, 2018	1	14	41	38	7	100
	Spring, 2017	1	9	40	38	12	100
	Spring, 2014	2	12	30	42	15	100
	Spring, 2021	1	11	36	50	2	100
United Kingdom	Summer, 2020	1	14	26	56	2	100
	Spring, 2019	2	21	33	34	10	100
	Spring, 2018	2	27	34	28	8	100
	Spring, 2017	1	21	33	30	15	100
	Spring, 2021	3	21	25	45	6	100
Australia	Summer, 2020	4	17	29	47	3	100
	Spring, 2019	5	29	31	29	6	100
	Spring, 2018	8	31	31	18	11	100
	Spring, 2017	2	29	27	26	17	100
	Spring, 2014	7	27	26	18	21	100
Australia	Spring, 2021	2	14	28	54	2	100
	Summer, 2020	3	16	27	52	3	100
	Spring, 2019	4	35	31	23	8	100
	Spring, 2018	5	37	29	18	10	100
	Spring, 2017	4	39	27	19	12	100
Australia	Spring, 2016	4	35	21	16	24	100
	Spring, 2015	5	42	26	11	16	100

		Q21b. For each, tell me how much confidence you have in each leader to do the right thing regarding world affairs – a lot of confidence, some confidence, not too much confidence, or no confidence at all. b. Chinese President Xi Jinping					
		A lot of confidence	Some confidence	Not too much confidence	No confidence at all	DK/Refused	Total
Japan	Spring, 2021	1	9	41	45	4	100
	Summer, 2020	0	9	31	53	6	100
	Spring, 2019	1	13	48	33	5	100
	Spring, 2018	2	15	44	32	7	100
	Spring, 2017	0	11	46	35	8	100
	Spring, 2016	1	11	39	40	10	100
	Spring, 2015	1	11	41	41	6	100
	Spring, 2014	0	6	43	44	7	100
New Zealand	Spring, 2021	2	22	35	38	2	100
Singapore	Spring, 2021	22	48	23	7	1	100
South Korea	Spring, 2021	2	13	47	37	1	100
	Summer, 2020	1	14	42	41	1	100
	Spring, 2019	1	24	51	23	1	100
	Spring, 2018	4	33	45	16	2	100
	Spring, 2017	4	34	45	9	7	100
	Spring, 2015	10	57	25	4	4	100
	Spring, 2014	7	50	32	5	5	100
Taiwan	Spring, 2021	4	21	32	36	7	100

		Q21c. For each, tell me how much confidence you have in each leader to do the right thing regarding world affairs – a lot of confidence, some confidence, not too much confidence, or no confidence at all. c. Russian President Vladimir Putin					
		A lot of confidence	Some confidence	Not too much confidence	No confidence at all	DK/Refused	Total
Canada	Spring, 2021	4	16	25	51	4	100
	Summer, 2020	4	20	25	48	3	100
	Spring, 2019	6	23	29	39	3	100
	Spring, 2018	6	19	27	45	4	100
	Spring, 2017	3	16	25	49	7	100
	Spring, 2016	6	20	20	45	10	100
	Spring, 2015	2	15	31	45	6	100
	Spring, 2007	4	32	26	22	17	100
	May, 2003	6	48	21	13	13	100
Belgium	Spring, 2021	5	16	31	47	1	100
	Summer, 2020	4	22	25	46	3	100
France	Spring, 2021	7	19	22	50	2	100
	Summer, 2020	7	18	24	48	2	100
	Spring, 2019	5	23	24	47	2	100
	Spring, 2018	5	15	32	47	1	100
	Spring, 2017	2	16	28	52	1	100
	Spring, 2016	4	16	30	48	2	100
	Spring, 2015	3	12	29	56	0	100
	Spring, 2014	4	12	26	59	0	100
	Spring, 2012	2	10	31	57	0	100
	Spring, 2008	1	16	30	52	1	100
	Spring, 2007	2	17	36	45	0	100
	Spring, 2006	2	22	33	43	1	100
	May, 2003	5	43	27	25	1	100
August, 2001	2	12	39	38	9	100	

		Q21c. For each, tell me how much confidence you have in each leader to do the right thing regarding world affairs – a lot of confidence, some confidence, not too much confidence, or no confidence at all. c. Russian President Vladimir Putin					
		A lot of confidence	Some confidence	Not too much confidence	No confidence at all	DK/Refused	Total
Germany	Spring, 2021	8	19	28	42	3	100
	Summer, 2020	8	23	32	36	1	100
	Spring, 2019	8	28	30	31	2	100
	Spring, 2018	7	28	33	30	2	100
	Spring, 2017	5	20	39	35	1	100
	Spring, 2016	6	25	36	32	1	100
	Spring, 2015	5	18	36	40	2	100
	Spring, 2014	3	19	33	44	1	100
	Spring, 2012	4	18	39	38	2	100
	Spring, 2008	7	31	31	29	2	100
	Spring, 2007	5	27	37	29	2	100
	Spring, 2006	5	45	29	17	4	100
	May, 2003	24	51	18	6	1	100
August, 2001	4	37	31	24	4	100	
Greece	Spring, 2021	17	38	25	20	1	100
	Spring, 2019	9	43	30	13	5	100
	Spring, 2018	9	36	32	23	1	100
	Spring, 2017	13	37	27	18	5	100
	Spring, 2016	15	38	26	18	3	100
	Spring, 2014	9	32	31	26	2	100
	Spring, 2012	7	32	29	29	3	100
Italy	Spring, 2021	11	25	37	26	2	100
	Summer, 2020	12	25	39	24	0	100
	Spring, 2019	8	30	33	20	8	100
	Spring, 2018	4	27	36	24	10	100
	Spring, 2017	3	23	37	27	10	100
	Spring, 2016	9	22	34	24	11	100
	Spring, 2015	2	16	43	34	5	100
	Spring, 2014	2	16	40	38	4	100
	Spring, 2012	2	15	38	35	10	100
	Spring, 2007	2	24	36	24	14	100
	May, 2003	5	39	35	12	8	100
August, 2001	3	21	36	13	28	100	
Netherlands	Spring, 2021	3	15	25	57	0	100
	Summer, 2020	3	15	27	53	1	100
	Spring, 2019	3	21	24	51	2	100
	Spring, 2018	2	12	35	50	1	100
	Spring, 2017	2	10	28	59	1	100
	Spring, 2016	1	12	27	58	2	100
Spain	Spring, 2021	7	11	39	42	1	100
	Summer, 2020	6	14	31	48	1	100
	Spring, 2019	6	15	40	37	2	100
	Spring, 2018	1	9	35	53	2	100
	Spring, 2017	0	8	38	50	3	100
	Spring, 2016	2	6	35	53	5	100
	Spring, 2015	1	5	44	48	3	100
	Spring, 2014	1	6	29	58	5	100
	Spring, 2012	2	8	42	45	4	100
	Spring, 2008	1	9	32	48	11	100
	Spring, 2007	2	5	33	43	17	100
	Spring, 2006	1	9	31	46	13	100
May, 2003	5	26	24	33	13	100	
Sweden	Spring, 2021	3	11	26	60	0	100
	Summer, 2020	2	15	23	59	1	100
	Spring, 2019	2	15	31	50	2	100
	Spring, 2018	3	15	30	50	2	100
	Spring, 2017	1	11	29	58	1	100
	Spring, 2016	2	10	23	64	1	100
Spring, 2007	1	22	37	31	9	100	

		Q21c. For each, tell me how much confidence you have in each leader to do the right thing regarding world affairs – a lot of confidence, some confidence, not too much confidence, or no confidence at all. c. Russian President Vladimir Putin					
		A lot of confidence	Some confidence	Not too much confidence	No confidence at all	DK/Refused	Total
United Kingdom	Spring, 2021	6	16	20	54	4	100
	Summer, 2020	6	17	25	50	1	100
	Spring, 2019	7	19	24	49	2	100
	Spring, 2018	6	16	26	49	4	100
	Spring, 2017	4	15	29	47	6	100
	Spring, 2016	3	17	26	46	7	100
	Spring, 2015	2	12	27	53	6	100
	Spring, 2014	5	15	32	40	7	100
	Spring, 2012	3	18	34	36	9	100
	Spring, 2008	3	25	24	32	16	100
	Spring, 2007	3	34	26	21	16	100
	Spring, 2006	3	30	27	24	16	100
	May, 2003	10	43	23	13	10	100
August, 2001	1	25	35	22	17	100	
Australia	Spring, 2021	5	18	25	50	1	100
	Summer, 2020	6	24	27	40	3	100
	Spring, 2019	4	23	31	39	3	100
	Spring, 2018	5	19	28	44	4	100
	Spring, 2017	5	22	31	39	3	100
	Spring, 2016	4	21	25	45	5	100
	Spring, 2015	2	13	33	48	4	100
	Spring, 2008	2	36	26	18	18	100
May, 2003	5	48	25	12	11	100	
Japan	Spring, 2021	3	19	43	31	5	100
	Summer, 2020	3	20	38	31	9	100
	Spring, 2019	2	24	47	21	6	100
	Spring, 2018	2	24	45	23	7	100
	Spring, 2017	2	26	47	17	7	100
	Spring, 2016	4	22	43	22	9	100
	Spring, 2015	1	21	47	24	7	100
	Spring, 2014	1	19	52	20	7	100
	Spring, 2012	2	25	47	21	6	100
	Spring, 2008	3	25	41	21	10	100
	Spring, 2007	1	18	46	22	14	100
Spring, 2006	2	38	44	11	5	100	
New Zealand	Spring, 2021	4	16	29	49	2	100
Singapore	Spring, 2021	13	42	31	11	4	100
South Korea	Spring, 2021	1	22	47	26	4	100
	Summer, 2020	2	20	50	23	4	100
	Spring, 2019	1	24	52	17	6	100
	Spring, 2018	3	29	46	16	5	100
	Spring, 2017	2	25	48	14	11	100
	Spring, 2015	2	25	47	19	6	100
	Spring, 2014	3	29	47	13	7	100
	Spring, 2008	1	26	40	6	26	100
	Spring, 2007	0	24	44	7	25	100
May, 2003	3	34	39	8	16	100	
Taiwan	Spring, 2021	4	30	36	12	17	100

		Q21d. For each, tell me how much confidence you have in each leader to do the right thing regarding world affairs – a lot of confidence, some confidence, not too much confidence, or no confidence at all. d. German Chancellor Angela Merkel					
		A lot of confidence	Some confidence	Not too much confidence	No confidence at all	DK/Refused	Total
Canada	Spring, 2021	28	50	8	6	9	100
	Summer, 2020	27	47	11	7	8	100
	Spring, 2019	22	51	10	8	10	100
	Spring, 2018	23	45	13	8	11	100
	Spring, 2017	20	46	8	7	18	100
	Spring, 2016	18	41	9	8	24	100
	Spring, 2009	7	38	11	8	36	100
	Spring, 2007	8	40	9	7	36	100
Belgium	Spring, 2021	41	42	11	5	2	100
	Summer, 2020	33	46	10	8	2	100
France	Spring, 2021	27	55	9	8	2	100
	Summer, 2020	26	52	10	10	2	100
	Spring, 2019	18	56	11	13	2	100
	Spring, 2018	18	60	13	8	1	100
	Spring, 2017	18	61	12	8	1	100
	Spring, 2016	18	53	14	14	2	100
	Spring, 2014	24	54	11	11	0	100
	Spring, 2012	22	48	17	13	0	100
	Spring, 2011	23	57	13	8	0	100
	Spring, 2010	20	61	11	8	0	100
	Spring, 2009	16	61	14	8	0	100
	Spring, 2008	21	63	9	6	1	100
	Spring, 2007	21	66	7	5	1	100
	Spring, 2006	12	68	12	7	1	100
Germany	Spring, 2021	47	29	9	14	1	100
	Summer, 2020	50	31	8	11	0	100
	Spring, 2019	38	36	13	12	1	100
	Spring, 2018	30	38	18	13	0	100
	Spring, 2017	43	38	12	7	0	100
	Spring, 2016	43	30	16	10	0	100
	Spring, 2014	41	40	11	6	1	100
	Spring, 2012	39	38	17	6	0	100
	Spring, 2011	26	43	21	10	0	100
	Spring, 2010	32	40	18	9	0	100
	Spring, 2009	31	44	14	9	1	100
	Spring, 2008	35	41	16	8	0	100
	Spring, 2007	43	42	9	6	1	100
	Spring, 2006	34	43	13	9	1	100
Greece	Spring, 2021	5	25	25	45	0	100
	Spring, 2019	4	18	34	42	2	100
	Spring, 2018	2	13	28	56	1	100
	Spring, 2017	2	14	27	57	1	100
	Spring, 2016	1	9	22	67	1	100
	Spring, 2014	1	8	22	69	1	100
	Spring, 2012	1	6	17	76	1	100
Italy	Spring, 2021	29	45	18	7	1	100
	Summer, 2020	14	36	29	20	1	100
	Spring, 2019	8	36	27	23	5	100
	Spring, 2018	7	33	34	20	5	100
	Spring, 2017	4	35	34	20	7	100
	Spring, 2016	5	28	33	26	8	100
	Spring, 2014	6	26	38	26	4	100
	Spring, 2012	9	40	31	14	6	100
Spring, 2007	13	44	15	9	19	100	

		Q21d. For each, tell me how much confidence you have in each leader to do the right thing regarding world affairs – a lot of confidence, some confidence, not too much confidence, or no confidence at all. d. German Chancellor Angela Merkel					
		A lot of confidence	Some confidence	Not too much confidence	No confidence at all	DK/Refused	Total
Netherlands	Spring, 2021	60	30	4	5	1	100
	Summer, 2020	53	35	7	4	1	100
	Spring, 2019	48	34	7	9	2	100
	Spring, 2018	34	51	8	4	3	100
	Spring, 2017	49	40	6	3	1	100
	Spring, 2016	41	42	7	6	3	100
Spain	Spring, 2021	51	35	9	4	1	100
	Summer, 2020	34	38	17	11	0	100
	Spring, 2019	30	39	18	11	1	100
	Spring, 2018	9	45	30	15	2	100
	Spring, 2017	8	44	29	16	2	100
	Spring, 2016	6	34	33	24	3	100
	Spring, 2014	7	27	32	32	1	100
	Spring, 2012	12	41	28	19	1	100
	Spring, 2011	18	51	21	7	3	100
	Spring, 2010	12	45	21	11	11	100
	Spring, 2009	7	42	23	14	14	100
	Spring, 2008	8	43	22	11	17	100
	Spring, 2007	5	31	24	14	26	100
	Spring, 2006	5	32	19	19	25	100
Sweden	Spring, 2021	48	42	5	3	1	100
	Summer, 2020	37	50	8	4	1	100
	Spring, 2019	37	49	8	4	3	100
	Spring, 2018	36	46	9	6	2	100
	Spring, 2017	44	45	5	4	2	100
	Spring, 2016	37	47	8	5	2	100
	Spring, 2007	13	52	7	4	24	100
	Spring, 2006	13	52	7	4	24	100
United Kingdom	Spring, 2021	26	46	14	9	4	100
	Summer, 2020	28	48	11	11	2	100
	Spring, 2019	24	45	14	15	3	100
	Spring, 2018	19	43	18	13	7	100
	Spring, 2017	22	46	13	13	7	100
	Spring, 2016	21	38	13	18	11	100
	Spring, 2014	27	42	13	8	10	100
	Spring, 2012	16	42	17	14	11	100
	Spring, 2011	17	47	12	8	17	100
	Spring, 2010	11	49	12	9	20	100
	Spring, 2009	7	44	16	10	23	100
	Spring, 2008	6	47	11	9	27	100
	Spring, 2007	14	48	11	5	22	100
	Spring, 2006	6	45	15	11	23	100
Australia	Spring, 2021	26	53	9	6	6	100
	Summer, 2020	22	50	13	7	9	100
	Spring, 2019	20	49	10	10	11	100
	Spring, 2018	23	44	11	10	12	100
	Spring, 2017	24	46	8	9	13	100
	Spring, 2008	7	41	10	4	38	100
Japan	Spring, 2021	17	56	13	1	13	100
	Summer, 2020	16	51	15	3	15	100
	Spring, 2019	7	53	18	4	18	100
	Spring, 2018	13	52	14	2	19	100
	Spring, 2017	12	55	13	2	19	100
	Spring, 2012	9	46	21	3	21	100
	Spring, 2010	2	44	20	3	31	100
	Spring, 2009	5	37	20	3	34	100
	Spring, 2008	5	42	24	2	27	100
Spring, 2007	1	26	21	4	48	100	
New Zealand	Spring, 2021	24	56	11	4	5	100
Singapore	Spring, 2021	16	54	19	5	5	100

		Q21d. For each, tell me how much confidence you have in each leader to do the right thing regarding world affairs – a lot of confidence, some confidence, not too much confidence, or no confidence at all. d. German Chancellor Angela Merkel					
		A lot of confidence	Some confidence	Not too much confidence	No confidence at all	DK/Refused	Total
South Korea	Spring, 2021	16	59	18	1	7	100
	Summer, 2020	19	50	21	4	6	100
	Spring, 2019	16	53	18	3	11	100
	Spring, 2018	24	52	15	1	8	100
	Spring, 2017	29	45	10	1	15	100
	Spring, 2010	3	33	25	3	37	100
	Spring, 2009	1	33	28	2	36	100
	Spring, 2008	2	32	28	4	33	100
Taiwan	Spring, 2021	14	50	18	3	15	100

		Q21e. For each, tell me how much confidence you have in each leader to do the right thing regarding world affairs – a lot of confidence, some confidence, not too much confidence, or no confidence at all. e. French President Emmanuel Macron					
		A lot of confidence	Some confidence	Not too much confidence	No confidence at all	DK/Refused	Total
Canada	Spring, 2021	8	59	18	8	7	100
	Summer, 2020	10	56	17	9	8	100
	Spring, 2019	9	59	15	9	8	100
	Spring, 2018	13	51	17	8	11	100
Belgium	Spring, 2021	17	44	24	14	1	100
	Summer, 2020	15	47	21	16	2	100
France	Spring, 2021	13	40	20	26	1	100
	Summer, 2020	12	40	19	28	1	100
	Spring, 2019	13	35	16	36	1	100
	Spring, 2018	15	49	18	18	0	100
Germany	Spring, 2021	25	50	13	9	4	100
	Summer, 2020	22	49	18	9	2	100
	Spring, 2019	24	49	14	9	4	100
	Spring, 2018	30	47	13	6	5	100
Greece	Spring, 2021	35	46	12	7	0	100
	Spring, 2019	2	29	36	22	11	100
	Spring, 2018	4	26	39	24	7	100
Italy	Spring, 2021	7	37	44	11	1	100
	Summer, 2020	5	30	43	21	1	100
	Spring, 2019	2	24	37	28	9	100
	Spring, 2018	1	27	39	20	12	100
Netherlands	Spring, 2021	14	60	14	9	3	100
	Summer, 2020	15	59	17	8	1	100
	Spring, 2019	17	53	15	12	4	100
	Spring, 2018	11	62	17	5	5	100
Spain	Spring, 2021	18	46	27	7	1	100
	Summer, 2020	15	43	29	12	1	100
	Spring, 2019	15	45	25	11	3	100
	Spring, 2018	6	40	33	16	6	100
Sweden	Spring, 2021	14	64	16	5	2	100
	Summer, 2020	9	66	16	8	2	100
	Spring, 2019	9	60	15	8	8	100
	Spring, 2018	15	57	18	4	5	100
United Kingdom	Spring, 2021	7	43	24	20	7	100
	Summer, 2020	10	54	18	15	4	100
	Spring, 2019	9	46	21	20	4	100
	Spring, 2018	10	45	21	15	9	100
Australia	Spring, 2021	10	62	17	6	5	100
	Summer, 2020	8	58	18	9	7	100
	Spring, 2019	12	53	16	9	10	100
	Spring, 2018	13	53	13	8	12	100

		Q21e. For each, tell me how much confidence you have in each leader to do the right thing regarding world affairs – a lot of confidence, some confidence, not too much confidence, or no confidence at all. e. French President Emmanuel Macron					
		A lot of confidence	Some confidence	Not too much confidence	No confidence at all	DK/Refused	Total
Japan	Spring, 2021	3	58	21	2	17	100
	Summer, 2020	3	47	29	3	18	100
	Spring, 2019	2	39	31	4	23	100
	Spring, 2018	5	46	22	2	25	100
New Zealand	Spring, 2021	8	61	18	8	5	100
Singapore	Spring, 2021	9	49	28	7	6	100
South Korea	Spring, 2021	5	49	35	3	8	100
	Summer, 2020	4	45	36	7	8	100
	Spring, 2019	4	52	29	5	11	100
	Spring, 2018	8	53	23	3	12	100
Taiwan	Spring, 2021	4	44	29	4	19	100

		Q22. Over the next few years do you think that relations between (survey public) and the U.S. will get better, get worse or stay about the same?				
		Get better	Get worse	Stay about the same	DK/Refused	Total
Canada	Spring, 2021	50	8	42	0	100
Belgium	Spring, 2021	42	5	52	1	100
France	Spring, 2021	43	2	54	1	100
Germany	Spring, 2021	60	6	32	2	100
Greece	Spring, 2021	41	3	55	1	100
Italy	Spring, 2021	35	3	61	1	100
Netherlands	Spring, 2021	45	2	52	1	100
Spain	Spring, 2021	40	3	57	0	100
Sweden	Spring, 2021	49	2	49	0	100
United Kingdom	Spring, 2021	37	6	56	1	100
Australia	Spring, 2021	35	5	60	0	100
Japan	Spring, 2021	15	6	78	1	100
New Zealand	Spring, 2021	38	4	57	0	100
Singapore	Spring, 2021	33	6	61	0	100
South Korea	Spring, 2021	25	8	66	0	100
Taiwan	Spring, 2021	31	5	60	4	100

		Q23a. Please tell me whether you think the following describes U.S. president Joe Biden. Do you think of Joe Biden as ____? a. Well-qualified to be president			
		Yes	No	DK/Refused	Total
Canada	Spring, 2021	78	21	2	100
Belgium	Spring, 2021	79	16	4	100
France	Spring, 2021	83	13	4	100
Germany	Spring, 2021	80	16	4	100
Greece	Spring, 2021	69	28	3	100
Italy	Spring, 2021	77	20	3	100
Netherlands	Spring, 2021	77	20	3	100
Spain	Spring, 2021	82	15	3	100
Sweden	Spring, 2021	84	15	1	100
United Kingdom	Spring, 2021	76	19	5	100
Australia	Spring, 2021	72	26	1	100
Japan	Spring, 2021	64	25	11	100
New Zealand	Spring, 2021	74	23	3	100
Singapore	Spring, 2021	80	17	3	100
South Korea	Spring, 2021	77	16	7	100
Taiwan	Spring, 2021	65	20	15	100

		Q23b. Please tell me whether you think the following describes U.S. president Joe Biden. Do you think of Joe Biden as ____? b. A strong leader			
		Yes	No	DK/Refused	Total
Canada	Spring, 2021	63	34	3	100
Belgium	Spring, 2021	65	31	4	100
France	Spring, 2021	68	26	6	100
Germany	Spring, 2021	70	24	6	100
Greece	Spring, 2021	62	35	3	100
Italy	Spring, 2021	61	36	3	100
Netherlands	Spring, 2021	61	33	6	100
Spain	Spring, 2021	66	33	2	100
Sweden	Spring, 2021	62	36	2	100
United Kingdom	Spring, 2021	61	34	5	100
Australia	Spring, 2021	56	42	2	100
Japan	Spring, 2021	42	48	10	100
New Zealand	Spring, 2021	56	40	3	100
Singapore	Spring, 2021	67	30	3	100
South Korea	Spring, 2021	51	42	7	100
Taiwan	Spring, 2021	34	48	17	100

		Q23c. Please tell me whether you think the following describes U.S. president Joe Biden. Do you think of Joe Biden as ____? c. Dangerous			
		Yes	No	DK/Refused	Total
Canada	Spring, 2021	15	83	2	100
Belgium	Spring, 2021	12	86	3	100
France	Spring, 2021	10	87	3	100
Germany	Spring, 2021	14	83	3	100
Greece	Spring, 2021	14	84	2	100
Italy	Spring, 2021	12	85	2	100
Netherlands	Spring, 2021	11	89	1	100
Spain	Spring, 2021	15	84	1	100
Sweden	Spring, 2021	11	88	1	100
United Kingdom	Spring, 2021	17	80	3	100
Australia	Spring, 2021	17	82	1	100
Japan	Spring, 2021	10	84	6	100
New Zealand	Spring, 2021	13	85	2	100
Singapore	Spring, 2021	21	76	3	100
South Korea	Spring, 2021	18	77	5	100
Taiwan	Spring, 2021	16	72	12	100

		Q23d. Please tell me whether you think the following describes U.S. president Joe Biden. Do you think of Joe Biden as ____? d. Arrogant			
		Yes	No	DK/Refused	Total
Canada	Spring, 2021	14	83	2	100
Belgium	Spring, 2021	10	87	3	100
France	Spring, 2021	11	86	4	100
Germany	Spring, 2021	11	84	5	100
Greece	Spring, 2021	14	81	5	100
Italy	Spring, 2021	13	85	2	100
Netherlands	Spring, 2021	9	89	2	100
Spain	Spring, 2021	14	84	2	100
Sweden	Spring, 2021	11	88	1	100
United Kingdom	Spring, 2021	13	81	6	100
Australia	Spring, 2021	17	81	2	100
Japan	Spring, 2021	11	81	8	100
New Zealand	Spring, 2021	16	82	3	100
Singapore	Spring, 2021	19	78	4	100
South Korea	Spring, 2021	14	79	7	100
Taiwan	Spring, 2021	10	79	10	100

		Q24a. As I read some proposed policies of U.S. President Joe Biden, please tell me if you approve or disapprove of each one.			
		a. The U.S. rejoining the Paris climate agreement			
		Approve	Disapprove	DK/Refused	Total
Canada	Spring, 2021	82	14	4	100
Belgium	Spring, 2021	89	9	2	100
France	Spring, 2021	91	7	2	100
Germany	Spring, 2021	85	10	5	100
Greece	Spring, 2021	88	9	4	100
Italy	Spring, 2021	93	5	2	100
Netherlands	Spring, 2021	86	11	3	100
Spain	Spring, 2021	93	5	2	100
Sweden	Spring, 2021	91	7	1	100
United Kingdom	Spring, 2021	82	7	10	100
Australia	Spring, 2021	83	15	2	100
Japan	Spring, 2021	80	8	12	100
New Zealand	Spring, 2021	84	12	4	100
Singapore	Spring, 2021	81	15	5	100
South Korea	Spring, 2021	82	8	10	100
Taiwan	Spring, 2021	77	6	17	100

		Q24b. As I read some proposed policies of U.S. President Joe Biden, please tell me if you approve or disapprove of each one.			
		b. The U.S. rejoining the World Health Organization			
		Approve	Disapprove	DK/Refused	Total
Canada	Spring, 2021	86	12	2	100
Belgium	Spring, 2021	89	8	2	100
France	Spring, 2021	90	8	2	100
Germany	Spring, 2021	86	10	4	100
Greece	Spring, 2021	89	8	2	100
Italy	Spring, 2021	90	9	1	100
Netherlands	Spring, 2021	89	10	1	100
Spain	Spring, 2021	92	7	1	100
Sweden	Spring, 2021	94	6	0	100
United Kingdom	Spring, 2021	87	7	5	100
Australia	Spring, 2021	86	13	1	100
Japan	Spring, 2021	87	8	6	100
New Zealand	Spring, 2021	90	9	1	100
Singapore	Spring, 2021	90	9	1	100
South Korea	Spring, 2021	88	10	3	100
Taiwan	Spring, 2021	79	14	7	100

		Q24c. As I read some proposed policies of U.S. President Joe Biden, please tell me if you approve or disapprove of each one. c. The U.S. hosting a summit of democratic nations			
		Approve	Disapprove	DK/Refused	Total
Canada	Spring, 2021	85	11	4	100
Belgium	Spring, 2021	85	11	4	100
France	Spring, 2021	87	10	3	100
Germany	Spring, 2021	82	12	7	100
Greece	Spring, 2021	92	7	1	100
Italy	Spring, 2021	92	7	0	100
Netherlands	Spring, 2021	81	16	3	100
Spain	Spring, 2021	91	7	2	100
Sweden	Spring, 2021	83	16	1	100
United Kingdom	Spring, 2021	84	8	8	100
Australia	Spring, 2021	87	11	2	100
Japan	Spring, 2021	87	6	6	100
New Zealand	Spring, 2021	84	12	3	100
Singapore	Spring, 2021	80	19	2	100
South Korea	Spring, 2021	92	6	2	100
Taiwan	Spring, 2021	85	5	10	100

		Q24d. As I read some proposed policies of U.S. President Joe Biden, please tell me if you approve or disapprove of each one. d. The U.S. allowing more refugees into the United States			
		Approve	Disapprove	DK/Refused	Total
Canada	Spring, 2021	74	23	4	100
Belgium	Spring, 2021	75	23	2	100
France	Spring, 2021	70	26	4	100
Germany	Spring, 2021	75	18	6	100
Greece	Spring, 2021	76	21	3	100
Italy	Spring, 2021	80	19	1	100
Netherlands	Spring, 2021	78	19	3	100
Spain	Spring, 2021	86	13	1	100
Sweden	Spring, 2021	76	20	3	100
United Kingdom	Spring, 2021	76	17	6	100
Australia	Spring, 2021	74	23	3	100
Japan	Spring, 2021	77	15	8	100
New Zealand	Spring, 2021	80	18	2	100
Singapore	Spring, 2021	64	33	3	100
South Korea	Spring, 2021	74	22	4	100
Taiwan	Spring, 2021	61	23	16	100