

FOR RELEASE JUNE 12, 2020

Amid Protests, Majorities Across Racial and Ethnic Groups Express Support for the Black Lives Matter Movement

Deep partisan divides over factors underlying George Floyd demonstrations

BY *Kim Parker, Juliana Horowitz and Monica Anderson*

FOR MEDIA OR OTHER INQUIRIES:

Kim Parker, Director, Social Trends Research
Juliana Horowitz, Associate Director, Research
Tanya Ardit, Communications Manager

202.419.4372

www.pewresearch.org

RECOMMENDED CITATION

Pew Research Center, June 2020, "Amid Protests, Majorities Across Racial and Ethnic Groups Express Support for the Black Lives Matter Movement"

About Pew Research Center

Pew Research Center is a nonpartisan fact tank that informs the public about the issues, attitudes and trends shaping America and the world. It does not take policy positions. The Center conducts public opinion polling, demographic research, content analysis and other data-driven social science research. It studies U.S. politics and policy; journalism and media; internet, science and technology; religion and public life; Hispanic trends; global attitudes and trends; and U.S. social and demographic trends. All of the Center's reports are available at www.pewresearch.org. Pew Research Center is a subsidiary of The Pew Charitable Trusts, its primary funder.

© Pew Research Center 2020

How we did this

Pew Research Center conducted this study to understand Americans' attitudes about the recent demonstrations following George Floyd's death and race relations in this country, as well as personal experiences with racial discrimination and activism on issues related to race or racial equality. For this analysis, we surveyed 9,654 U.S. adults on June 4-10, 2020. Everyone who took part is a member of Pew Research Center's American Trends Panel (ATP), an online survey panel that is recruited through national, random sampling of residential addresses. This way, nearly all U.S. adults have a chance of selection. The survey is weighted to be representative of the U.S. adult population by gender, race, ethnicity, partisan affiliation, education and other categories. Read more about the [ATP's methodology](#).

See here to read more about [the questions used for this report](#) and the report's [methodology](#).

Terminology

References to white, black and Asian adults include only those who are non-Hispanic and identify as only one race. Hispanics are of any race.

All references to party affiliation include those who lean toward that party. Republicans include those who identify as Republicans and independents who say they lean toward the Republican Party. Democrats include those who identify as Democrats and independents who say they lean toward the Democratic Party.

Amid Protests, Majorities Across Racial and Ethnic Groups Express Support for the Black Lives Matter Movement

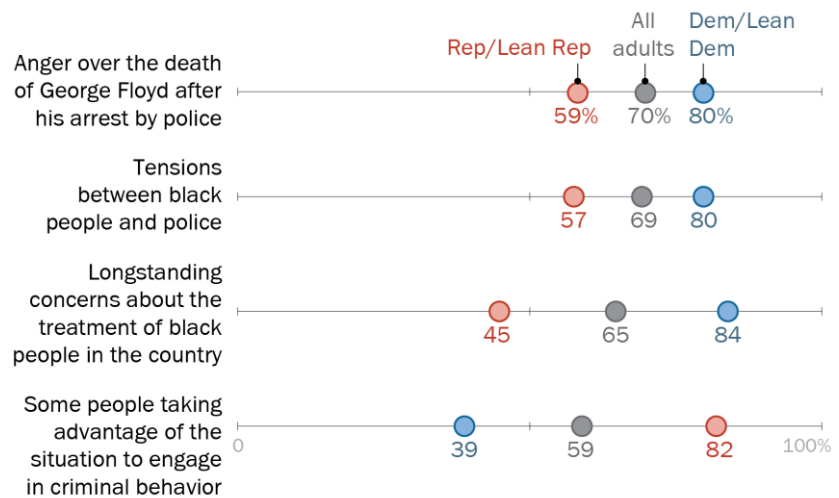
Deep partisan divide over factors underlying George Floyd demonstrations

As demonstrations continue [across the country](#) to protest the death of George Floyd, a black man killed while in Minneapolis police custody, Americans see the protests both as a reaction to Floyd's death and an expression of frustration over longstanding issues. Most adults say tensions between black people and police and concerns about the treatment of black people in the U.S. – in addition to anger over Floyd's death – have contributed a great deal to the protests, according to a new Pew Research Center survey.

About six-in-ten U.S. adults say some people taking advantage of the situation to engage in criminal behavior has also been a major contributing factor in the protests. There are wide partisan gaps in these views. While roughly eight-in-ten Republicans and those who lean Republican say people taking advantage to engage in criminal behavior has been a major factor, only about four-in-ten Democrats and Democratic leaners agree. Democrats are much more likely than Republicans to say protesters have been motivated by longstanding concerns about the treatment of black people.

Public sees a mix of factors underlying recent protests; views differ widely by party

% saying each factor contributed a great deal to the demonstrations to protest the death of George Floyd



Source: Survey of U.S. adults conducted June 4-10, 2020.

"Amid Protests, Majorities Across Racial and Ethnic Groups Express Support for the Black Lives Matter Movement"

PEW RESEARCH CENTER

The Black Lives Matter movement, [which is back in the headlines amid the nationwide protests](#), receives wide support. Two-thirds of U.S. adults say they support the movement, with 38% saying they strongly support it. This sentiment is particularly strong among black Americans, although majorities of white (60%), Hispanic (77%) and Asian (75%) Americans express at least some support.¹

President Donald Trump receives negative marks for his handling of the demonstrations to protest the death of George Floyd. Six-in-ten Americans say [the president has been delivering the wrong message](#) to the country in response to these protests. Asked about Trump's handling of race relations more generally, about half (48%) say he has made race relations worse; 19% say he has made progress toward improving race relations, 19% say he has tried but failed to make progress and 12% say the president hasn't addressed the issue.

Most Americans express support for the Black Lives Matter movement

% saying they ____ the Black Lives Matter movement

	Strongly support	Somewhat support	Net
All adults	38	29	67
White	31	30	60
Black	71	15	86
Hispanic	42	35	77
Asian*	39	36	75

*Asian adults were interviewed in English only.

Note: Figures may not add to subtotals due to rounding. White, black and Asian adults include those who report being only one race and are non-Hispanic. Hispanics are of any race.

Source: Survey of U.S. adults conducted June 4-10, 2020.

"Amid Protests, Majorities Across Racial and Ethnic Groups Express Support for the Black Lives Matter Movement"

PEW RESEARCH CENTER

¹ The sample includes English-speaking Asian Americans only, and therefore may not be representative of the overall Asian American population. Because of the relatively small size of the Asian American sample and a reduction in precision due to weighting, results for Asian Americans cannot be analyzed by party or demographic categories, such as age or gender. For more details, see the [methodology](#) section of the report.

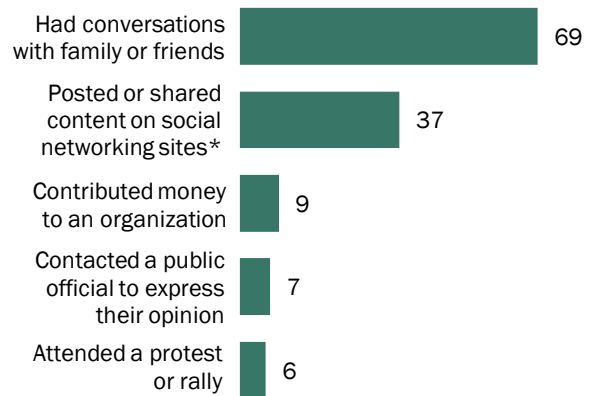
Americans are talking to family and friends about race and racial equality: 69%, including majorities across racial and ethnic groups, say they have done so in last month. And 37% of those who use social networking sites say they have posted or shared content related to race or racial equality on these sites during this period. Smaller shares say they have contributed money to a group or organization that focuses on race or racial equality (9%), contacted a public official to express their opinion on these issues (7%), or attended a rally or protest focused on these issues (6%) in the last month. About one-in-ten among black (10%), Hispanic (9%) and Asian (10%) adults say they have attended a protest, compared with 5% of white adults.

A majority of Americans (55%) see protests and rallies as a very or somewhat effective tactic for groups and organizations that work to help black people achieve equality, but just 19% say this is a very effective tool. More say working directly with black people to solve problems in their local communities (82%), bringing people of different racial backgrounds together to talk about race (74%), and working to get more black people elected to office (68%) would be at least somewhat effective tactics.

The survey also finds that 45% of black Americans say they have been unfairly stopped by police because of their race or ethnicity. Smaller shares of Hispanic (19%), Asian (16%) and white (9%) Americans say this has happened to them. Black men (64%) are far more likely than black women (32%) to say they have been unfairly stopped by police. Still, black women are more likely than white or Hispanic women to say they've had this experience.

About seven-in-ten Americans say they've had conversations about race in the past month

% saying they have ____ about/focused on race or racial equality in the last month



*Based on social media users.

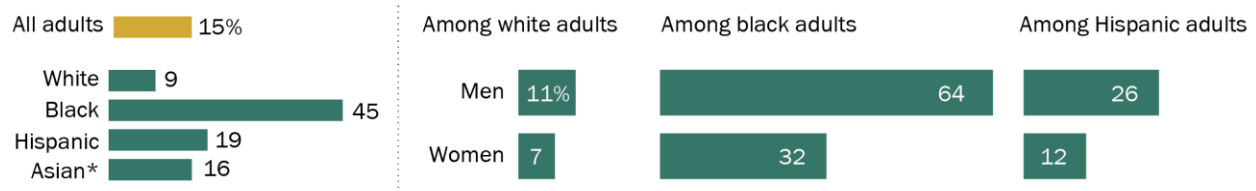
Source: Survey of U.S. adults conducted June 4-10, 2020.

"Amid Protests, Majorities Across Racial and Ethnic Groups Express Support for the Black Lives Matter Movement"

PEW RESEARCH CENTER

A majority of black men say they have been unfairly stopped by police

% saying they have been unfairly stopped by police because of their race or ethnicity



*Asian adults were interviewed in English only.

Note: White, black and Asian adults include those who report being only one race and are non-Hispanic. Hispanics are of any race. Because of the relatively small size of the Asian American sample and a reduction in precision due to weighting, results for Asian Americans cannot be analyzed by gender.

Source: Survey of U.S. adults conducted June 4-10, 2020.

"Amid Protests, Majorities Across Racial and Ethnic Groups Express Support for the Black Lives Matter Movement"

PEW RESEARCH CENTER

These are among the findings of a Pew Research Center survey of 9,654 U.S. adults conducted June 4-10, 2020, using the Center's American Trends Panel, in conjunction with the Center's [American News Pathways project](#).²

Across racial and ethnic groups, Americans say both anger over Floyd's death and broader racial issues contributed to protests

In thinking about the demonstrations that have taken place around the country to protest the death of George Floyd, the public sees a mix of contributing factors. Seven-in-ten say anger over Floyd's death after his arrest by police has contributed a great deal to the protests, but roughly the same share (69%) point to broader tensions between black people and police. And nearly as many (65%) say the protesters are motivated by longstanding concerns about the treatment of black people in the country. A smaller share – but still a majority (59%) – say some people's desire to take advantage of the situation to engage in criminal behavior has contributed a great deal to the protests.

² For more details, see the [methodology](#) section of the report.

Black and white adults differ somewhat in their assessment of the underlying motivations of the protesters, but the racial differences pale in comparison to the partisan gaps. Similar shares of black adults point to longstanding concerns about the treatment of black people and anger over George Floyd's death as major factors underlying the protests (83% and 81%, respectively, say each of these factors contributed a great deal). In addition, 76% of black adults say tensions between black people and the police have contributed a great deal to the protests.

Public sees a mix of motivations behind recent protests

% saying each factor contributed a great deal to the demonstrations to protest the death of George Floyd

	Anger over the death of George Floyd after his arrest by police	Tensions between black people and police	Longstanding concerns about the treatment of black people in the country	Some people taking advantage to engage in criminal behavior
All adults	70	69	65	59
White	68	67	62	62
Black	81	76	83	43
Hispanic	72	71	66	58
Asian*	71	70	66	55

*Asian adults were interviewed in English only.

Note: White, black and Asian adults include those who report being only one race and are non-Hispanic. Hispanics are of any race.

Source: Survey of U.S. adults conducted June 4-10, 2020.

"Amid Protests, Majorities Across Racial and Ethnic Groups Express Support for the Black Lives Matter Movement"

PEW RESEARCH CENTER

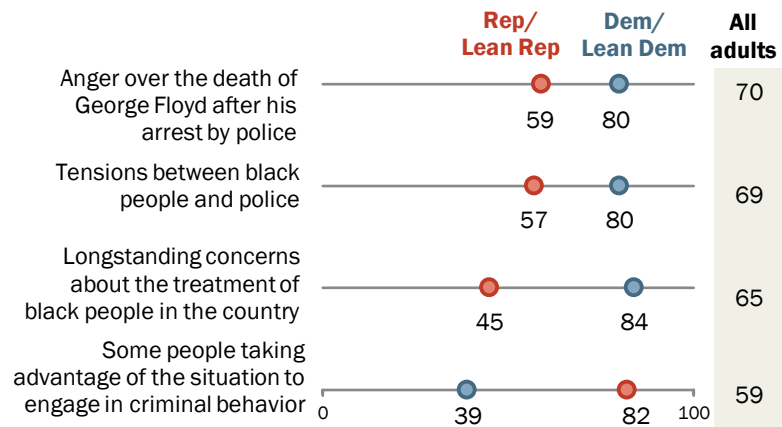
White adults are less likely than black adults to see each of these as major contributors to the protests. About six-in-ten white adults (62%) say longstanding concerns about the treatment of black people in the U.S. has contributed a great deal, and roughly two thirds say the same about anger over the Floyd's death (68%) and tensions between black people and the police (67%).

When it comes to some people taking advantage of the situation to engage in criminal behavior, fewer than half of black adults (43%) say this has contributed a great deal to the protests. By contrast, 62% of white adults see this as contributing a great deal. The views of Hispanic and Asian adults are more in line with those of white adults on this issue: 58% of Hispanic and 55% of Asian adults say this factor contributed a great deal to the protest.

Republicans and Democrats have vastly different views on the factors underlying the protests. Eight-in-ten Democrats and those who lean to the Democratic Party say anger over Floyd's death after his arrest by police and tensions between black people and the police have each contributed a great deal to the protests. Much smaller majorities of Republicans and Republican leaners say the same (59% say anger over Floyd's death has contributed a great deal, 57% say the same about tensions between police and black people).

Republicans and Democrats differ over factors driving the protests

% saying each factor contributed a great deal to the demonstrations to protest the death of George Floyd



Source: Survey of U.S. adults conducted June 4-10, 2020.

"Amid Protests, Majorities Across Racial and Ethnic Groups Express Support for the Black Lives Matter Movement"

PEW RESEARCH CENTER

The gap is even wider when it comes to longstanding concerns about the treatment of black people in the country. While 84% of Democrats say these concerns have contributed a great deal to the protests, only 45% of Republicans say the same. White and black Democrats are largely in agreement about the extent to which each of these factors has contributed to the protests.

Republicans are much more likely than Democrats to say some people taking advantage of the situation in order to engage in criminal behavior has contributed a great deal to the protests. Some 82% of Republicans express this view, compared with 39% of Democrats. On this issue, there is a significant difference between white and black Democrats. Black Democrats are more likely than their white counterparts to say that the protests were motivated in part by people taking advantage of the situation to engage in criminal behavior – 42% of black Democrats compared with 34% of white Democrats say this contributed a great deal.

About two-thirds of black adults say Trump has made race relations worse

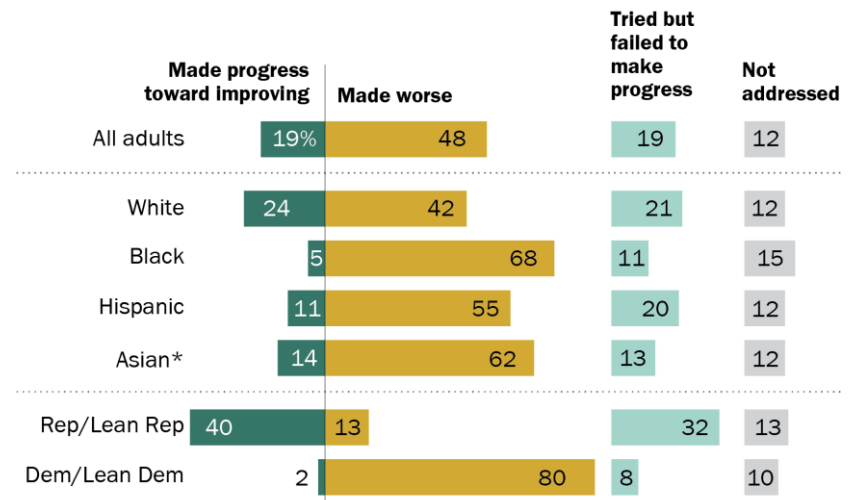
Views on the effect Donald Trump has had on race relations in the U.S. remain negative on balance. About half of adults (48%) say Trump has made race relations worse. Roughly one-in-five (19%) say he has made progress toward improving race relations, while an identical share (19%), say he’s tried but failed to make progress. Some (12%) say Trump hasn’t addressed the issue.

The share saying Trump has made race relations worse is down from 56% in [2019](#). At the same time, the share saying he has made progress has ticked up (from 15% to 19%), as has the share saying he has tried but failed to make progress (from 13% to 19%).

Similar to 2019, there are deep racial and partisan divides in views about Trump’s impact on race relations. Black, Asian and Hispanic adults are more likely than whites to say that Trump has made race relations worse. Roughly two-thirds of black adults (68%), 62% of Asian adults and 55% of Hispanic adults express this view, compared with 42% of white adults.

Roughly half of Americans say Trump has made race relations worse

% saying, when it comes to race relations, President Trump has ...



*Asian adults were interviewed in English only.

Note: Share of respondents who didn't offer an answer not shown. White, black and Asian adults include those who report being only one race and are non-Hispanic. Hispanics are of any race.

Source: Survey of U.S. adults conducted June 4-10, 2020.

“Amid Protests, Majorities Across Racial and Ethnic Groups Express Support for the Black Lives Matter Movement”

PEW RESEARCH CENTER

Among white adults, roughly a quarter (24%) say Trump has made progress toward improving race relations. Only 5% of black adults agree with this assessment, as do 11% of Hispanic and 14% of Asian adults.

Republicans and Democrats differ widely in their views on the effect Trump has had on race relations. Four-in-ten Republicans say Trump has made things better, while only 13% say he has

made things worse. About a third of Republicans (32%) say Trump has tried but failed to make progress and 13% say he hasn't addressed the issue. By contrast, 80% of Democrats say Trump has made race relations worse, only 2% say he's made things better, 8% say he's tried and failed, and 10% say he hasn't addressed the issue.

Public sees working with black people in their local communities as more effective than protests and other tactics for achieving equality

Overall, majorities of Americans see working directly with black people to solve problems in their local communities (82%), bringing people of different racial backgrounds together to talk about race (74%), and working to get more black people elected to office (68%) as effective tactics for groups and organizations that work to help black people achieve equality. Smaller shares – though still more than half (55%) – believe organizing protests and rallies are an effective tool for achieving equality.

More than four-in-ten Americans say working locally with black people would be very effective in achieving equality; smaller shares say protests are effective

% saying each of the following would be a very effective tactic for groups and organizations that work to help black people achieve equality

	Working directly with black people to solve problems in their local communities	Bringing people of different racial backgrounds together to talk about race	Working to get more black people elected to office	Organizing protests and rallies
All adults	46	32	27	19
White	46	29	23	14
Black	49	44	40	34
Hispanic	46	36	30	28
Asian*	47	34	32	22

*Asian adults were interviewed in English only.

Note: White, black and Asian adults include those who report being only one race and are non-Hispanic. Hispanics are of any race.

Source: Survey of U.S. adults conducted June 4-10, 2020.

"Amid Protests, Majorities Across Racial and Ethnic Groups Express Support for the Black Lives Matter Movement"

PEW RESEARCH CENTER

There are differences in the degree to which people believe these tactics can be effective. Fully 46% of Americans say it would be very effective for groups and organizations working to help black people achieve equality to work directly with black people to solve problems in their local communities, while smaller shares consider bringing people of different racial backgrounds

together to talk about race (32%), working to get more black people elected to office (27%), and organizing protests and rallies (19%) as very effective. (This pattern is somewhat similar to those found in the [Center's 2016](#) telephone survey, which found that community-based methods of achieving equality were viewed as more effective than other tactics.)

Similar shares of white, black, Hispanic and Asian Americans agree that working directly with local communities is a very effective strategy for addressing racial inequality, but there are racial and ethnic differences when it comes to other tactics measured in the survey.

Black Americans stand out from other racial and ethnic groups in seeing organizing protests and rallies as an effective tactic. Roughly one-third of black adults (34%) say that this is a very effective way to help black people achieve equality, compared with 14% of white Americans. Views among Hispanic and Asian Americans fall between the two groups, at 28% and 22%, respectively.

When it comes to bringing people of different racial backgrounds together, black adults (44%) are also more likely than Hispanic (36%), Asian (34%) or white adults (29%) to describe this as a particularly effective strategy for helping black people achieve equality.

White Americans (23%) are less likely than their black (40%), Asian (32%) and Hispanic counterparts (30%) to believe getting more black people elected to office is a very effective tactic for addressing inequality.

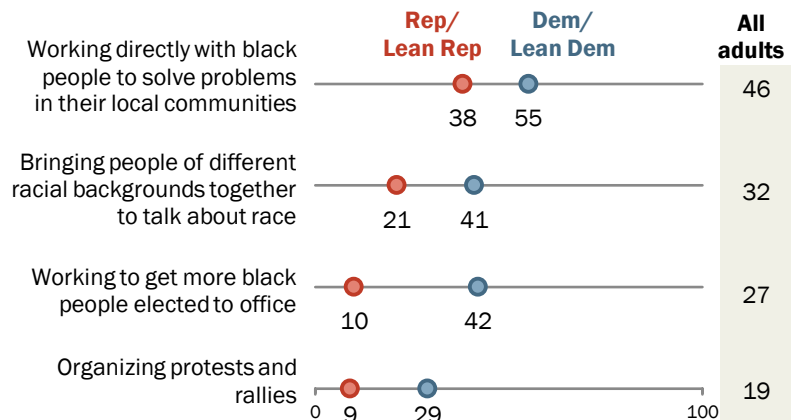
Democrats are far more likely than Republicans to see getting black people elected to office as a very effective way to bring about racial equality

Democrats are more likely than Republicans to say a variety of tactics used by groups and organizations that work to help black people achieve equality would be particularly effective for combating racial inequality.

This partisan gap is widest when looking at views about electing more black people to political offices. Roughly four-in-ten Democrats and Democratic leaners (42%) say that working to get more black people elected to office is a very effective tactic to help black people achieve equality. Just 10% of Republicans and Republican leaners say the same.

Democrats are more likely than Republicans to see several strategies as effective for addressing black inequality

% saying each of the following would be a very effective tactic for groups and organizations that work to help black people achieve equality



Source: Survey of U.S. adults conducted June 4-10, 2020.

"Amid Protests, Majorities Across Racial and Ethnic Groups Express Support for the Black Lives Matter Movement"

PEW RESEARCH CENTER

Democrats are also more likely than Republicans to see organizing protests, bringing people of different racial backgrounds together to talk about race, and working directly with black people to solve problems in their local communities as particularly effective strategies.

On the other hand, many Republicans view these tactics as ineffective. For example, 67% of Republicans and Republican leaners say organizing protests and rallies are not too or not at all effective in bringing about equality, while 49% believe this to be true about getting more black people elected to office. For Democrats and Democratic leaners, those shares are 23% and 14%, respectively.

A majority of Americans support the Black Lives Matter movement

In the wake of recent incidents in which [black Americans have been killed by police](#), the Black Lives Matter movement— and the [hashtag of the same name](#) – is back in the national spotlight. This survey finds that a majority of Americans are supportive of Black Lives Matter, but Republicans and Democrats hold dramatically different views about the movement.

Overall, 67% of Americans say they strongly (38%) or somewhat (29%) support the Black Lives Matter movement, while smaller shares (31%) oppose the movement.³

Across racial and ethnic groups, people are more likely to support rather than oppose Black Lives Matter. The strength of that support is highest among black Americans. Fully 86% say they are at least somewhat supportive of Black Lives Matter, including 71% who offer strong support.

At the same time, large shares of Hispanic (77%), Asian (75%) and white (60%) adults also say they at least somewhat support the Black Lives Matter movement. Still, only about four-in-ten or less of each of these groups express strong support.

Political divides are even more striking than racial ones. Fully 91% of Democrats and Democratic leaners say they support the movement, compared with 40% of Republicans and Republican leaners.

Similar partisan gaps are present when looking only among the white population. White Democrats are 55 percentage points more likely than white Republicans to express some level of

About two-thirds of Americans support Black Lives Matter, but views are deeply divided along partisan lines

% saying they ____ the Black Lives Matter movement

	Strongly support	Somewhat support	Net
All adults	38	29	67
White	31	30	60
Black	71	15	86
Hispanic	42	35	77
Asian*	39	36	75
Rep/Lean Rep	10	30	40
Dem/Lean Dem	62	28	91
<i>Among white adults</i>			
Rep/Lean Rep	7	30	37
Dem/Lean Dem	62	30	92

*Asian adults were interviewed in English only.

Note: Figures may not add to subtotals due to rounding. White, black and Asian adults include those who report being only one race and are non-Hispanic. Hispanics are of any race.

Source: Survey of U.S. adults conducted June 4-10, 2020.

"Amid Protests, Majorities Across Racial and Ethnic Groups Express Support for the Black Lives Matter Movement"

PEW RESEARCH CENTER

³ A [2017 Pew Research Center survey](#) found that 55% of U.S. adults said they supported the Black Lives Matter movement. That survey was conducted via phone, while the 2020 survey was fielded online through the Center's [American Trends Panel](#). These findings [may not be comparable](#) due to differences in how these surveys were conducted.

support for Black Lives Matter (92% vs. 37%). The gap is just as wide when it comes to the shares who are especially supportive: 62% of white Democrats offer strong support, compared with just 7% of white Republicans.

Most Americans say they've had conversations about race or racial equality in the last month

About seven-in-ten Americans (69%) say they have had conversations with family or friends about issues related to race or racial equality in the last month. Another 13% say they have done this, but not in the last month. Majorities of white (70%), black (75%), Hispanic (61%) and Asian (64%) adults say they've had these conversations in the last month.

Some 37% of adults who use social networking sites say they have posted or shared content on those sites related to race or racial equality in the last month. Smaller shares of all U.S. adults say they have contributed money to an organization that focuses on these issues (9%), contacted a public official to express their opinion on race or racial equality (7%), or attended a protest or rally that focused on these issues (6%) in the last month. The shares who say they have *ever* done each of these range from 15% who say they have attended a rally or protest that focused on race or racial equality to 46% who say they have posted or shared content about these topics on social networking sites (among those who use these sites).

About one-in-ten black (10%), Hispanic (9%) and Asian (10%) adults say they have attended a rally or protest focused on race or racial equality in the last month; 5% of white adults say the same. The survey did not specifically ask if respondents attended a protest or rally related to George Floyd's death. Black, Hispanic and Asian adults are also more likely than white adults to say they have contributed money to a group or organization that focuses on race or racial equality. Asian Americans are particularly likely to say they have given money to such an organization: 21% say they have done so in the last month, compared with 13% of Black Americans, 11% of Hispanic Americans and 7% of white Americans.

About one-in-ten black, Hispanic and Asian adults say they have attended a protest or rally focused on race or racial equality in the last month

% saying they have ___ about/focused on race or racial equality *in the last month*

	Had conversations with family or friends	Posted or shared content on social networking sites**	Contributed money to an organization	Contacted a public official to express their opinion	Attended a protest or rally
All adults	69	37	9	7	6
White	70	34	7	5	5
Black	75	51	13	9	10
Hispanic	61	38	11	11	9
Asian*	64	41	21	9	10
Ages 18-29	73	53	21	13	13
30-49	72	38	10	7	7
50-64	67	31	5	4	4
65+	62	25	4	4	2
Rep/Lean Rep	63	25	3	3	2
Dem/Lean Dem	75	49	16	10	10

*Asian adults were interviewed in English only.

**Based on social media users.

Note: White, black and Asian adults include those who report being only one race and are non-Hispanic. Hispanics are of any race.

Source: Survey of U.S. adults conducted June 4-10, 2020.

"Amid Protests, Majorities Across Racial and Ethnic Groups Express Support for the Black Lives Matter Movement"

PEW RESEARCH CENTER

Roughly half of black adults who use social networking sites (51%) say they have posted or shared content related to race or racial equality in the last month, higher than the shares of white (34%) and Hispanic (38%) social media users who say they have done the same. Some 41% of Asian social media users also say they have posted or shared content related to these issues.

With the exception of having conversations with family and friends, adults younger than 30 are more likely than older adults to have done each of the activities asked about in the survey. For example, younger adults are three times as likely as those ages 30 or older to say they've contributed money to an organization that focuses on race or racial equality in the last month (21% vs. 7%).

There are particularly notable age differences in the shares of younger and older Hispanic adults who say they have attended a protest or rally focused on race or racial equality in the last month:

18% of Hispanics ages 18 to 29 say they have done this, compared with 4% of those ages 30 to 49 and 3% of those 50 and older.

The survey also finds wide partisan gaps in these measures of activism, with Democrats and those who lean Democratic more likely than Republicans and Republican leaners to say they have done each of these activities in the last month. For example, one-in-ten Democrats say they have contacted a public official to express their opinion on issues of race or racial equality or attended a protest or rally focused on these issues (10% each) in the last month; just 3% of Republicans say they have contacted a public official and 2% say they have attended a protest focused on race or racial equality. And while 16% of Democrats say they have contributed money to a group or organization that focuses on race or racial equality in the last month, just 3% of Republicans say they have done this.

Democrats who use social networking sites are about twice as likely as their Republican counterparts to say they have posted or shared content related to race or racial equality in the last month (49% vs. 25%).

White, black and Hispanic Democrats are about equally likely to say they have contacted a public official, contributed money or attended a protest in the last month. White and black Democrats are more likely than Hispanic Democrats to say they have talked about these issues with family or friends or have posted or shared content about these issues on social networking sites (among those who use these sites).

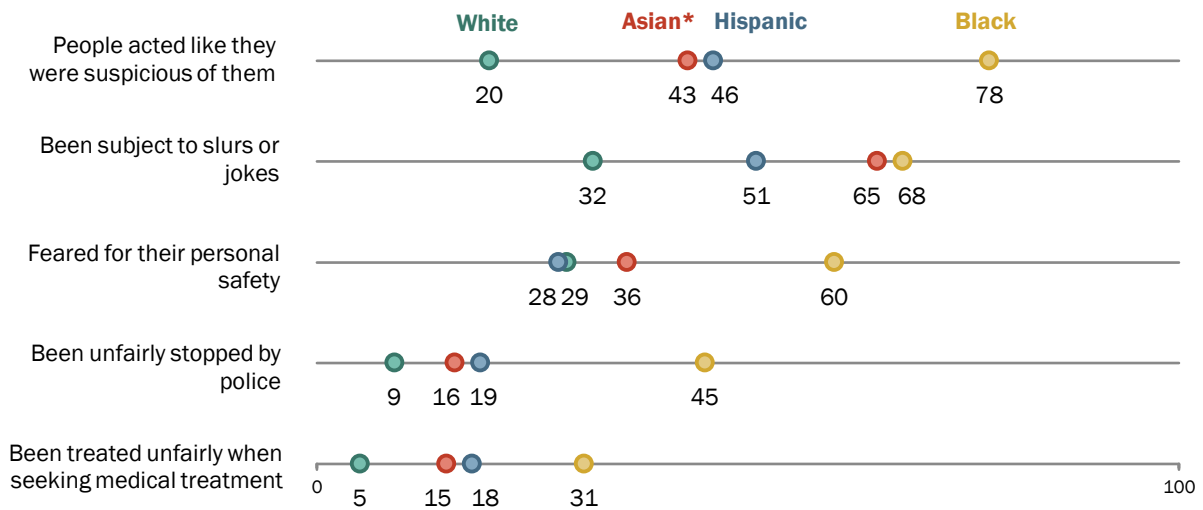
Most black men say they have been unfairly stopped by police because of their race or ethnicity

Most black (83%), Asian (73%) and Hispanic (65%) Americans say they have experienced discrimination or have been treated unfairly because of their race or ethnicity either regularly or from time to time, but black adults are the most likely to say this has happened to them; 31% of white adults say they have experienced discrimination because of their race or ethnicity.

When it comes to specific situations they may have faced because of their race or ethnicity, black Americans are much more likely than other racial or ethnic groups to say people have acted like they were suspicious of them or that they have feared for their personal safety, been unfairly stopped by police or been treated unfairly when seeking medical treatment. For example, 78% of black adults say people have acted like they were suspicious of them, compared with 46% of Hispanic, 43% of Asian and 20% of white adults. Similar shares of black and Asian Americans say they have been subject to slurs or jokes because of their race or ethnicity.

About four-in-ten black Americans say they have been unfairly stopped by police because of their race or ethnicity

% saying each of the following has happened to them because of their race or ethnicity



*Asian adults were interviewed in English only.

Note: White, black and Asian adults include those who report being only one race and are non-Hispanic. Hispanics are of any race.

Source: Survey of U.S. adults conducted June 4-10, 2020.

“Amid Protests, Majorities Across Racial and Ethnic Groups Express Support for the Black Lives Matter Movement”

PEW RESEARCH CENTER

Black men (64%) are far more likely than black women (32%) to say they have been unfairly stopped by police because of their race or ethnicity. White and Hispanic men are also more likely than their female counterparts to say this has happened to them, but gender differences are far less pronounced among white and Hispanics adults (11% of white men vs. 7% of white women and 26% of Hispanic men vs. 12% of Hispanic women say they have experienced this).

Larger shares of black men than women also say they have been subject to slurs or jokes because of their race or ethnicity (76% vs. 62%) or that they feared for their personal safety (67% vs. 56%). There are no significant differences in the shares of black men and women who say people have acted as if they were suspicious of them or who have been treated unfairly when seeking medical treatment.

Acknowledgments

This report is a collaborative effort based on the input and analysis of the following individuals. Find related reports online at [pewresearch.org/socialtrends](https://www.pewresearch.org/socialtrends)

Kim Parker, *Director, Social Trends Research*

Juliana Horowitz, *Associate Director, Research*

Monica Anderson, *Associate Director, Research*

Anna Brown, *Research Associate*

Jesse Bennett, *Research Assistant*

Deja Thomas, *Research Assistant*

Rachel Minkin, *Research Associate*

Baxter Oliphant, *Senior Researcher*

Tanya Ardit, *Communications Manager*

Michael Keegan, *Senior Information Graphics Designer*

Travis Mitchell, *Copy Editor and Digital Producer*

In addition, the project benefited greatly from the guidance of the Pew Research Center methodology team: Courtney Kennedy, Andrew Mercer, Nick Bertoni, Dorene Asare-Marfo, Nick Hatley and Arnold Lau.

Methodology

The American Trends Panel survey methodology

The American Trends Panel (ATP), created by Pew Research Center, is a nationally representative panel of randomly selected U.S. adults. Panelists participate via self-administered web surveys. Panelists who do not have internet access at home are provided with a tablet and wireless internet connection. The panel is being managed by Ipsos.

Data in this report is drawn from the panel wave conducted June 4 to June 10, 2020. A total of 9,654 panelists responded out of 11,013 who were sampled, for a response rate of 88%. This does not include two panelists who were removed from the data due to extremely high rates of refusal or straightlining. The cumulative response rate accounting for nonresponse to the recruitment surveys and attrition is 4.7%. The break-off rate among panelists who logged on to the survey and completed at least one item is 1.6%. The margin of sampling error for the full sample of 9,654 respondents is plus or minus 1.6 percentage points.

American Trends Panel recruitment surveys

Recruitment dates	Mode	Invited	Joined	Active panelists remaining
Jan. 23 to March 16, 2014	Landline/ cell RDD	9,809	5,338	2,308
Aug. 27 to Oct. 4, 2015	Landline/ cell RDD	6,004	2,976	1,335
April 25 to June 4, 2017	Landline/ cell RDD	3,905	1,628	684
Aug. 8 to Oct. 31, 2018	ABS/web	9,396	8,778	6,407
Aug. 19 to Nov. 30, 2019	ABS/web	5,900	4,720	4,682
	Total	35,014	23,440	15,416

Note: Approximately once per year, panelists who have not participated in multiple consecutive waves or who did not complete an annual profiling survey are removed from the panel. Panelists also become inactive if they ask to be removed from the panel.

PEW RESEARCH CENTER

The subsample from the ATP consisted of 11,013 ATP members that responded to the Wave 57 survey and were still active.

The ATP was created in 2014, with the first cohort of panelists invited to join the panel at the end of a large, national, landline and cellphone random-digit-dial survey that was conducted in both English and Spanish. Two additional recruitments were conducted using the same method in 2015 and 2017, respectively. Across these three surveys, a total of 19,718 adults were invited to join the ATP, of which 9,942 agreed to participate.

In August 2018, the ATP switched from telephone to address-based recruitment. Invitations were sent to a random, address-based sample (ABS) of households selected from the U.S. Postal Service’s Delivery Sequence File. In each household, the adult with the next birthday was asked to go online to complete a survey, at the end of which they were invited to join the panel. For a random half-sample of invitations, households without internet access were instructed to return a postcard. These households were contacted by telephone and sent a tablet if they agreed to participate. A total of 9,396 were invited to join the panel, and 8,778 agreed to join the panel and completed an initial profile survey. The same recruitment procedure was carried out on August 19, 2019, from which a total of 5,900 were invited to join the panel and 4,720 agreed to join the panel and completed an initial profile survey. Of the 23,440 individuals who have ever joined the ATP, 15,416 remained active panelists and continued to receive survey invitations at the time this survey was conducted.

The U.S. Postal Service’s Delivery Sequence File has been estimated to cover as much as 98% of the population, although some studies suggest that the coverage could be in the low 90% range.⁴ The American Trends Panel never uses breakout routers or chains that direct respondents to additional surveys.

Weighting

The ATP data was weighted in a multistep process that begins with a base weight incorporating the respondents’ original selection probability. The next step in the weighting uses an iterative technique that aligns the sample to population benchmarks on the dimensions listed in the accompanying table.

Sampling errors and test of statistical significance take into account the effect of weighting. Interviews are conducted in both English and Spanish.

In addition to sampling error, one should bear in mind that question wording and practical difficulties in conducting surveys can introduce error or bias into the findings of opinion polls.

Weighting dimensions

Variable	Benchmark source
Gender	2018 American Community Survey
Age	
Education	
Race/Hispanic origin	
Country of birth among Hispanics	
Years lived in the United States among Hispanics	
Home internet access	
Region x Metropolitan status	2019 CPS March Supplement
Volunteerism	2017 CPS Volunteering & Civic Life Supplement
Voter registration	2018 CPS Voting and Registration Supplement
Party affiliation	Average of the three most recent Pew Research Center telephone surveys.

Note: Estimates from the ACS are based on non-institutionalized adults. Voter registration is calculated using procedures from Hur, Achen (2013) and rescaled to include the total US adult population.

PEW RESEARCH CENTER

⁴ AAPOR Task Force on Address-based Sampling. 2016. “AAPOR Report: Address-based Sampling.”

The following table shows the unweighted sample sizes and the error attributable to sampling that would be expected at the 95% level of confidence for different groups in the survey:

Group	Unweighted sample size	Plus or minus ...
Total sample	9,654	1.6 percentage points
White	6,602	1.8 percentage points
Black	737	5.3 percentage points
Hispanic	1,645	4.5 percentage points
Asian	278	8.2 percentage points

Sample sizes and sampling errors for other subgroups are available upon request. White, black and Asian adults include those who report being only one race and are non-Hispanic. Hispanics are of any race. Asian adults were interviewed in English only.

A note about the Asian American sample

This survey includes a total sample size of 278 Asian Americans. The sample includes English-speaking Asian Americans only and, therefore, may not be representative of the overall Asian American population (74% of our weighted Asian American sample was born in another country, compared with 77% of the Asian American adult population overall). Despite this limitation, it is important to report the views of Asian Americans on the topics in this study. As always, Asian Americans' responses are incorporated into the general population figures throughout this report. Because of the relatively small sample size and a reduction in precision due to weighting, we are not able to analyze Asian American respondents by demographic categories, such as gender, age or education.

© Pew Research Center, 2020