

FOR RELEASE NOVEMBER 13, 2019

Europe's Unauthorized Immigrant Population Peaks in 2016, Then Levels Off

New estimates find half live in Germany and the United Kingdom

BY Phillip Connor and Jeffrey S. Passel

FOR MEDIA OR OTHER INQUIRIES:

Phillip Connor, Senior Researcher

Jeffrey S. Passel, Senior Demographer

Mark Hugo Lopez, Director, Global Migration and Demography Research

Stefan Cornibert, Communications Manager

202.419.4372

www.pewresearch.org

RECOMMENDED CITATION

Pew Research Center, November 2019, "Europe's Unauthorized Immigrant Population Peaks in 2016, Then Levels Off"

Editorial note to readers (March 19, 2025):

This project estimated the number of unauthorized immigrants living in 32 European countries during the mid- to late-2010s. We used what were then the best available data sources from different governments and from the European Union. After our report was published in November 2019, researchers at the University of Oxford’s Migration Observatory [identified a problem](#) with the official data from the United Kingdom’s Office for National Statistics (ONS) on the number of legal immigrants residing in the UK.

The ONS data on legal immigrants that we used in our report did not include those with “indefinite leave to remain” (ILR), a group legally residing in the country. Including the ILR group among legal UK residents results in lower estimated total numbers of unauthorized immigrants for both the United Kingdom and Europe in 2017 and other years. The updated estimates for the number of unauthorized immigrants in 2017 (without waiting asylum seekers) are 700,000-900,000 for the UK and 2.8 million-3.5 million for Europe. [Updated estimates can be found in this table but are not reflected elsewhere in this report.](#)

Updated unauthorized immigrant population estimates for Europe and the United Kingdom, 2014-2017

Estimated number of unauthorized immigrants in thousands by country of residence

	2017		2016		2015		2014	
	Low	High	Low	High	Low	High	Low	High
Estimates <u>without</u> waiting asylum seekers:								
United Kingdom	700	900	800	1,000	700	900	700	900
Total EU-EFTA	2,800	3,500	2,900	3,900	2,200	3,500	2,300	2,900
Estimates <u>with</u> waiting asylum seekers:								
United Kingdom	700	900	800	1,000	700	900	800	900
Total EU-EFTA	3,800	4,500	4,000	5,000	3,200	4,600	2,900	3,400

Note: All numbers are rounded. “Low” and “High” show the range of estimates for the unauthorized immigrant population. The total number of unauthorized immigrants with waiting asylum seekers includes asylum seekers waiting for a decision on their case. Read the [original report](#) for definitions, methodology and rounding rules.

Source: Pew Research Center estimates based on Eurostat and European labor force survey data. Updated on March 18, 2025, to reflect new data for the United Kingdom.

“Europe’s Unauthorized Immigrant Population Peaks in 2016, Then Levels Off”

PEW RESEARCH CENTER

About Pew Research Center

Pew Research Center is a nonpartisan fact tank that informs the public about the issues, attitudes and trends shaping America and the world. It does not take policy positions. The Center conducts public opinion polling, demographic research, content analysis and other data-driven social science research. It studies U.S. politics and policy; journalism and media; internet, science and technology; religion and public life; Hispanic trends; global attitudes and trends; and U.S. social and demographic trends. All of the Center's reports are available at www.pewresearch.org. Pew Research Center is a subsidiary of The Pew Charitable Trusts, its primary funder.

© Pew Research Center 2025

Table of contents

About Pew Research Center	1
Terminology	3
1. Four countries account for the majority of Europe’s unauthorized immigrant population	9
2. The origins, time in country and demographics of unauthorized immigrants in Europe	14
Acknowledgments	19
Methodology	20
Appendix A: Nationalities by regional classification	40
Appendix B: Unauthorized immigrant population trends with waiting asylum seekers, by country	43
Appendix C: Unauthorized immigrant population trends without waiting asylum seekers, by country	45
Appendix D: References	50
Appendix E: Updated unauthorized immigrant population estimates for Europe and the United Kingdom, 2014-2017	55

Terminology

Europe refers to the 28 [European Union \(EU\) member countries](#) in 2017 and the four [European Free Trade Association \(EFTA\)](#) countries – Iceland, Liechtenstein, Norway and Switzerland. This 32-country grouping includes the United Kingdom. The terms “Europe” and “EU-EFTA countries” are used interchangeably throughout this report.

The term **noncitizens** refers to residents of Europe who are not EU-EFTA citizens, most of whom were not born in EU or EFTA countries.

Authorized immigrants are noncitizens with residency status in an EU-EFTA country, often for a period of 12 months or longer. In Europe, this includes those granted refugee status after making an asylum claim and asylum seekers given [subsidiary protection status](#).

Unauthorized immigrants are noncitizens living in their country of residence without a residency permit. Unauthorized immigrants entered their country of residence without authorization, overstayed a visa or did not leave after being ordered to do so. Children born to unauthorized immigrant parents are also part of the unauthorized immigrant population since most European countries do not have birthright citizenship, even though these children may have never migrated. Unauthorized immigrants include asylum seekers waiting for a decision on their case, as their future residential status is uncertain. Similarly, those waiting for deportation, even if temporarily suspended, are also considered unauthorized immigrants. This definition does not include those with forged or false documents that enabled immigrants to enter and/or stay in Europe with authorization from the viewpoint of authorities; data systems do not permit researchers to capture this population.

The terms **asylum seekers** and **asylum applicants** are used interchangeably and refer to individuals who have applied for asylum in a European country after reaching Europe. All family members, whether male or female, children or adults, file individual applications for asylum. While the application is being considered, the applicant is temporarily protected from deportation. During this time, they are considered an asylum seeker waiting on a decision or an unauthorized immigrant with a pending asylum claim. Seeking asylum does not mean applicants will necessarily be permitted to stay in Europe. However, if an asylum application is approved, the asylum seeker is granted refugee status and given the right to work and remain in Europe. If the application is rejected, the applicant can file an appeal.

Europe's Unauthorized Immigrant Population Peaks in 2016, Then Levels Off

New estimates find half live in Germany and the United Kingdom

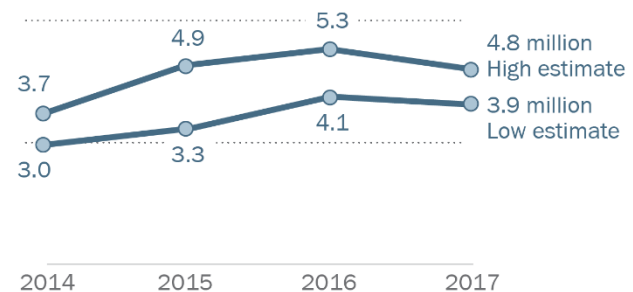
Europe has experienced a [high level of immigration](#) in recent years, driving debate about how countries should deal with immigrants when it comes to [social services](#), [security issues](#), [deportation policies](#) and [integration efforts](#). Among these recently arrived immigrants are many who live in Europe [without authorization](#). Coupled with unauthorized immigrants who were already in Europe, their numbers reach into the millions, though together they make up a small share of Europe's total population.

A new Pew Research Center analysis based on European data sources estimates that at least 3.9 million unauthorized immigrants – and possibly as many as 4.8 million – lived in Europe in 2017. The total is up from 2014, when 3.0 million to 3.7 million unauthorized migrants lived in Europe, but is little changed from a recent peak of 4.1 million to 5.3 million in 2016.¹

Overall, unauthorized immigrants accounted for less than 1% of Europe's total population of more than 500 million people living in the 28 [European Union member states](#), including the United Kingdom, and four [European Free Trade Association \(EFTA\) countries](#) (Iceland, Liechtenstein, Norway and Switzerland). And among the roughly 24 million noncitizens of EU-EFTA countries living in Europe, fewer than one-fifth were unauthorized immigrants in 2017.

Europe's unauthorized immigrant total peaked in 2016 before leveling off

Range for the estimated number of unauthorized immigrants in millions living in Europe, 2014-2017



Note: Estimates are of unauthorized immigrants living in all European Union countries (28, including the UK) and four European Free Trade Association countries (Iceland, Liechtenstein, Norway and Switzerland) combined. All numbers are rounded; see Methodology for rounding rules. The total number of unauthorized immigrants includes asylum seekers waiting for a decision on their case. Low and high estimates indicate the range of estimates based on various methodological approaches.
Source: Pew Research Center estimates based on Eurostat and European labor force survey data.
“Europe’s Unauthorized Immigrant Population Peaks in 2016, Then Levels Off”

PEW RESEARCH CENTER

¹ The [recent decrease](#) in migrant arrivals on Europe's Mediterranean shores as well as an increase in decisions for asylum seeker cases since 2017 are not reflected in these estimates. These developments could affect the estimated size of unauthorized immigrant population in Europe for 2018 and 2019.

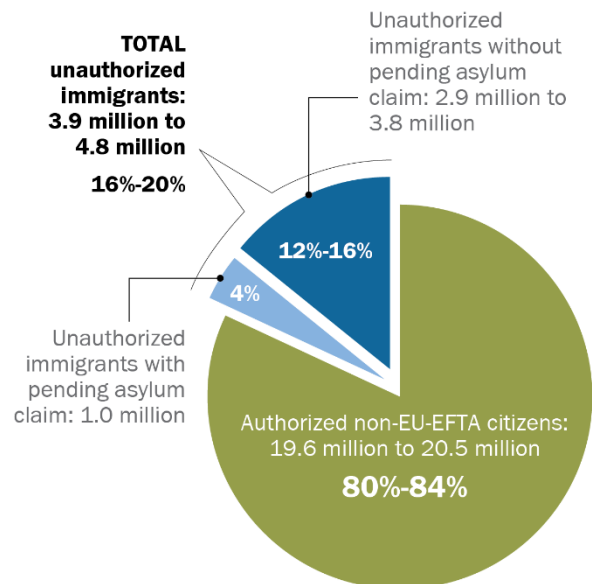
The recent rise in Europe's [long-standing unauthorized immigrant population](#) from nations outside of EU-EFTA countries is largely due to a surge of asylum seekers who mostly arrived in 2015, when more than [1.3 million people applied for asylum in EU-EFTA countries](#). Many from that wave have been approved to remain in Europe. Many others, however, have had their applications rejected. Some have appealed those denials. Still others whose applications were rejected or withdrawn continue to live in Europe.

Meanwhile, many asylum seekers in Europe are still awaiting a decision on their pending application, a group that is part of our estimates, and accounted for nearly a quarter (20% to 24%) of Europe's unauthorized immigrant population in 2017. Although asylum seekers [waiting for a decision](#) have a [temporary legal standing](#), their future in Europe is [uncertain](#). Most entered their country of residence without permission, and the majority of applicants are now seeing their [applications rejected](#). Consequently, many have been or could be subject to deportation orders in the future.

Since asylum seekers waiting for a decision have a temporary lawful status, the Center also produced estimates of the unauthorized immigrant population *without* this group. These estimates are lower – 2.9 million to 3.8 million in 2017 – yet still show an apparent increase from 2014 before the asylum seeker surge, when the unauthorized immigrant population without asylum seekers waiting for a decision was an estimated 2.4 million to 3.2 million. (For estimates of the unauthorized immigrant population in Europe and by country without waiting asylum seekers, see [Appendix C](#).)

Unauthorized immigrants in Europe account for nearly one-in-five non-EU-EFTA citizens

Estimates of people living in Europe without EU or EFTA citizenship, 2017



Note: Estimates of non-EU-EFTA citizens living in all European Union countries (28, including the UK) and four European Free Trade Association (EFTA) countries (Iceland, Liechtenstein, Norway and Switzerland) combined. All numbers are rounded; see Methodology for rounding rules. Low and high estimates indicate the range of estimates based on various methodological approaches. Source: Pew Research Center estimates based on Eurostat and European labor force survey data. "Europe's Unauthorized Immigrant Population Peaks in 2016, Then Levels Off"

PEW RESEARCH CENTER

Unauthorized immigrants made up roughly one-fifth (16% to 20%) of Europe's total non-EU-EFTA population in 2017, according to estimates, with 4% being unauthorized immigrants with a pending asylum claim that year. This means authorized non-EU-EFTA citizens living in Europe outnumbered unauthorized immigrants by about four to one.

The Center's new estimates come at a time when publics across Europe express mixed opinions on the place of immigrants in their societies. A 2018 multi-nation survey from the Center found that majorities in several European countries [support the deportation](#) of immigrants living in their countries illegally. On the other hand, when asked about refugees fleeing war and violence, the 2018 survey also found that majorities across Europe [support taking them in](#), a group that has often entered Europe without permission and claims asylum.

This is the first time Pew Research Center has estimated the size of Europe's unauthorized migrant population. The methodology used for these new estimates builds on the Center's more than 15 years of experience in estimating the size of the unauthorized immigrant population in the United States. The unauthorized immigrant population in the U.S. is more than double the size (10.3 million to 10.7 million in 2017) of that in Europe (3.9 million to 4.8 million); has been decreasing in number since 2007; and makes up a larger share of the total population (roughly 3% in the U.S. compared with less than 1% in Europe). (See our related blog post for more details on how unauthorized immigrant populations and their characteristics differ between Europe and the U.S.)

The Center's estimates are also the first comprehensive estimate for Europe in a decade. Europe's unauthorized migrant population was [last estimated for 2008](#) by an EU-funded team of European researchers called the [Clandestino](#) project. At that time, the number living in the EU was estimated to be 1.9 million to 3.8 million, not including asylum seekers with pending decisions. By comparison, our estimate for 2017 for EU countries only, excluding asylum seekers with a pending application, is 2.8 million to 3.7 million – the upper end of Clandestino's 2008 estimate.²

² The Clandestino project did not include waiting asylum seekers or unauthorized immigrants living in EFTA countries in their European estimate. The total European number would be around 2.2 million to 4.2 million if asylum seekers and unauthorized immigrants in Norway and Switzerland (EFTA countries) were added to Clandestino's estimate.

Who's counted as an unauthorized immigrant?

[Unauthorized immigrants](#) in this report are people living without a residency permit in their country of residence who are not citizens of any European Union or European Free Trade Association (EFTA) country. Most unauthorized immigrants entered an EU-EFTA country without authorization, overstayed a visa, failed to leave after being ordered to do so or have had their deportation temporarily stayed. The unauthorized population also includes those born in EU-EFTA countries to unauthorized immigrant parents, since most European countries do not have birthright citizenship. Finally, the European unauthorized immigrant population estimate includes asylum seekers with a pending decision. This last group makes up nearly a quarter (20% to 24%) of Europe's estimated total unauthorized immigrant population.

Many different immigrant groups [can be counted as unauthorized immigrants](#), as there is no universal definition and the inclusion of some groups over others is a point of debate. A broad definition could include anyone who entered the country without authorization and has yet to procure permanent residency. This definition could include those with [subsidiary protection status](#), a group that [does not qualify for refugee status](#) but receives humanitarian protection that can be renewed for one or two years at a time. Those with this status can sometimes sponsor family members and after several years apply for permanent residency.

By contrast, a narrower definition for unauthorized immigrants would not include those with [legal protection from deportation](#), even if such protection is temporary. From this perspective, unauthorized immigrant populations would not include asylum seekers waiting on a decision, those whose deportation has been deferred or stayed, or children of unauthorized immigrants.

Pew Research Center has selected an approach that considers a combination of authorized entry, legal certainty and likely permanency. In [the U.S.](#), the Center considers those with deportation relief (for example, [Deferred Action for Childhood Arrivals](#) or [Temporary Protected Status](#)) as well as asylum seekers waiting on their cases as unauthorized immigrants. Although these groups are authorized to work, many entered without permission and their legal future in the U.S. is uncertain, as evidenced by recent [policy changes](#) implemented by the U.S. government and subsequent [court cases](#).

In the same way in EU-EFTA countries, deportees with a stayed or deferred deportation who have a legal right of residence and may even be allowed to work are included as unauthorized immigrants. Children born in Europe to unauthorized immigrant parents are considered part of the unauthorized immigrant population. Similarly, asylum seekers with a pending decision, of whom many entered without permission and whose acceptance rates [continue to fall](#), are also included as unauthorized immigrants. Since the definition of an unauthorized immigrant is a point of debate, the Center has published estimates without asylum seekers awaiting a decision on their application (see [Appendix C](#)). Waiting asylum seekers, at nearly 1 million people in Europe in 2017, are likely the largest of unauthorized immigrant groups with an uncertain legal status.

The Center's estimates compared with others

Pew Research Center's unauthorized immigrant estimates in Europe are in line with other reputable data, including estimates from previous studies, statistics on the number of unauthorized immigrants regularized by governments and analysis of recent migration flows.

In Germany, for example, a [separate 2014 estimate](#) using a different method than the one used by the Center and that did not include waiting asylum seekers, estimated the number of unauthorized immigrants to have been 180,000 to 520,000. For the same year, the Center estimated the number of unauthorized immigrants in Germany to be between 300,000 and 400,000 without waiting asylum seekers, within the 2014 study's range. Moving forward, our 2017 estimate for Germany of 600,000 to 700,000 unauthorized immigrants, excluding asylum seekers waiting for a resolution in their case, is in line with expected trends. For more, see our [Germany estimate methodology](#).

Meanwhile, in the UK, a [London School of Economics](#) study placed the number of unauthorized immigrants residing in the country between 417,000 and 863,000 in 2007. Ten years later, after hundreds of thousands of additional migrants from non-EU-EFTA countries entered and stayed in the UK, our 2017 estimate of 800,000 to 1.2 million unauthorized immigrants with waiting asylum seekers would be consistent with recent migration trends. For more methodological background, see our [UK estimate methodology](#).

In Italy, hundreds of thousands of asylum seekers have landed on the country's shores during the past decade. Many have had their asylum cases rejected, and some have remained in Italy without authorization. Adjusting for regularizations of unauthorized immigrants to authorized status during the past decade, deaths, out-migration and additional arrivals, our estimate of 500,000 to 700,000 for 2017, including asylum seekers with a pending asylum case, is similar to the estimate published by the [Iniziativa e Studi sulla Multietnicità Foundation](#). For more information, see our [Italy estimate methodology](#).

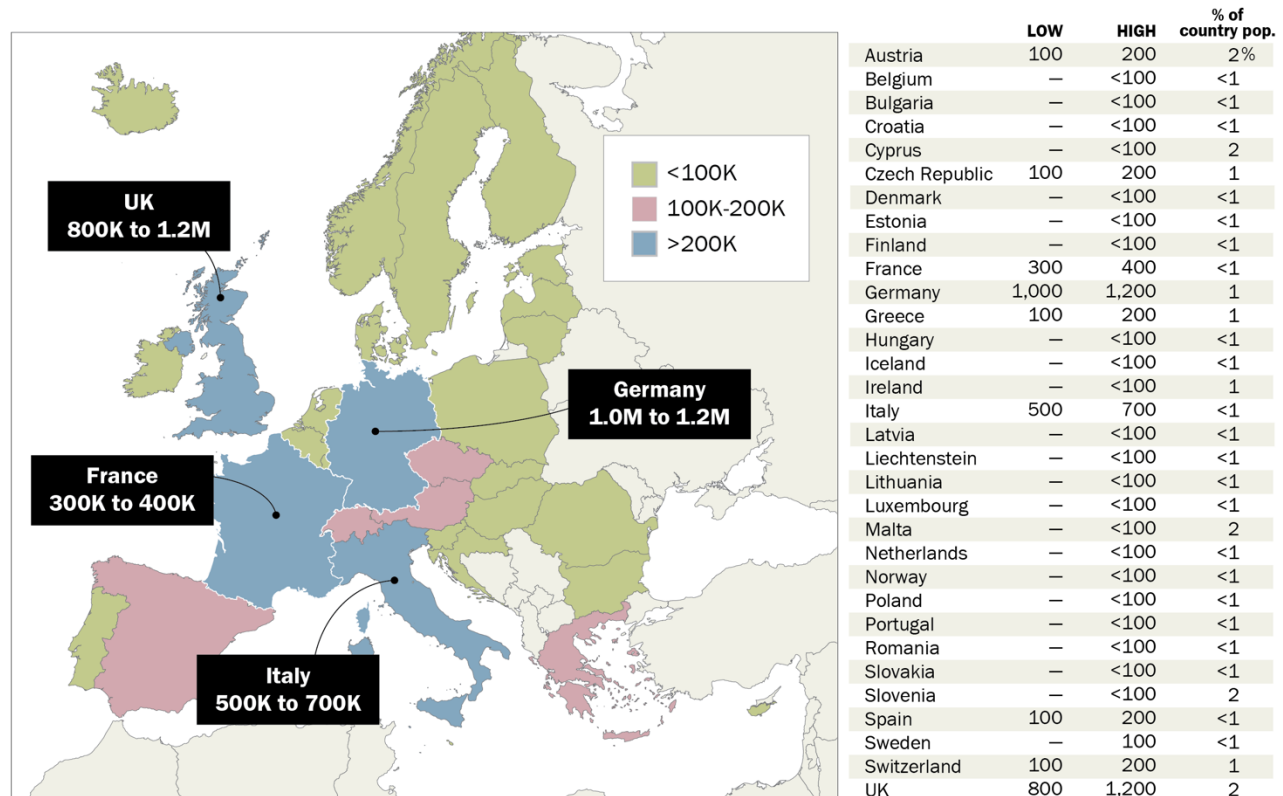
In France, our estimate shows between 300,000 and 400,000 unauthorized immigrants lived in the country in 2017, including some 38,000 asylum seekers waiting for a decision on their case. This estimate is similar to that cited by [government leaders](#) as well as several [French demographers](#). Also, some 300,000 people in 2017 were enrolled in a [government medical plan](#) accessed by unauthorized immigrants. For more, see our [methodology for our France estimate](#).

1. Four countries account for the majority of Europe's unauthorized immigrant population

While each of the 32 nations in the EU and EFTA had some unauthorized immigrants in 2017, the largest numbers were in Germany and the United Kingdom, amounting to about half of Europe's total. Substantial shares also lived in Italy and France. Together, these four countries were home to more than two-thirds (70%) of Europe's unauthorized immigrants. By comparison, Germany,

More than two-thirds of Europe's unauthorized immigrants in 2017 lived in Germany, the UK, Italy and France

Estimated number of unauthorized immigrants in thousands by country of residence, 2017



Note: All numbers are rounded; see Methodology for rounding rules. The total number of unauthorized immigrants includes asylum seekers waiting for a decision on their case. "Low" and "High" show the range of estimates for the unauthorized immigrant population. "—" shown for "Low" estimate means below 100,000. Percentages of total population are rounded, based on midpoint estimates.

Sources: Pew Research Center estimates based on Eurostat and European labor force survey data.

"Europe's Unauthorized Immigrant Population Peaks in 2016, Then Levels Off"

PEW RESEARCH CENTER

How we estimated the number of unauthorized immigrants in Europe

We used four different methods to estimate the unauthorized immigrant population in Europe:

- *Residual* method – the total number of authorized immigrants in a country subtracted from the total number of non-EU-EFTA citizens – is the primary method used to estimate the size of the unauthorized immigrant population in EU-EFTA countries. This is the method used for countries where estimates show six-in-ten (60%) of Europe’s unauthorized immigrant population resided in 2017. This approach has been used by [Pew Research Center](#) and other research organizations in the United States for many years to estimate the size of the U.S. unauthorized immigrant population. In Europe, the “residual” method has previously been used by other researchers, including some country-level estimates published by the [Clandestino](#) project in 2008.
- *Demographic components* method, where the unauthorized immigrant population is demographically updated from the last reliable estimate published in 2008 (17% of Europe’s unauthorized immigrants were in these countries in 2017).
- *Regularization* method (accounting for 3% of Europe’s unauthorized immigrants in 2017), where counts of unauthorized immigrants who moved from an unauthorized to an authorized status in prior years provide an indication of the minimum number of unauthorized immigrants who lived in the country.
- *Proportional ratio* method (20% of unauthorized immigrants in 2017 lived in countries where this method was used), which relies on a proxy ratio of unauthorized immigrants to total non-EU-EFTA citizens from countries with similar immigration patterns. These types of methods were also employed by the [Clandestino](#) project in 2008 with about the same proportions for the total Europe-wide estimate of the unauthorized immigrant population published then. For more on our methods, see the report’s [methodology](#), our methodology video and a methods Q&A with our researchers.

A range of estimates are presented to reflect different data, methodological approaches and adjustments in estimating the size of the unauthorized immigrant population in each European country. Our estimates of the unauthorized immigrant population in Europe include annual estimates for 2014 to 2017. The year 2014 was the first year [Eurostat](#), Europe’s statistical agency, began releasing noncitizen population numbers for every European country, a needed component for the estimation methods used in this report.

the UK, Italy and France accounted for slightly more than half of Europe's total population in 2017.

Between 1.0 million and 1.2 million unauthorized migrants were estimated to live in Germany in 2017, with roughly the same number (800,000 to 1.2 million) in the UK. Meanwhile, between 500,000 and 700,000 are estimated to have lived in Italy and another 300,000 to 400,000 lived in France that year. In each of these countries, anywhere from less than 1% to slightly more than 2% of country populations were estimated to be unauthorized immigrants in 2017.

Among noncitizens, authorized immigrants outnumbered unauthorized immigrants in 2017. An estimated four times as many authorized (19.6 million to 20.5 million) as unauthorized immigrants (3.9 million to 4.8 million) lived in Europe in 2017. That ratio was about the same in Germany, while it was closer to one-to-one in the UK. Meanwhile, the estimated ratio of authorized to unauthorized non-EU-EFTA citizens is much higher in France (nearly nine times as many), Italy (nearly six times as many) and all other EU-EFTA countries as a combined group (about six times as many).

In many, though not all European countries, the number of unauthorized migrants residing in them increased between 2014 and 2016. For some, the unauthorized migrant population peaked in 2016 and then either leveled off or fell in 2017.

In Germany, the number of unauthorized immigrants roughly doubled between 2014 and 2016, when it reached a peak of 1.1 million to 1.4 million. By 2017, the population appeared to decline slightly (1.0 million to 1.2 million), though it is within the broader 2016 range. Consequently, the range of estimates indicates no sizable change between 2016 and 2017. Similarly, the trend for Germany's unauthorized immigrant population when not including asylum seekers waiting for a decision on their case also peaked in 2016, to between 500,000 and 800,000,

Authorized immigrants outnumbered unauthorized immigrants in Europe in 2017

Estimates of people living in Europe without EU or EFTA citizenship by country of residence, 2017

	Unauthorized immigrants (thousands)	Authorized immigrants (thousands)	% Unauthorized of non-EU-EFTA immigrants
Germany	1,000 to 1,200	4,200 to 4,400	19 to 21
UK	800 to 1,200	1,200 to 1,600	36 to 50
Italy	500 to 700	3,300 to 3,600	12 to 17
France	300 to 400	2,700 to 2,800	10 to 11
Other	1,200 to 1,400	8,000 to 8,300	13 to 15
Europe	3,900 to 4,800	19,600 to 20,500	16 to 20

Note: Estimates are of unauthorized and authorized immigrants living in all European Union countries (28, including the UK) and four European Free Trade Association countries (Iceland, Liechtenstein, Norway and Switzerland) combined. All numbers are rounded; see Methodology for rounding rules. The total number of unauthorized immigrants includes asylum seekers waiting for a decision on their case. Low and high estimates indicate the range of estimates based on various methodological approaches.

Source: Pew Research Center estimates based on Eurostat and European labor force survey data.

"Europe's Unauthorized Immigrant Population Peaks in 2016, Then Levels Off"

PEW RESEARCH CENTER

before appearing to decline slightly in 2017. (See [Appendix C](#) for estimates of the size of Germany's unauthorized immigrant population without asylum seekers waiting for a decision.)

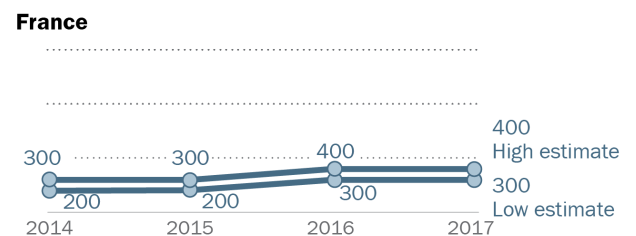
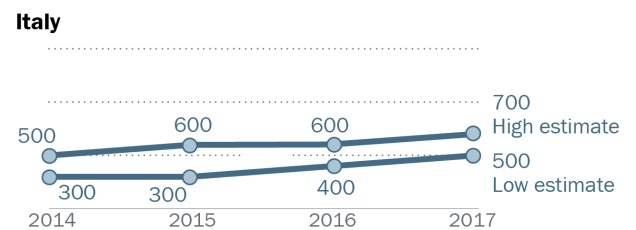
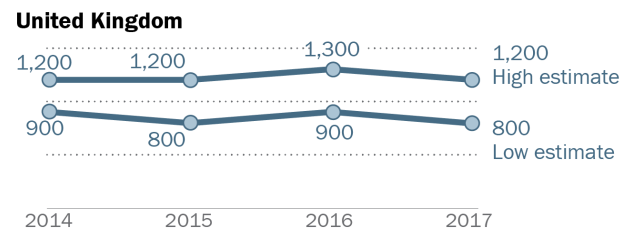
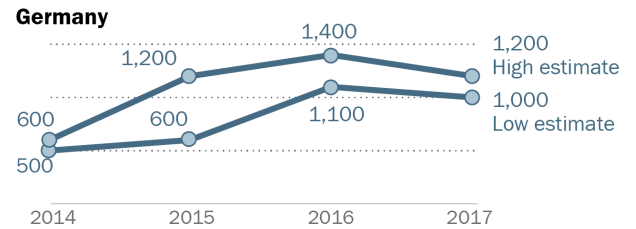
By contrast, the UK estimates show little change between 2014 (900,000 to 1.2 million) and 2017 (800,000 to 1.2 million) in the number of unauthorized immigrants. With such a wide range, however, it is possible that a change in the population size happened during this period. Notably the UK was not a top destination for the recent 2015 surge of asylum seekers in Europe. As a result, most of the UK's unauthorized immigrant population is likely people who have overstayed their visas or asylum seekers who have remained in the UK after not seeing their cases approved.

In Italy, the estimated number of unauthorized immigrants increased between 2014 and 2017. This might be due to a continued flow of asylum seekers arriving in Italy through 2017, as well as [tighter border inspections](#) by Italy's northern and western neighbors that has kept some asylum seekers from moving on to other European countries. If asylum seekers waiting for a decision on their applications are excluded from the total, there was only a marginal increase in the number of unauthorized immigrants in Italy between 2014 and 2017 (see [Appendix C](#) for estimates without waiting asylum seekers).

In France, a similar peak in estimates occurred in 2016, but the total did not decline through 2017. Some 300,000 to 400,000 unauthorized immigrants are estimated to have lived in France in 2017, up from 200,000 to 300,000 in 2014. Compared with other large immigrant destinations in Europe, France has a relatively lower number of unauthorized immigrants.

Number of unauthorized immigrants since 2014 is up in several European countries

Range for the estimated number of unauthorized immigrants in thousands by country of residence, 2014-2017



Note: All numbers are rounded; see Methodology for rounding rules. The total number of unauthorized immigrants includes asylum seekers waiting for a decision on their case. Low and high estimates indicate the range of estimates based on various methodological approaches.

Source: Pew Research Center estimates based on Eurostat and European labor force survey data.

"Europe's Unauthorized Immigrant Population Peaks in 2016, Then Levels Off"

PEW RESEARCH CENTER

A possible reason for this is that some unauthorized immigrants can [obtain authorized residency](#) after living there for [several](#) years when meeting certain criteria.

Fewer than a third of Europe's unauthorized immigrants in 2017 lived in the other 28 EU-EFTA countries. This amounted to an estimated 1.2 million to 1.4 million people. Among these countries, many had fewer than 100,000 unauthorized immigrants in 2017. Others, like Austria, the Czech Republic, Greece, Spain and Switzerland, had an estimated 100,000 to 200,000 unauthorized immigrants in 2017.

The combined number of unauthorized immigrants living in these 28 countries also increased since 2014 (when there were an estimated 1.0 million to 1.1 million), peaking in 2016 (1.3 million to 1.7 million) before appearing to decrease in 2017 (1.2 million to 1.4 million). The same pattern is true if waiting asylum seekers are not included. For this smaller combined group, the estimated number of unauthorized migrants increased between 2014 (700,000 to 900,000) and 2017 (900,000 to 1.2 million). (Annual estimates for the number of unauthorized immigrants living in each European country between 2014 and 2017 can be found in [Appendix B](#). See [Appendix C](#) for estimates of the unauthorized immigrant population when not including waiting asylum seekers.)

2. The origins, time in country and demographics of unauthorized immigrants in Europe

Unauthorized immigrants residing in Europe in 2017 were from a diverse set of origin countries, had lived in Europe for a relatively short period of time and were relatively young. More than half were male.

Our estimates of characteristics of unauthorized immigrants in Europe do not cover the entire population because of data limitations, but they represent 84% of Europe's unauthorized immigrant population – an overwhelming majority of the total. The data on characteristics covers asylum seekers waiting for decisions in all 32 EU-EFTA countries, as well as the unauthorized immigrant populations in 18 of the 32 EU-EFTA countries.³ Additionally, separate estimates were produced for the two countries with the largest unauthorized immigrant populations – Germany and the UK. (See the [Methodology](#) for more information on how characteristics of unauthorized immigrants in Europe were estimated.)

³ These 18 countries are Bulgaria, Croatia, Cyprus, the Czech Republic, Estonia, France, Germany, Greece, Hungary, Ireland, the Netherlands, Poland, Portugal, Romania, Slovakia, Spain, Switzerland and the UK. The characteristics are estimated from each country's labor force survey (see [Methodology](#)). These 18 countries account for 80% of the unauthorized immigrants in Europe who are not asylum seekers waiting for decisions.

The diverse origins of Europe's unauthorized immigrants

The unauthorized immigrant population of EU and European Free Trade Association countries comes from around the world. Three-in-ten unauthorized immigrants in 2017 were estimated to be from Asia-Pacific countries, including Afghanistan and Pakistan, while an estimated 23% were from European countries outside of the EU and European Free Trade Association, including Russia and Turkey.⁴ Some 21% were from countries in the Middle East-North Africa region such as Syria and Iraq. Meanwhile, 17% were from sub-Saharan African countries such as Nigeria and Eritrea, and 8% were from countries in the Americas.

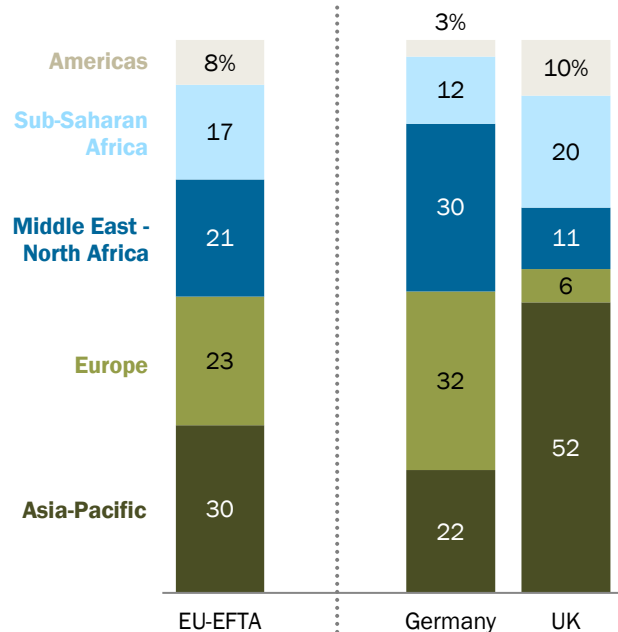
In Germany, an estimated third (32%) of unauthorized immigrants in 2017 had European nationalities of non-EU-EFTA countries. Another three-in-ten (30%) were from Middle East-North Africa region countries, and close to a quarter (22%) were from countries in the Asia-Pacific region.

In the UK, about half (52%) of all unauthorized immigrants were estimated to have nationalities from the Asia-Pacific region in 2017, while a fifth (20%) had nationalities from sub-Saharan African countries.

The origins of Europe's unauthorized immigrants stand in contrast to those of unauthorized immigrants living in the U.S., where the Center has been estimating the characteristics of unauthorized immigrants for many years. There,

Many nationalities make up the unauthorized immigrant population in Europe

% unauthorized immigrants in 2017, by region of nationality



Note: Results for EU-EFTA countries represents about 84% of unauthorized immigrants living in EU-EFTA countries, including asylum seekers waiting for a decision in their case. See Methodology for details. Totals may not add to 100% due to rounding. See Appendix A for nationalities in each of the origin regions.

Source: Pew Research Center estimates based on Eurostat and European labor force survey data.

"Europe's Unauthorized Immigrant Population Peaks in 2016, Then Levels Off"

PEW RESEARCH CENTER

⁴ Specific country examples are drawn from the top nationalities in each region using data representing asylum seekers with pending decisions – a group that makes up large shares of unauthorized immigrants in many European countries. Specific nationality data for unauthorized immigrants *not* waiting on an asylum claim is unavailable in the survey data used to develop the estimates. See [Appendix A](#) for a list of nationalities that make up each region.

the overwhelming majority (78%) in 2017 were from only one region, the Americas, with [Mexicans alone making up nearly half](#) of all unauthorized immigrants.

Most unauthorized immigrants in Europe have lived there less than five years

In 2017, more than half (56%) of Europe's unauthorized immigrants are estimated to have lived in their country of residence for less than five years. Almost half of these shorter-term residents were asylum seekers waiting for decisions on their applications.

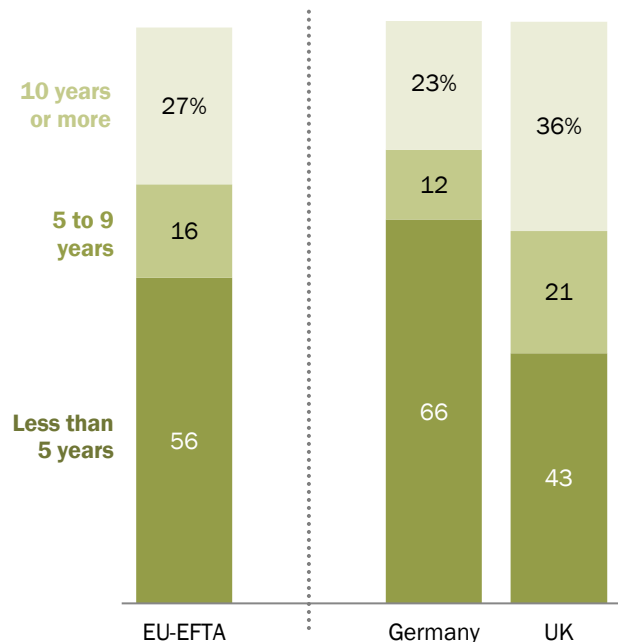
Another estimated 16% of unauthorized immigrants in Europe in 2017 had lived in their country of residence between five and nine years, while 27% had lived there 10 years or longer.

In Germany, about two-thirds (66%) of unauthorized immigrants had lived in the country for less than five years; many of them were asylum seekers with a pending decision on their application. On the other hand, unauthorized immigrants in UK were more likely to be long-term residents – the majority (57%) had lived there for five years or longer, while 43% had lived there for less than five years.

By comparison, most [unauthorized immigrants in the U.S.](#) in 2017 were much more settled, with longer periods of residence. The majority, or about two-thirds (65%), had lived in the U.S. 10 years or longer, 15% for five to nine years, and 20% for less than five years.

Most unauthorized immigrants in Europe have had short periods of residence

% unauthorized immigrants in 2017, by duration of residence



Note: Data for EU-EFTA represent about 84% of unauthorized immigrants living in EU-EFTA countries, including asylum seekers waiting for a decision in their case. See Methodology for details. Totals may not add to 100% due to rounding.

Source: Pew Research Center estimates based on Eurostat and European labor force survey data.

"Europe's Unauthorized Immigrant Total Peaks in 2016, Then Levels Off"

PEW RESEARCH CENTER

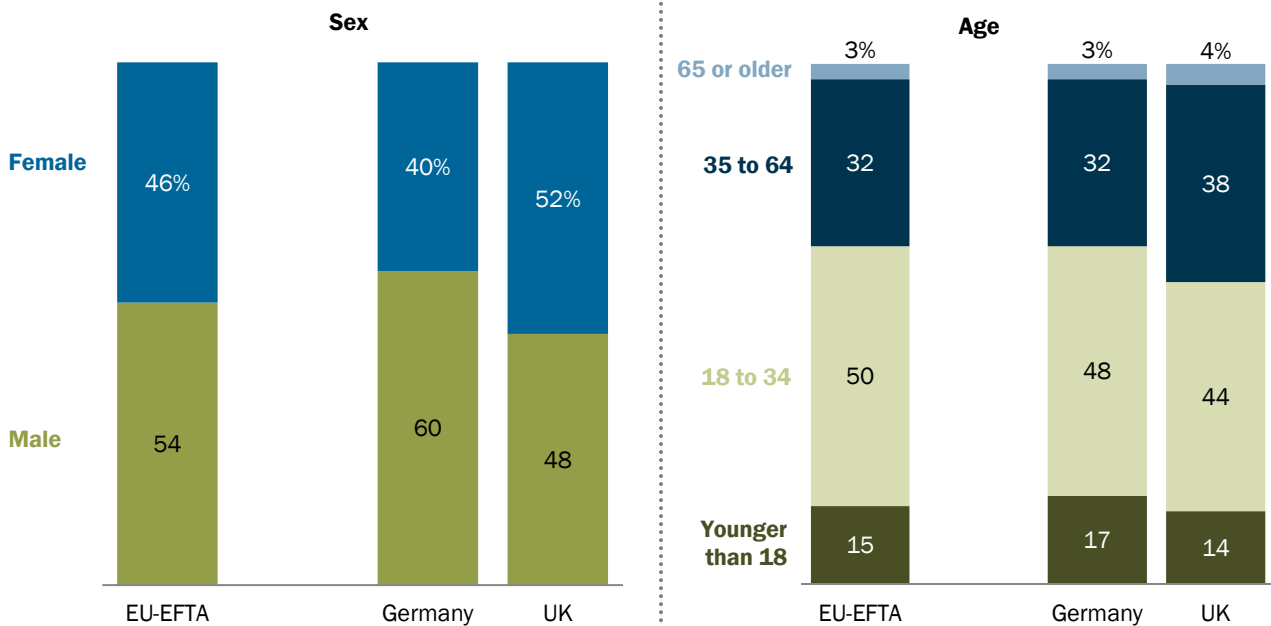
More than half of unauthorized immigrants in Europe are male

Men and boys made up a slight majority (54%) of unauthorized immigrants in Europe in 2017. That share was even higher in Germany (60%), while unauthorized immigrants in the UK were about equally male (48%) as female (52%), according to estimates.

Meanwhile, the majority (65%) of Europe's unauthorized immigrants were younger than 35 in 2017. Similarly, majorities of unauthorized immigrants living in Germany (65%) and the UK (58%) were younger than 35.

More than half of unauthorized immigrants in Europe are male and most unauthorized immigrants are relatively young

% unauthorized immigrants in 2017, by sex and by age



Note: Results for EU-EFTA countries represents about 84% of unauthorized immigrants living in EU-EFTA countries, including asylum seekers waiting for a decision in their case. See Methodology for details. Totals may not add to 100% due to rounding.

Source: Pew Research Center estimates based on Eurostat and European labor force survey data.

"Europe's Unauthorized Immigrant Population Peaks in 2016, Then Levels Off"

PEW RESEARCH CENTER

By comparison, a slight majority (54%) of unauthorized immigrants in the U.S. in 2017 were also male. But, unlike in Europe, fewer than half (42%) of U.S. unauthorized immigrants were younger than 35. This difference in age reflects both the longer duration of residence of unauthorized immigrants in the U.S. compared with those in Europe and the fact that U.S.-born children of unauthorized immigrants are U.S. citizens, not unauthorized immigrants.⁵ A larger share of unauthorized immigrants in the U.S. entered the country a decade ago or more, many in their late teens and 20s. By contrast, [a young population](#) of asylum seekers entered Europe only a few years ago, and many of them remained part of the unauthorized immigrant population in 2017.

⁵ The European-born children of unauthorized immigrants are themselves considered unauthorized immigrants. By contrast, U.S.-born children of unauthorized immigrants in the U.S. are citizens at birth. This added number of unauthorized immigrant minors in Europe likely makes the share under age 18 higher (15%) compared with the U.S. (7%).

Acknowledgments

This report was written by Phillip Connor, Senior Researcher, and Jeffrey S. Passel, Senior Demographer.

Editorial guidance was provided by Mark Hugo Lopez, Director of Global Migration and Demography Research; Neil G. Ruiz, Associate Director of Global Migration and Demography Research; James Bell, Vice President of Global Strategy; D’Vera Cohn, Senior Writer and Editor; and Jens Manuel Krogstad, Senior Writer and Editor.

The report was number-checked by Luis Noe-Bustamante, Research Assistant, and Abby Budiman, Research Analyst. Travis Mitchell and Shannon Greenwood, Digital Producers, produced the report. David Kent copy edited the report.

Throughout the estimation and editorial process, more than 25 European migration experts, including many who were part of the 2008 [Clandestino](#) project, were consulted on our estimation methods and our estimates. Migration statisticians at national statistical offices throughout Europe, policymakers and academic researchers were also consulted.

Additionally, the report was formally reviewed by the following external reviewers at various stages of preparation:

- Christian Dustmann, University College London
- Catherine Fieshi, Queen Mary University of London and director of Counterpoint
- Albert Kraler, Danube University
- Victoria Rietig, German Council on Foreign Relations
- Anna Triandafyllidou, Ryerson University and former professor of European University Institute
- Carlos Vargas-Silva, Oxford University
- Hania Zlotnik, former Director of United Nations Department of Economic and Social Affairs Population Division

Final methodological and editorial decisions reflect those made by Pew Research Center researchers and not necessarily those of reviewers.

Find related reports online at pewresearch.org/global and pewresearch.org/hispanic.

Methodology

Estimates presented in this report for Europe's unauthorized immigrant population are for the size of this population residing in the European Union (all 28 countries, including the United Kingdom) and European Free Trade Association countries (Iceland, Liechtenstein, Norway and Switzerland), a total of 32 European nations. Estimates are presented for the end of each year, or Dec. 31, in 2014, 2015, 2016 and 2017. Most of the estimates are based on data from [Eurostat](#), Europe's statistical agency.

Estimates of the unauthorized immigrant population for EU-EFTA countries are based on four different methodologies:

- (1) **Residual method**, considered the best methodology for estimating unauthorized immigrant populations. This method was used in 11 of the 32 European countries, which together accounted for more than half (about 60%) of the estimated unauthorized immigrant population in Europe in 2017.
- (2) **Demographic components method**, a second-best methodology for estimating the unauthorized immigrant population, which was used when the residual method was not possible. This technique was used in Italy and Greece, which together accounted for about 17% of the unauthorized immigrant population in Europe in 2017.
- (3) **Regularization method**, based on government data indicating the number unauthorized immigrants achieving authorization. This methodology was used for the unauthorized immigrant population estimate in Spain, which accounted for about 3% of the unauthorized immigrant population in Europe in 2017.
- (4) **Proportional ratio method**, used in countries where the three preferred methods were not possible to implement due to data limitations. This method was used for the majority of countries in the EU-EFTA, 18 of the

Methods used for estimating unauthorized immigrant populations, by country

Country	Method
Austria	Ratio
Belgium	Ratio
Bulgaria	Residual
Croatia	Residual
Cyprus	Residual
Czech Republic	Ratio
Denmark	Ratio
Estonia	Ratio
Finland	Ratio
France	Residual
Germany	Residual
Greece	Demographic
Hungary	Ratio
Iceland	Ratio
Ireland	Residual
Italy	Demographic
Latvia	Ratio
Liechtenstein	Residual
Lithuania	Ratio
Luxembourg	Residual
Malta	Residual
Netherlands	Ratio
Norway	Ratio
Poland	Ratio
Portugal	Residual
Romania	Ratio
Slovakia	Ratio
Slovenia	Ratio
Spain	Regularization
Sweden	Ratio
Switzerland	Ratio
United Kingdom	Residual

PEW RESEARCH CENTER

32, which together accounted for about one-fifth (20%) of the total unauthorized immigrant population in Europe in 2017.

Many of these same methods were used in the 2008 [Clandestino](#) project, the last time a comprehensive estimate of the size of the unauthorized immigrant population in Europe was published. Each of these methods are presented in detail and specifics are further described for the four largest countries – Germany, the UK, Italy and France.

For every country, we provide a range for the estimated number of unauthorized immigrants to reflect the inherent uncertainty in attempting to measure a hidden population. Our analysis focuses on the low and high ends of the range. In some countries, the range reflects different adjustments (for example, adjustments for undercounts in surveys). In other countries, the range reflects alternative methods for estimating the unauthorized immigrant population.

Unauthorized immigrants include those who enter a country without authorization, usually by crossing a border without encountering immigration officials (i.e., clandestine entrants) and continue to not have authorized status. A second group are those who enter with documents permitting residence or temporary stay but stay beyond the expiration of the permit (i.e., visa overstayer).⁶

A third group of non-EU-EFTA citizens who take up residence in a country without permission to immigrate are people seeking asylum after entry. Although some researchers have excluded asylum seekers from their unauthorized immigrant estimates, most asylum seekers entered their country of residence without authorization and are in an uncertain status as they wait for their application to be processed. Due to their uncertain future in the country, they are included as unauthorized immigrants in this report.

⁶ We do not include individuals who have valid documents for residency but otherwise violate the terms of admission – for example, an individual who has an education visa but works in violation of the visa's terms.

Methods used to estimate the number of unauthorized immigrants in Europe

Residual method

The residual method is based on this simple formula:

$$\text{Unauthorized immigrants (U)} = \text{Total foreign, noncitizens (F)} - \text{Authorized noncitizens (A)}$$

EU and EFTA countries annually report to [Eurostat](#) estimates of the number of [non-EU-EFTA citizens, or foreign citizens](#), (F) living in their countries. Some of these estimates stem from demographic estimates based on 2011 censuses. Data from large-scale surveys and migrant flows are used to update population estimates that countries send to Eurostat.⁷ European countries with noncitizen population estimates that are based on censuses and surveys presumably include unauthorized immigrants in their totals, since these surveys cover the entire resident population. European countries where we used the residual method are Bulgaria, Croatia, Cyprus, France, Germany, Ireland, Liechtenstein, Luxembourg, Malta, Portugal and the UK. These countries together account for about 60% of the estimated total number of unauthorized immigrants in Europe.

These same European countries annually report to Eurostat the total number of people which are authorized (A) to live in the country with a [residence permit](#).⁸ These data contain information on nationality, length of permitted stay (less than 12 months or 12 months and longer) and type of permit (education, family, occupation, refugee or other).⁹ To remain consistent with population data, which defines residents as those living or intending to live in the country for 12 months or longer, only permits of 12 months or longer are used for our unauthorized immigrant estimates.¹⁰

⁷ Most noncitizen estimates are based on demographic adjustments to the last census round carried out among EU-EFTA countries in 2011. The potential for measurement error in the estimates is greater for dates further from 2011.

⁸ Eurostat compiles population statistics, including residential permit data, from EU and EFTA countries. Countries are asked to follow data definitions provided by Eurostat, but these data [may not always be consistent](#) across countries. Wherever possible, we have tried to correct any identifiable inconsistencies. A [recent analysis](#) of residential permit data by Eurostat finds some inconsistencies between non-EU-EFTA citizen populations and the number of residence permits held by non-EU-EFTA citizens. Possible explanations include the presence of unauthorized immigrants, differences in reporting periods and other issues.

⁹ Eurostat's population estimates are for Jan. 1 each year, while residency permit data are for Dec. 31. We treat these as the same, referring to the end of the calendar year. Consequently, Europe's unauthorized immigrant population estimates in this report are as of year-end, or Dec. 31, of the referenced year.

¹⁰ Some asylum seekers included in our unauthorized immigrant estimates had lived in their country of residence for less than 12 months; but, they intend to stay in their country of residence beyond 12 months. As a result, they should be included in most non-EU-EFTA citizen totals provided by countries that say asylum seekers waiting for decisions are in their total population estimates.

One exception to this general rule is the UK, where permit figures are [calculated differently](#) than in other European countries. (See [UK Methodology](#) for more details.)

Population estimates for Europe's non-EU-EFTA-citizen population in many countries include the [asylum seeker population](#) waiting for their case to be decided.¹¹ For Bulgaria, Croatia, Liechtenstein and Malta, asylum seekers are not included in the noncitizen population estimate. They were added to our estimates of unauthorized immigrants.

It is widely known that noncitizen populations are regularly under sampled in surveys and censuses.¹² Consequently, the high estimates represent a 10% adjustment to account for under-coverage in the underlying survey and census data.¹³ The adjustment is the addition of 10% of the low estimate of unauthorized immigrants without asylum seekers. One exception to this adjustment factor was Germany, which has a very high response rate for its large-scale surveys. Instead, the low estimate used the non-EU-EFTA-citizen share found in Germany's large-scale labor force survey in 2017, while the high estimate used the noncitizen population figure reported to Eurostat.

¹¹ Some individuals in these data might be double counted. For example, an authorized resident can also be an asylum applicant. We expect this number of individuals to be small; thus, no adjustment for double counting was made to the estimates.

¹² See [Van Hook et al., 2014](#); [Marcelli and Ong, 2002](#).

¹³ This adjustment level was first used in the UK for the [2001 unauthorized immigrant estimate](#) produced by the UK Home Office. The adjustment level also follows the general adjustment methods used by Pew Research Center to its U.S. unauthorized immigrant estimates.

Countries with unauthorized immigrant population estimates based on the residual method

Country	Non-EU-EFTA-citizen data source(s)	Resident permits	Asylum seekers waiting on their case were ...	Undercount adjustment	Other adjustments
Bulgaria	Census, administrative data	12+ months	Added to unauthorized immigrant estimate	Yes	
Croatia	Census, administrative data	12+ months	Added to unauthorized immigrant estimate	Yes	
Cyprus	Census, surveys	12+ months	Included in noncitizen estimate	Yes	
France	Census, population register	12+ months	Included in noncitizen estimate	Yes	
Germany	Census, population registers	12+ months	Included in noncitizen estimate	No	Low estimate uses labor force survey data for noncitizen population
Ireland	Census, surveys	12+ months	Included in noncitizen estimate	Yes	
Liechtenstein	Census, population registers	12+ months	Added to unauthorized immigrant estimate	Yes	
Luxembourg	Census, population register	12+ months	Included in noncitizen estimate	Yes	
Malta	Census, population register, surveys	12+ months	Added to unauthorized immigrant estimate	Yes	
Portugal	Census, surveys	12+ months	Included in noncitizen estimate	Yes	
United Kingdom	Census, surveys	3-12+ months	Included in noncitizen estimate	Yes	Low estimate uses 3-12+ month permits; High estimate uses 12+ month permits

Note: Details on population data taken from Eurostat's description of [population](#) and [international migration](#) statistics.

PEW RESEARCH CENTER

Demographic components method

Some European countries such as Italy and Greece have experienced a rapid inflow of migrants over an extended period. Census-based estimates and population registers are often less suitable for estimating unauthorized immigrant populations because the rapid nature of population change due to migration may not be included in these national statistics.

Consequently, an alternative method must be employed to estimate the size of the unauthorized immigrant population. One such method is to start with a previous reliable estimate of the unauthorized immigrant population and apply demographic techniques (in-migration, out-migration, deportations, regularizations, deaths and births) to project forward the unauthorized immigrant population to the years estimated in this report.

In Italy, for example, our estimates start with 2008 estimates from the [Clandestino](#) project that used large-scale surveys in the 2000s to measure the unauthorized immigrant population. Then we carried the 2008 estimate forward to 2014 through 2017 with standard demographic techniques based on data for fertility, mortality and migration, all drawn from Eurostat's aggregate data. Additionally, the number of asylum seekers submitting a first-time application between 2008 and 2017 were added to these totals, adjusting for asylum rejections, withdrawn cases and deportations of unauthorized immigrants.¹⁴ Finally, a conservative estimate of visa overstayers based on first-time visas granted between 2008 and 2017 was added to the total. Our range of estimates uses the Clandestino low and high estimates for 2008 as different starting populations.

A similar demographic components method was applied to data from Greece in estimating its unauthorized immigrant population. The 2008 base estimates (low and high) were drawn from the Clandestino project, an estimate originally based on the residual method.

¹⁴ Half of asylum seekers in Italy who withdrew their cases were considered to have stayed in the country. Eurostat's average out-migration rate for non-EU-EFTA nationals throughout the decade was applied. Estimates were adjusted by known implicit and explicit regularization programs. Finally, between 1% and 2% of individuals having received first-time permits between 2008 and 2017 were assumed to have overstayed their visas.

Regularization method

Spain's data for the noncitizen population is based on the nation's population register, a listing that may not include unauthorized immigrants and so is not suitable for use in a residual estimate.¹⁵ However, unauthorized immigrants in Spain can regularize (apply for temporary residency) after [living in the country for two or three years](#). Data on this regularization of unauthorized status provides a series of data points for a minimum number of unauthorized immigrants that lived in the country before their regularization.

By adding regularizations over a three-year period, an estimate for the earliest year can be produced. For example, by adding years 2014 to 2016, a figure for 2014 can be estimated. For regularizations beyond 2017, regularization trends over a four-year period were extrapolated.¹⁶ Because of this method, the estimate for Spain is considered a lower-bound estimate as it is expected some unauthorized immigrants either do not qualify for the regularization program or choose to not take part in it. Finally, asylum seekers waiting on decisions, a population [that has grown](#) in recent years in Spain, were added.

¹⁵ A residual method is not possible in Spain due to the [routine removal](#) of noncitizens in the *Padrón* (Spain's foreigner registry) when noncitizens do not use services or do not regularly update their information. Also, [high emigration](#) of the noncitizen population in Spain following the country's recession as well as a change in [health insurance benefits](#) for unauthorized immigrants have made the country's population register a less useful resource for calculating the unauthorized immigrant population in Spain.

¹⁶ The average annual increase in regularizations was applied to further years that were unavailable, projecting out to 2019.

Proportional ratio method

The residual method cannot be applied to countries that estimate the size of their total populations with a population register each year. Population registers rarely include unauthorized immigrants; consequently, a different method is required. The proportional ratio method is based on a ratio of unauthorized immigrants to authorized non-EU-EFTA citizens from countries with similar migration patterns. A ratio method was used by the [Clandestino](#) project in 2008 for many countries with smaller immigrant populations.¹⁷

These ratios, excluding asylum seekers, were applied to countries with similar immigration histories and immigration policies as proxy countries. The ratio of unauthorized to authorized immigrants in Germany, for example, was applied to the total number of non-EU-EFTA citizens in Austria, Belgium, the Netherlands and Switzerland. Then, asylum seekers in each country waiting for a decision were added to each country's estimates.

Similarly, Bulgaria serves as a proxy country for many Central/Eastern European countries because it is the only one in the region that uses a census-based estimate for its population and one of the few with a population register that has a financial incentive for residents to de-register upon leaving the country, an important consideration in estimating the non-EU-EFTA population in the country.¹⁸ Thus, it is the only country in the region where the residual method can be used to estimate the relatively small unauthorized immigrant population.

Bulgaria is used as a proxy in the proportional ratio method for the Czech Republic, Hungary, Poland, Romania, Slovakia and Slovenia. Bulgaria also serves as a proxy in estimating the unauthorized immigrant populations for Estonia, Latvia and Lithuania, but these countries require special adjustments because of the presence of Russians and other citizens of the former Soviet Union.¹⁹ Asylum seekers waiting for a decision on their cases for most countries in this

¹⁷ As a cross-check, the residual method was also used for some of these countries where the population register may include a large number of unauthorized immigrants. In these cases, the estimated number of unauthorized immigrants was similar to that produced by the proportional ratio method. Also, we tested this method by calculating a ratio of unauthorized immigrants to the authorized non-EU-EFTA citizens based on all countries where we used the residual method. Applying this European-wide ratio led to somewhat higher, unrounded estimates in Austria, Belgium, the Netherlands and Switzerland compared with using Germany as a proxy nation. Meanwhile, the European-wide ratio led to lower, unrounded estimates in several Central and Eastern European countries compared with using Bulgaria as a proxy country. The total European number of unauthorized immigrants using a European-wide ratio were within 100,000 of those published in this report.

¹⁸ Bulgarian residents are not legally obligated to de-register from population register upon leaving the country but are released from paying health insurance contributions when de-registering.

¹⁹ [Recognized noncitizens](#), undetermined citizens stemming from the breakup of the former Soviet Union, are a large group of noncitizens in Latvia and Estonia. Additionally, those with Russian citizenship in Estonia, Latvia and Lithuania are a large population group that should not be included in the proportional ratio method. Consequently, recognized noncitizens and Russian citizens in these countries are not considered non-EU-EFTA citizens for calculation purposes. Also, Estonia has a census-based estimate for its total population; consequently, a residual method approach would be possible. However, Estonia has a large Russian-speaking minority, many of whom are older immigrants likely authorized to live in the country. This immigrant distribution skews the results of a residual method. Instead, the proportional ratio method was selected.

group were added to the final estimates since they are not part of the noncitizen population cited in Eurostat data.

Finally, in Nordic countries (Denmark, Finland, Iceland, Norway and Sweden), a base ratio of 5% for the lower bound estimate and 10% for the higher bound estimate was multiplied by the non-EU-EFTA citizen population in each country. Asylum seekers waiting on final decisions were then added to these numbers.

These ratio levels for Nordic countries were based on research about the number of unauthorized immigrants in the Nordic region. A [recent study](#) in Finland, for example, estimated the number of unauthorized immigrants in that country to be below 5,000 in 2017, or less than 5% of the total non-EU-EFTA population.²⁰ Meanwhile, a study in Norway found [12,000 unauthorized immigrants working in Norway in 2015](#), or about 7% of its non-EU-EFTA population.²¹ Similarly, in 2016, the [Swedish migration agency](#) estimated approximately 50,000 unauthorized immigrants working in various industries including hospitality, transportation, construction and food services.²² This amounted to about 10% of the total non-EU-EFTA citizens. Based on these and other [research reports](#), it is assumed that unauthorized populations not seeking asylum are relatively small in Nordic countries, as many aspects of life (employment, medical care, use of financial institutions) might require country citizenship or a residence permit.

²⁰ See [Jauhiainen et al., 2017](#).

²¹ Norway's unauthorized immigrant population was estimated to have been around [18,000](#) in 2008.

²² This number excluded asylum seekers waiting for a decision on their case living in Sweden.

Countries with unauthorized immigrant population estimates based on the proportional ratio method

Country	Non-EU-EFTA-citizen data source(s)	Ratio source	Asylum seekers waiting on their on their case were ...	Other adjustments
Austria	Population register	Unauthorized immigrant ratio in Germany	Added to unauthorized immigrant estimate	
Belgium	Population register	Unauthorized immigrant ratio in Germany	Added to unauthorized immigrant estimate	
Czech Republic	Registered population based on census data	Unauthorized immigrant ratio in Bulgaria	Added to unauthorized immigrant estimate	
Denmark	Population register	Low – 5% of noncitizen population High – 10% of noncitizen population	Added to unauthorized immigrant estimate	
Estonia	Census	Unauthorized immigrant ratio in Bulgaria	Added to unauthorized immigrant estimate	Russian and recognized noncitizens not considered non-EU-EFTA citizens
Finland	Population register	Low – 5% of noncitizen population High – 10% of noncitizen population	Added to unauthorized immigrant estimate	
Iceland	Population register	Low – 5% of noncitizen population High – 10% of noncitizen population	Added to unauthorized immigrant estimate	
Hungary	Population register	Unauthorized immigrant ratio in Bulgaria	Added to unauthorized immigrant estimate	
Latvia	Population register	Unauthorized immigrant ratio in Bulgaria	Added to unauthorized immigrant estimate	Russian and recognized noncitizens not considered non-EU-EFTA citizens
Lithuania	Population register	Unauthorized immigrant ratio in Bulgaria	Added to unauthorized immigrant estimate	Russian citizens not considered noncitizens
Netherlands	Population register	Unauthorized immigrant ratio in Germany	Added to unauthorized immigrant estimate	
Norway	Population register	Low – 5% of noncitizen population High – 10% of noncitizen population	Added to unauthorized immigrant estimate (2017 only)	
Poland	Registered population based on census data	Unauthorized immigrant ratio in Bulgaria	Added to unauthorized immigrant estimate	
Romania	Population register	Unauthorized immigrant ratio in Bulgaria	Added to unauthorized immigrant estimate	
Slovakia	Registered population based on census data	Unauthorized immigrant ratio in Bulgaria	Added to unauthorized immigrant estimate	
Slovenia	Population register	Unauthorized immigrant ratio in Bulgaria	Added to unauthorized immigrant estimate	
Sweden	Population register	Low – 5% of noncitizen population High – 10% of noncitizen population	Added to unauthorized immigrant estimate	
Switzerland	Population register	Unauthorized immigrant ratio in Germany	Added to unauthorized immigrant estimate	

Note: Details on population data taken from Eurostat's [description of migration](#) and [population](#) statistics. Unauthorized immigrant ratio is the number of unauthorized to authorized immigrants in the proxy country.

PEW RESEARCH CENTER

Rounding, ranges and total estimates

The size of the noncitizen population in some European countries can be small, especially when subdivided by country of nationality. And with few border controls between most of the European countries contained in this analysis, people – even those with permits in a particular country – are relatively free to move and reside in other European countries. Consequently, the report places unauthorized immigrant population totals within the larger EU-EFTA population context.

For these reasons, estimates for unauthorized immigrant populations are rounded to the nearest 100,000 to avoid the appearance of unwarranted precision in the estimates.²³

The range for Europe’s estimated unauthorized immigrant population is not based on a survey’s margin of error. Instead, the range of estimates reflects different methodological approaches and adjustments to estimates.

Lower bounds of ranges are rounded to the lower 100,000 level unless the unrounded value is within 25,000 of the higher 100,000 level. For example, if the lower-bound value before rounding is between 100,000 and 175,000, it is rounded to 100,000. However, if the unrounded lower bound is 175,000 or higher but less than 200,000 it is rounded to 200,000.

Higher bounds of ranges are rounded to the higher 100,000 level unless the unrounded value is within 25,000 of the lower 100,000 level. For example, if the higher-bound value before rounding is 125,000 or more but less than 200,000, it is rounded to 200,000. But, if the higher-bound value before rounding is between 100,000 and 125,000, it is rounded to 100,000.²⁴

Midpoint estimates between low and high estimates are used to compute shares for the total number of noncitizens living in EU-EFTA countries and the share of unauthorized immigrants of countries’ total populations. Because each figure is rounded separately, rounded estimates may not add to rounded totals. Similarly, shares in this report are computed using unrounded numbers.

The total number of non-EU-EFTA citizens living in Europe is based on data from Eurostat plus additional unauthorized immigrants estimated by the Center that are likely not included in Eurostat data on citizenship.

²³ This standardized rounding level was used throughout Europe, even though several European countries have a total non-EU-EFTA citizen population of less than 100,000.

²⁴ A range is still provided when the lower and higher bounds round to the same number. This is done to show the variance of estimates.

Detailed methods for countries with the largest unauthorized immigrant population estimates

Methodology for Germany

Pew Research Center used the residual method to estimate the size of the unauthorized immigrant population in Germany. Estimates for the total non-EU-EFTA-citizen population for Germany were drawn from [Eurostat's figures](#) for non-EU-EFTA citizens. This is the usual resident population (12 months or longer) based on census, population register and migration flow data. As this non-EU-EFTA-citizen population estimate from Eurostat is partially based on register and earlier German census data that may be out of date, another estimate of this base population was derived from Germany's labor force survey, a compulsory, annual survey based on addresses in the population register and updates of other addresses in Germany, regardless of legal status of residents.

For the residual high estimate, the number of non-EU-EFTA citizens with 12-month or longer residency permits, as reported by Germany to Eurostat, was deducted from the total non-EU-EFTA-citizen population figure based on the census and population register reported to Eurostat. A separate, low estimate used the same residency permits figure from Germany but subtracted it from the non-EU-EFTA citizen population as measured by Germany's labor force survey. Unlike many other European countries, an undercount adjustment was not added to the survey total since Germany's labor force survey has a very high response rate, about 96% in 2017. These procedures lead to unauthorized immigrant population estimates between 1.0 million and 1.2 million in 2017.

These estimates include several different categories of unauthorized immigrants – defined in this report as non-EU-EFTA citizens without permanent residency. The groups include: (1) those waiting for an asylum decision (444,000 in 2017); (2) those with officially tolerated statuses (temporary protection from deportation) such as *Duldung* (about 166,000 in 2017); (3) deportees without toleration ([about 63,000 in 2017](#)); (4) those waiting on a residency permit (as many as 200,000 in 2017);²⁵ and (5) a remainder category of other unauthorized immigrants (roughly 100,000 to 300,000 additional people).²⁶

²⁵ It is not unusual to have those waiting for a residency permit with unknown legal status included in an unauthorized immigrant population when using the residual method. In the U.S., for example, the Center's estimates of unauthorized immigrants include a small number of individuals waiting for a permanent visa or in the process of changing their visa status.

²⁶ A description of the people making up this remainder category is unknown. The [foreign register](#) used in Germany has been found to have some difficulties keeping track of noncitizens in the past. For example, some noncitizens do not de-register when they leave the country, potentially inflating the number of foreigners. Part of this remainder could be those who never de-registered or those who are counted twice.

Comparison with previous estimates for Germany

Dita Vogel, a senior researcher at the University of Bremen, produced a [2014 estimate](#) of 180,000 to 520,000 for the unauthorized immigrant population in Germany. This population estimate excludes those who are in a temporary legal situation (for example, asylum seekers or some other officially tolerated status). The estimate relies on a “multiplier” method. The basic ratios are arrests (or suspected crimes reported) ²⁷ for individuals that are in the country illegally compared to arrests of non-German citizens with permits or arrests of German citizens overall. These ratios are applied to population estimates for the non-German citizen population and separately for the number of German citizens. Vogel also produced annual estimates back to 2007. The trend from these estimates indicated a decreasing number of unauthorized immigrants residing in Germany between 2007 and 2009, but a steady increase between 2010 and 2014.

Given the volume of asylum seekers in 2015 and 2016 who entered Germany and the hundreds of thousands who have seen their asylum applications rejected, our annual estimates for the country are in line with expectations from Vogel’s earlier 2014 estimate and trend. As a further robustness check, the Center replicated Vogel’s method and found that the Center’s 2017 estimate is within the range of the “multiplier” method for that year. The result was about 300,000 to nearly 1.1 million unauthorized immigrants, without asylum seekers or those in a tolerated deportation status. The lower end of this alternative estimation method is similar to the combined number of unauthorized immigrants in the Center’s residual method *without* waiting asylum seekers or those under deportation orders, roughly some 300,000 to 500,000 people.²⁸

²⁷ Suspected crimes are those recorded by the police to the public prosecutor or [Ausgangsstatistik](#).

²⁸ This method assumes relative stability in policing practices for German and non-German citizen groups throughout the entire period. The method does allow, however, for differences in policing across German and non-German citizen groups.

Methodology for the United Kingdom

Editorial note to readers (March 19, 2025):

This project estimated the number of unauthorized immigrants living in 32 European countries during the mid- to late-2010s. We used what were then the best available data sources from different governments and from the European Union. After our report was published in November 2019, researchers at the University of Oxford’s Migration Observatory [identified a problem](#) with the official data from the United Kingdom’s Office for National Statistics (ONS) on the number of legal immigrants residing in the UK.

The ONS data on legal immigrants that we used in our report did not include those with “indefinite leave to remain” (ILR), a group legally residing in the country. Including the ILR group among legal UK residents results in lower estimated total numbers of unauthorized immigrants for both the United Kingdom and Europe in 2017 and other years. The updated estimates for the number of unauthorized immigrants in 2017 (without waiting asylum seekers) are 700,000-900,000 for the UK and 2.8 million-3.5 million for Europe. [Updated estimates can be found in this table but are not reflected elsewhere in this report.](#)

The Center used the residual method in estimating the size of the unauthorized immigrant population in the UK. Estimates for the total non-EU-EFTA-citizen population were drawn from those submitted by the UK to [Eurostat](#). These figures are estimated based on census and survey data.²⁹ Then, the number of noncitizens with residency permits [reported by the UK to Eurostat](#) were deducted from noncitizen population estimates from Eurostat. Since these permit data are [calculated differently in the UK](#) than in other European countries, a range of estimates based on the duration of the permits were produced. The low estimates use permits of three months or longer. The high estimates use permits of 12 months or longer, the approach used for most other European countries. High estimates were adjusted for undercount in the census-based total population figures following the approach used by the UK Home Office for the 2001 estimate of the unauthorized immigrant population. An undercount adjustment of 10% was added to the

²⁹ These citizenship data could contain a margin of error since they rely on surveys. But none is provided by Eurostat. Our use of varying permit time periods (three to 12 month), adjustment undercounts and generous rounding rules indirectly correct for margins of error that could be present.

preliminary low unauthorized immigrant population estimate without asylum seekers with pending cases.³⁰

Comparison with previous UK estimates

[The UK Home Office](#) estimated that between 310,000 and 570,000 unauthorized immigrants lived in the UK in 2001 using the residual method, with a further 175,000 temporary or quasi-legal immigrants, mostly people waiting on their asylum claims.³¹ Several years later, a separate [London School of Economics](#) study updated the Home Office estimates to be between 417,000 to 863,000 in 2007.³² Ten years later, after hundreds of thousands additional migrants from non-EU-EFTA countries have entered and stayed in the UK, our 2017 estimate of 800,000 to 1.2 million unauthorized immigrants is in line with migration trends.

Meanwhile, [Georges Lemaitre](#), an economist formerly with the Organization for Economic Cooperation and Development, estimated the number of unauthorized immigrants living in the UK to have been between 617,000 and 861,000 in 2011. [Alasdair Palmer and David Wood](#), former Home Office staff, stated that it was well above 1.2 million in 2017, but no methodology was provided for their estimate.

Methodology for Italy

We used a demographic components method for estimating the size of Italy's unauthorized immigrant population. Our estimate for Italy starts with the range of 2008 estimates from the [Clandestino](#) project, which are based on large-scale surveys in the 2000s of immigrants in the country. Then, this starting point is adjusted for subsequent years by demographic components (fertility, mortality, migration) drawn from Eurostat's aggregate data for Italy. A quasi-general fertility rate for non-EU-EFTA-citizen women ages 15 to 64 in Italy was applied to the high estimate. The fertility rate was then divided by half to take into account disrupted fertility experienced by migrants as well as the possibility of a child's father authorized to be in the country, potentially leading to a child who can also live in Italy with authorization. The mortality rate was calculated from annual deaths of non-EU-EFTA nationals and applied to both low and high estimates. Demographic and migration components were distributed by sex and age (<15, 15-64, 65+).

³⁰ Periodically, the UK's Office for National Statistics (ONS) issues adjustments to migration statistics based on comparison of flow (number of people entering and leaving the UK in a given year) and stock (the total number of migrants) data. For example, the ONS [made adjustments](#) to 2011 UK census figures for noncitizens after learning of errors in estimates produced between the [2001 and 2011 censuses](#). More recently, the ONS [issued a report](#) reconciling International Passenger Survey (IPS) figures for flows of migrants with those found in the Annual Population Survey (APS).

³¹ This estimate did not include children born in the UK to unauthorized immigrant couples.

³² This estimate does not include waiting asylum seekers.

Italy experienced [significant economic recessions](#) in 2008-2009 and 2012-2013, impacting the nation's residents, including authorized and unauthorized immigrants living there. This event, combined with large-scale movement of migrants by sea over the same period, have made estimating the size of the total non-EU-EFTA population living in Italy difficult. Also, the Italian government's own estimates of its non-EU-EFTA population are based on population registers, which likely do not include many unauthorized immigrants.

The number of asylum seekers in Italy between 2008 and 2017 were added to these totals, adjusting for asylum rejections, withdrawn cases and removals of unauthorized immigrants as reported by the Italian government to Eurostat. Finally, an estimate of visa overstayers based on first-time visas issued between 2008 and 2017 was added to the total. In all, between 500,000 and 700,000 unauthorized immigrants were estimated to have lived in Italy at the end of 2017.

Italy has detected hundreds of thousands of migrants entering the country without authorization during the past decade. Some have applied for asylum in Italy, as per the [Dublin agreement](#). The agreement states that the first EU country the asylum seeker enters is responsible for reviewing the asylum seeker's application for asylum. Among these asylum applicants, some have been given refugee status and can stay in Italy with authorization. Others have moved on to other EU countries. And still others have had their application for asylum rejected, yet they remain in Italy without authorization. These inflows and outflows of unauthorized migrants must be added to the number of unauthorized migrants who were already living in Italy before the growing number of asylum seekers began a decade ago.

Comparison with previous Italy estimates

Our annual estimates are slightly higher than those reported by Gian Carlo Blangiardo in [Fondazione ISMU's report on migration](#) in Italy as well as [more recent estimates](#) of Italy's unauthorized immigrant population. The major difference between our estimate and ISMU's estimates are births of unauthorized immigrant children added to annual totals. In this report, children born to unauthorized immigrant parents are also part of the unauthorized immigrant population, even though [certain protections](#) are awarded to unaccompanied migrant children. The 2017 high estimate would be about 600,000 unauthorized immigrants when children, regardless of being unaccompanied or having family, are not included, or about 100,000 lower than the high estimate shown in this report.

Methodology for France

We used the residual method in estimating the unauthorized immigrant population in France. Estimates for the total non-EU-EFTA [citizen population](#) in France were taken from Eurostat. These estimates are census-based for the resident population (12 months or longer), including those living in overseas territories and according to [INSEE](#) (Institut National de la Statistique et des Etudes Economiques) include all immigrants, regardless of legal status. The number of authorized immigrants is drawn from [resident permit data](#) also provided by Eurostat, of which permits of 12 months or longer were used. These permit data also include those living in overseas territories.

As with many other European countries, survey undercount adjustments of 10% of the unauthorized immigrant population, excluding asylum seekers, were added to reach the higher-bound estimates. A range of 300,000 to 400,000 unauthorized immigrants were estimated to live in France in 2017 when including asylum seekers waiting for a decision on their case.

Comparison with previous French estimates

Generating an estimate of the unauthorized immigrant population in France is challenging, but [government leaders](#) as well as [demographers](#) have estimated it to be in the vicinity of 300,000 and 400,000, partially based on the [number of people enrolled](#) on a government medical plan available to unauthorized immigrants. There were an estimated 300,000 unauthorized immigrants on this plan in 2017.

Measuring characteristics of unauthorized immigrants

Data on the demographic characteristics of Europe’s unauthorized immigrant population (e.g., age, sex, origins) are developed with an adaptation of Pew Research Center’s methods for measuring the demographic characteristics of unauthorized immigrants in the U.S. Specifically, the methods involve assigning authorized status probabilistically to noncitizen respondents in large-scale surveys.

The application of these methods depends on the coverage, quality and sample size of the survey in each country as well as the relative size of the estimated unauthorized immigrant population in the country. Accordingly, the figures shown in this report are based on the noncitizen samples in Eurostat’s [labor force surveys](#) (LFS) that rely on a census or an address-based sample. Surveys using an address-based sample likely include unauthorized immigrants. By contrast, surveys based exclusively on population registers, used by many European countries as the sampling frame for their labor force surveys, are less likely to include unauthorized immigrants.

Consequently, demographic characteristics presented in this report are based on labor force survey data for 18 countries: Bulgaria, Croatia, Cyprus, the Czech Republic, Estonia, France, Germany, Greece, Hungary, Ireland, the Netherlands, Poland, Portugal, Romania, Slovakia, Spain, Switzerland and the UK. The resulting data on demographic characteristics are combined with data on the demographic characteristics of asylum seekers waiting for a decision in all 32 EU-EFTA countries. These two groups together make up the overwhelming majority of Europe’s unauthorized immigrant population (84%). More detailed demographic profiles of unauthorized immigrant populations are presented for Germany and the UK – the two countries with the largest unauthorized immigrant populations and a sufficiently high number of respondents in their surveys to present a profile of these groups.

The LFS is a household survey conducted throughout the year by each European country. Each country annually sends individual-level data to Eurostat for compilation. These micro-data were obtained by the Center through a research agreement with Eurostat.³³

Citizenship questions are asked of LFS respondents, with most countries asking first whether they are a citizen of their current country of residence. These data define the sample of non-EU-EFTA

³³ Most European countries do not typically survey those living in group quarters or institutions (for example, hospitals, *asylum seeker facilities* or educational institutions. One exception is Germany. Unauthorized immigrants waiting for asylum claims in government-run facilities are surveyed in the German LFS. Further examination, however, finds that the LFS in Germany does not fully represent asylum seekers living in these facilities. Consequently, this small group of survey respondents are removed from the German LFS before assigning lawful status or unauthorized status to noncitizens.

citizens within the labor force surveys that are assigned as either a likely authorized or likely unauthorized foreign citizen.

Those who are highly likely to be authorized residents are assigned status first. All non-EU-EFTA citizens living in their current country of residence for 25 years or longer, for example, are considered to have authorized residence. It is assumed that noncitizens living in Europe for that length of time were authorized to be in the country from the start of their residence or have found some way to obtain authorized status during this period. Additionally, unauthorized immigrants living in Spain for more than five years and Greece for more than 15 years are considered authorized immigrants because these two countries have had relatively recent regularizations of their unauthorized immigrant populations.

Those ages 15 and older (of working age in the survey) who stated they are not working because they are attending school are assumed to also have authorized residence. Those who registered with public employment offices and/or are receiving public employment benefits are also considered to be authorized residents. Individuals in the military are considered authorized residents, as are those working in occupations that would require official licensure (for example, scientists, architects, medical professionals, educators, airline pilots). Government officials and employees are also considered authorized residents.³⁴

Households were analyzed for possible links of authorized residence with other household members. Spouses and children of citizen adults, for example are considered to be authorized in the country. It is also assumed that minor children are authorized to be in the country if they have a parent in the home who is a citizen or has authorized status. These authorized assignments were repeated for multigenerational households as well.

The remaining noncitizens are considered *potential* unauthorized immigrants in labor force surveys. Assignment of unauthorized immigrant status among potential unauthorized immigrants is based on probabilities drawn from the estimation step of the study for each country of residence. The probability that a noncitizen in the survey is an unauthorized immigrant is the share of the unauthorized immigrant population estimate in the country (without asylum seekers).³⁵

³⁴ Foreign-citizen adults under 30 years old living in households in which all members were with EU-EFTA citizens are considered authorized domestic workers (or au pairs) if they lived in the country for less than two years.

³⁵ The probability rate for each country was based on the midpoint estimate, often the average of the low and high estimate. In every country, the midpoint estimate was less than the number of potential unauthorized immigrants in the LFS. Separate estimates for characteristics based on low or high estimates were not prepared. However, characteristic shares presented in this report would change by only a few percentage points if a range of estimates were used.

Respondents with a potential unauthorized status are then randomly assigned as authorized or unauthorized according to country of residence probabilities. This process is done in a series of iterations, repeating the household rules for spouses and children described earlier so that unauthorized immigrants across household members are consistent with earlier assignments. This iterative process is closed once the number assigned as unauthorized immigrants agrees with the estimated number of unauthorized immigrants in the country.

Survey weights were applied to nationality, time in country and demographics for identified unauthorized immigrants in each country's survey. The shares were then applied to the estimated number of unauthorized immigrants in each country without asylum seekers. Counts for asylum seekers [waiting for a resolution in their case](#) according to nationality, time in country and demographic breakdowns were added to estimates from the labor force survey.³⁶

³⁶ For duration of residence, all asylum seekers are assumed to have lived in their country of residence for less than five years. Labor force survey data in Europe does not permit an under 18 years category, but only under 20 years. Labor force survey estimates represent about two-thirds of the total European-wide estimate, about half of the estimate in Germany but nearly the entire estimate for the UK. Consequently, it is likely that the share under 18 years is a few percentage points lower than reported here, raising the share ages 18 to 34 slightly.

Appendix A: Nationalities by regional classification

Five regions for the nationality of unauthorized immigrants are used in this report. They come from two different data sources: (1) labor force surveys and (2) asylum seeker data for those with pending decisions. A single asterisk (*) indicates a country or territory that appears in the country list of regions coded in labor force surveys, but not in the country list of asylum seekers with a pending decision. On the other hand, a double asterisk (**) indicates a country or territory appears in the country list of asylum seekers with a pending decision but was not part of the country list for regions coded in labor force surveys. (Note that some countries in the pending asylum seeker list had no asylum seekers in any EU-EFTA country between 2014 and 2017. Also, asylum seekers with unknown or no nationality (stateless) were considered to have an unknown nationality.)

Americas	Grenada	Venezuela
Antigua and Barbuda	Greenland*	
Anguilla*	Guatemala	Asia-Pacific
Argentina	Guyana	Afghanistan
Aruba*	Honduras	Australia
Barbados	Haiti	Bangladesh
Bahamas	Jamaica	Brunei
Belize	Montserrat	Bhutan
Bermuda*	Mexico	Burma (Myanmar)
Bolivia	Nicaragua	Cambodia
Brazil	Panama	China
British Virgin Islands*	Paraguay	Cook Islands**
Canada	Peru	East Timor
Caribbean Netherlands	Puerto Rico	Federated States of Micronesia
Cayman Islands*	St. Barthelemy*	Fiji
Chile	St. Kitts and Nevis	French Polynesia*
Colombia	St. Lucia	India
Costa Rica	St. Martin*	Indonesia
Cuba	St. Pierre and Miquelon*	Japan
Dominica	St. Vincent and the Grenadines	Kiribati
Dominican Republic	Suriname	Laos
Ecuador	Trinidad and Tobago	Malaysia
El Salvador	Turks and Caicos Islands*	Maldives
Falkland Islands*	United States	Marshall Islands
French Southern Territories	Uruguay	Mongolia

Nauru
 Nepal
 New Caledonia*
 New Zealand
 North Korea
 Pakistan
 Palau
 Papua New Guinea
 Philippines
 Pitcairn*
 Samoa
 Singapore
 Solomon Islands
 South Korea
 Sri Lanka
 Taiwan
 Thailand
 Tonga
 Tuvalu
 Vanuatu
 Vietnam
 Wallis and Futuna*

Europe

Andorra
 Albania
 Bosnia-Herzegovina
 Belarus
 Faroe Islands*
 Gibraltar*
 Guernsey
 Isle of Man
 Jersey
 Kosovo
 Monaco
 Montenegro
 Republic of Macedonia
 Moldova

Russia
 San Marino
 Serbia
 Turkey
 Ukraine
 Vatican City

Middle East- North Africa

Algeria
 Armenia
 Azerbaijan
 Bahrain
 Egypt
 Georgia
 Iran
 Iraq
 Israel
 Jordan
 Kazakhstan
 Kuwait
 Kyrgyzstan
 Lebanon
 Libya
 Morocco
 Oman
 Palestine terr.
 Qatar
 Saudi Arabia
 Syria
 Tajikistan
 Tunisia
 Turkmenistan
 United Arab Emirates
 Uzbekistan
 Western Sahara**
 Yemen

Sub-Saharan Africa

Angola
 Benin
 Botswana
 Burkina Faso
 Burundi
 Cameroon
 Cape Verde
 Central African Republic
 Chad
 Comoros
 Democratic Republic
 of the Congo
 Djibouti
 Ethiopia
 Equatorial Guinea
 Eritrea
 Gabon
 Gambia
 Ghana
 Guinea
 Guinea-Bissau
 Ivory Coast
 Kenya
 Lesotho
 Liberia
 Madagascar
 Malawi
 Mali
 Mauritania
 Mauritius
 Mayotte*
 Mozambique
 Namibia
 Niger
 Nigeria
 Republic of the Congo

Rwanda
Sao Tome and Principe
Senegal
Seychelles
Sierra Leone
Somalia
South Africa
South Sudan
St. Helena*
Sudan
Swaziland
Tanzania
Togo
Uganda
Zambia
Zimbabwe

Appendix B: Unauthorized immigrant population trends with waiting asylum seekers, by country

Editorial note to readers (March 19, 2025):

This project estimated the number of unauthorized immigrants living in 32 European countries during the mid- to late-2010s. We used what were then the best available data sources from different governments and from the European Union. After our report was published in November 2019, researchers at the University of Oxford's Migration Observatory [identified a problem](#) with the official data from the United Kingdom's Office for National Statistics (ONS) on the number of legal immigrants residing in the UK.

The ONS data on legal immigrants that we used in our report did not include those with "indefinite leave to remain" (ILR), a group legally residing in the country. Including the ILR group among legal UK residents results in lower estimated total numbers of unauthorized immigrants for both the United Kingdom and Europe in 2017 and other years. The updated estimates for the number of unauthorized immigrants in 2017 (without waiting asylum seekers) are 700,000-900,000 for the UK and 2.8 million-3.5 million for Europe. [Updated estimates can be found in this table but are not reflected elsewhere in this report.](#)

European unauthorized immigrant population estimates with waiting asylum seekers, 2014-2017

Estimated number of unauthorized immigrants in thousands by country of residence

	2017			2016			2015			2014		
	Low	High	Asylum	Low	High	Asylum	Low	High	Asylum	Low	High	Asylum
Austria	100	200	58	100	200	77	100	200	80	--	<100	30
Belgium	--	<100	19	--	<100	25	--	100	36	--	<100	15
Bulgaria	--	<100	3	--	<100	16	--	<100	10	--	<100	7
Croatia	--	<100	<1	--	<100	<1	--	<100	<1	--	<100	<1
Cyprus	--	<100	5	--	<100	3	--	<100	2	--	<100	2
Czech Republic	100	200	<1	100	200	<1	100	200	<1	100	200	<1
Denmark	--	<100	4	--	<100	7	--	<100	15	--	<100	8
Estonia	--	<100	<1	--	<100	<1	--	<100	<1	--	<100	<1
France	300	400	38	300	400	44	200	300	34	200	300	37
Finland	--	<100	9	--	<100	15	--	<100	28	--	<100	2
Germany	1,000	1,200	444	1,100	1,400	602	600	1,200	425	500	600	221
Greece	100	200	48	100	200	40	100	200	26	100	200	32
Hungary	--	<100	<1	--	<100	3	--	<100	37	--	<100	16
Iceland	--	<100	<1	--	<100	<1	--	<100	<1	--	<100	<1
Ireland	--	<100	6	--	<100	4	--	<100	5	--	<100	4
Italy	500	700	152	400	600	100	300	600	60	300	500	46
Latvia	--	<100	<1	--	<100	<1	--	<100	<1	--	<100	<1
Liechtenstein	--	<100	<1	--	<100	<1	--	<100	<1	--	<100	<1
Lithuania	--	<100	<1	--	<100	<1	--	<100	<1	--	<100	<1
Luxembourg	--	<100	2	--	<100	2	--	<100	2	--	<100	1
Malta	--	<100	2	--	<100	1	--	<100	<1	--	<100	<1
Netherlands	--	<100	7	--	<100	12	--	<100	30	--	<100	9
Norway	--	<100	3	--	<100	7	--	<100	25	--	<100	4
Poland	--	<100	3	100	200	3	--	<100	3	--	<100	3
Portugal	--	<100	<1	--	<100	<1	--	<100	<1	--	<100	<1
Romania	--	<100	2	--	<100	<1	--	<100	<1	--	<100	<1
Slovakia	--	<100	<1	--	<100	<1	--	<100	<1	--	<100	<1
Slovenia	--	<100	<1	--	<100	<1	--	<100	<1	--	<100	<1
Spain	100	200	39	100	200	20	100	200	16	100	200	8
Sweden	--	100	51	100	200	83	100	200	157	--	<100	54
Switzerland	100	200	24	100	200	31	--	200	34	--	<100	19
United Kingdom	800	1,200	33	900	1,300	37	800	1,200	34	900	1,200	32
Total EU-EFTA	3,900	4,800	954	4,100	5,300	1,137	3,300	4,900	1,061	3,000	3,700	552

Note: All numbers are rounded; see Methodology for rounding rules. The total number of unauthorized immigrants includes asylum seekers waiting for a decision on their case. "Low" and "High" show the range of estimates for the unauthorized immigrant population. "--" shown for "Low" indicates a population estimate below 100,000. "Asylum" are the number of asylum seekers waiting for a decision on their case, rounded to the nearest 1,000.

Source: Pew Research Center estimates based on Eurostat and European labor force survey data.

"Europe's Unauthorized Immigrant Population Peaks in 2016, Then Levels Off"

PEW RESEARCH CENTER

Appendix C: Unauthorized immigrant population trends without waiting asylum seekers, by country

Editorial note to readers (March 19, 2025):

This project estimated the number of unauthorized immigrants living in 32 European countries during the mid- to late-2010s. We used what were then the best available data sources from different governments and from the European Union. After our report was published in November 2019, researchers at the University of Oxford’s Migration Observatory [identified a problem](#) with the official data from the United Kingdom’s Office for National Statistics (ONS) on the number of legal immigrants residing in the UK.

The ONS data on legal immigrants that we used in our report did not include those with “indefinite leave to remain” (ILR), a group legally residing in the country. Including the ILR group among legal UK residents results in lower estimated total numbers of unauthorized immigrants for both the United Kingdom and Europe in 2017 and other years. The updated estimates for the number of unauthorized immigrants in 2017 (without waiting asylum seekers) are 700,000-900,000 for the UK and 2.8 million-3.5 million for Europe. [Updated estimates can be found in this table but are not reflected elsewhere in this report.](#)

European unauthorized immigrant population estimates without waiting asylum seekers, 2014-2017

Estimated number of unauthorized immigrants in thousands by country of residence

	2017		2016		2015		2014	
	Low	High	Low	High	Low	High	Low	High
Austria	--	<100	--	<100	--	100	--	<100
Belgium	--	<100	--	<100	--	<100	--	<100
Bulgaria	--	<100	--	<100	--	<100	--	<100
Croatia	--	<100	--	<100	--	<100	--	<100
Cyprus	--	<100	--	<100	--	<100	--	<100
Czech Republic	100	200	100	200	100	200	100	200
Denmark	--	<100	--	<100	--	<100	--	<100
Estonia	--	<100	--	<100	--	<100	--	<100
France	200	300	300	400	200	300	200	300
Finland	--	<100	--	<100	--	<100	--	<100
Germany	600	700	500	800	200	800	300	400
Greece	100	200	--	100	<100	100	<100	100
Hungary	--	<100	--	<100	--	<100	--	<100
Iceland	--	<100	--	<100	--	<100	--	<100
Ireland	--	<100	--	<100	--	<100	--	<100
Italy	300	600	300	500	200	500	200	500
Latvia	--	<100	--	<100	--	<100	--	<100
Liechtenstein	--	<100	--	<100	--	<100	--	<100
Lithuania	--	<100	--	<100	--	<100	--	<100
Luxembourg	--	<100	--	<100	--	<100	--	<100
Malta	--	<100	--	<100	--	<100	--	<100
Netherlands	--	<100	--	<100	--	<100	--	<100
Norway	--	<100	--	<100	--	<100	--	<100
Poland	--	<100	100	200	--	<100	--	<100
Portugal	--	<100	--	<100	--	<100	--	<100
Romania	--	<100	--	<100	--	<100	--	<100
Slovakia	--	<100	--	<100	--	<100	--	<100
Slovenia	--	<100	--	<100	--	<100	--	<100
Spain	--	<100	--	<100	--	<100	100	200
Sweden	--	100	--	<100	--	<100	--	<100
Switzerland	--	<100	<100	100	<100	100	--	<100
United Kingdom	800	1,200	900	1,300	800	1,200	800	1,200
Total EU-EFTA	2,900	3,800	3,000	4,200	2,300	3,800	2,400	3,200

Note: All numbers are rounded; see Methodology for rounding rules. "Low" and "High" show the range of estimates for the unauthorized immigrant population. "--" shown for "Low" estimate indicates a population estimate below 100,000.

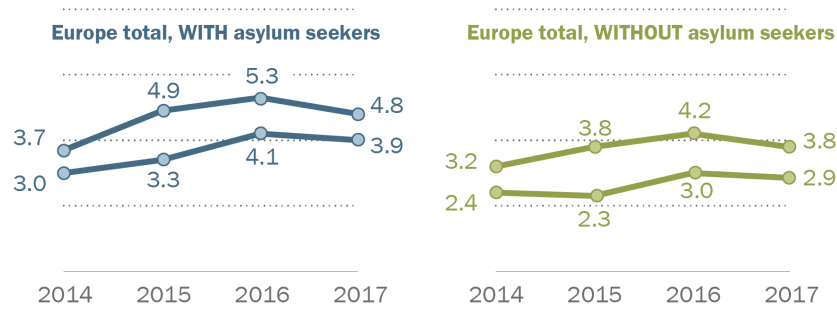
Source: Pew Research Center estimates based on Eurostat and European labor force survey data.

"Europe's Unauthorized Immigrant Population Peaks in 2016, Then Levels Off"

PEW RESEARCH CENTER

Europe's estimated unauthorized immigrant population with and without waiting asylum seekers, 2014-2017

Range for the estimated number of unauthorized immigrants in millions living in Europe



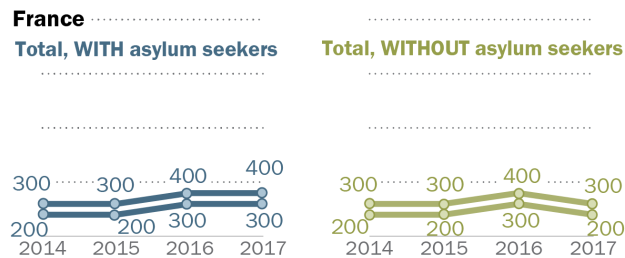
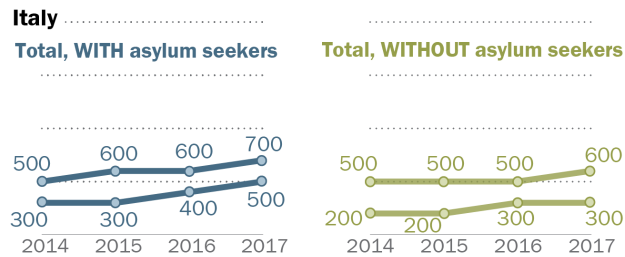
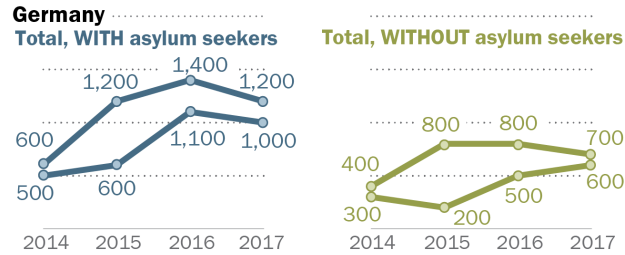
Note: Estimates are for unauthorized immigrants living in all European Union countries (28, including the UK) and four European Free Trade Association (EU-EFTA) countries (Iceland, Liechtenstein, Norway and Switzerland) combined. All numbers are rounded; see Methodology for rounding rules. Low and high estimates indicate the range of estimates based on various methodological approaches.

Source: Pew Research Center estimates based on Eurostat and European labor force data. "Europe's Unauthorized Immigrant Population Peaks in 2016, Then Levels Off"

PEW RESEARCH CENTER

Estimated unauthorized immigrant population by country, with and without waiting asylum seekers, 2014-2017

Range for the estimated number of unauthorized immigrants in thousands by country of residence



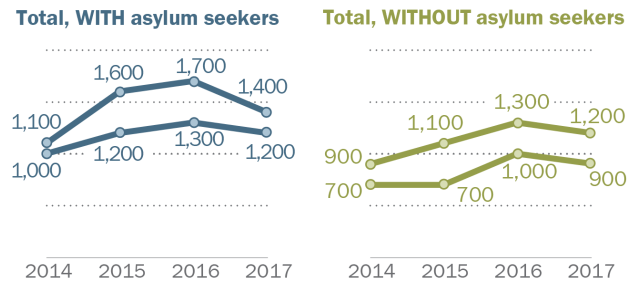
Note: All numbers are rounded; see Methodology for rounding rules. Low and high estimates indicate the range of estimates based on various methodological approaches.

Source: Pew Research Center estimates based on Eurostat and European labor force survey data.

“Europe’s Unauthorized Immigrant Population Peaks in 2016, Then Levels Off”

Other EU-EFTA countries' estimated unauthorized immigrant population with and without asylum seekers

Range for the estimated number of unauthorized immigrants in thousands living in all European countries combined excluding Germany, the UK, Italy and France, 2014-2017



Note: "Other EU-EFTA countries" include European Union and European Free Trade Association countries excluding Germany, the UK, Italy and France. All numbers are rounded; see Methodology for rounding rules. Low and high estimates indicate the range of estimates based on various methodological approaches.

Source: Pew Research Center estimates based on Eurostat and European labor force survey data.

"Europe's Unauthorized Immigrant Population Peaks in 2016, Then Levels Off"

PEW RESEARCH CENTER

Appendix D: References

Ahlander, Johan and Mansoor Yosufzai. July 13, 2017. "[Sweden intensifies crackdown on illegal immigrants.](#)" Reuters.

Albano, Alessandro, Veronica Corsini and Andrea Gereöffy. 2015. "[Demographic statistics: A review of definitions and methods of collection in 44 European countries.](#)"

Annunziata, Marco. April 14, 2018. "[Twenty years and nothing to show for it: Italy's broken economic model.](#)" Forbes.

Berglund, Nina. July 31, 2017. "[Life 'too difficult' in Norway for 'illegals'.](#)" News in English.

Bibbo, Barbara. Oct. 22, 2018. "[Border tensions boil over as France 'dumps' migrants in Italy.](#)" Al Jazeera.

Centre d'Observation de la Société. March 12, 2018. "[Combien de sans-papiers en France?](#)"

Cesareo, Vincenzo, ed. 2019. "[The twenty-fourth Italian report on migrations 2018.](#)" Fondazione Iniziative e Studi Sulla Multietnicità.

Clandestino. 2009. "[Database on irregular migration.](#)"

Clandestino. 2009. "[Definitions.](#)"

Clandestino. October 2009. "[Size and development of irregular migration to the EU.](#)"

Cohn, D'Vera. June 20, 2013. "[Lessons from the German census.](#)" Pew Research Center.

Connor, Phillip. Sept. 19, 2019. "[A majority of Europeans favor taking in refugees, but most disapprove of EU's handling of the issue.](#)" Pew Research Center.

Connor, Phillip. Sept. 18, 2018. "[The most common Mediterranean migration paths into Europe have changed since 2009.](#)" Pew Research Center.

Connor, Phillip. Sept. 20, 2017. "[Still in Limbo: About a Million Asylum Seekers Await Word on Whether They Can Call Europe Home.](#)" Pew Research Center.

Connor, Phillip. Aug. 2, 2016. “[Number of Refugees to Europe Surges to Record 1.3 Million in 2015.](#)” Pew Research Center.

de Vogue, Ariane. Aug. 20, 2019. “[Justice Dept. tells Supreme Court decision to end DACA was lawful.](#)” CNN.

Destatis. 2019. “[Migration and integration.](#)” Destatis

European Commission. 2019. “[Asylum procedures.](#)”

European Commission. 2019. “[Country responsible for asylum application \(Dublin\).](#)”

European Commission. 2019. “[Irregular migration.](#)”

European Commission. 2019. “[Non-EU nationals.](#)”

European Commission. 2019. “[Subsidiary protection status.](#)”

European Commission. 2019. “[Subsidiary protection.](#)”

European Commission. 2019. “[Third-country national.](#)”

Eurostat. September 13, 2019. “[All valid permits by reason, length of validity and citizenship on 31 December of each year.](#)”

Eurostat. 2019. “[European Union Labour Force Survey \(EU LFS\).](#)”

Eurostat. October 3, 2019. “[Persons subject of asylum applications pending at the end of the month by citizenship, age and sex monthly data \(rounded\).](#)”

Eurostat. September 25, 2019. “[Population on 1 January by age, group, sex and citizenship.](#)”

Eurostat. 2019. “[Residence permits \(migr_res\): Reference metadata in Euro SDMX Metadata Structure \(ESMS\).](#)”

Eurostat. April 25, 2019. “[EU member states granted protection to more than 300,000 asylum seekers in 2018.](#)”

Ghio, Daniela and Gian Carlo Blangiardo. May 3, 2019. "[Exploring the link between irregular migration and asylum: the case of Italy.](#)" Genus.

Secretaría de Estado de Migraciones. 2019. "[Autorizaciones de residencia por circunstancias excepcionales.](#)" Gobierno de España.

Gomez, Alan and David Jackson. Jan. 19, 2019. "[DACA, DREAMers, TPS? Who are they, what do they have to do with Trump, the wall and the shutdown?](#)" USA Today.

Gonzalez-Barrera and Phillip Connor. March 14, 2019. "[Around the World, More Say Immigrants Are a Strength Than a Burden.](#)" Pew Research Center.

González-Ferrer, Amparo and Francisco Javier Moreno-Fuentes. Dec. 17, 2017. "[Back to the Suitcase? Emigration during the Great Recession in Spain.](#)" South European Society and Politics.

Gopalakrishnan, Manasi. Nov. 2, 2017. "[When an asylum request is rejected.](#)" Deutsche Welle.

Gordon, Ian, Kathleen Scanlon, Tony Travers and Christine Whitehead. May 2009. "[Economic impact on the London and UK economy of an earned regularization of irregular migrants to the UK.](#)" Greater London Authority.

Gouvernement de France. 2019. "[Qu'est-ce que la régularisation d'un étranger par le travail?](#)"

Jandl, Michael, Dita Vogel and Krystyna Iglicka. "[Report on methodological issues.](#)" Clandestino.

Jauhiainen, Jussi S., Katri Gadd and Justus Jokela. January 2018. "[Undocumented migrants in Finland in 2017.](#)" University of Turku.

Institut National de la Statistique et des Etudes Economiques. Oct. 8, 2019. "[Immigrés, étrangers.](#)"

König, Alexandra. 2014. "[Regularisations and Employment in France REGANE assessment report.](#)" International Centre for Migration Policy Development.

Lanzieri, Giampaolo. Oct. 5, 2018. "[Comparability of migration and residence permits data in the EU statistics.](#)" United Nations Economic Commission for Europe.

Lemaître, Georges. May 18, 2017. "[A general method for estimating the number of unauthorized immigrants using standard data sources.](#)" International Organization for Migration's Global Migration Data Analysis Centre.

Les Echos. Nov. 8, 2017. "[300.000 étrangers en situation irrégulière en France, selon Gerard Collomb.](#)" Les Echos.

Marcelli, Enrico A. and Paul M. Ong. May 10, 2002. "[The contribution of unauthorized and legal Mexican immigrants to the census undercount in Los Angeles county.](#)" Population Association of America.

Palmer, Alasdair and David Wood. June 2017. "[The politics of fantasy: Immigration policy in the UK after Brexit.](#)" Civitas.

Paparinskis, Martins. April 2018. "[Political and electoral rights on non-citizen residents in Latvia and Estonia: Current situation and perspectives.](#)" European Parliament.

Passel, Jeffrey S. and D'Vera Cohn. June 12, 2019. "[Mexicans decline to less than half the U.S. unauthorized immigrant population for the first time.](#)" Pew Research Center.

Passel, Jeffrey S. and D'Vera Cohn. Nov. 27, 2018. "[Methodology – U.S. unauthorized immigrant total dips to lowest level in a decade.](#)" Pew Research Center.

Peralta-Gallego, Leia, Joan Gené-Badia and Pedro Gallo. August 22, 2018. "[Effects of undocumented immigrants exclusion from health care coverage in Spain.](#)" Health Policy.

Piché, Victor. June 4, 2018. "[Cinq mythes sur l'immigration en France: différents contextes.](#)" Métro.

Thorud, Espen. Jan. 19, 2017. "[Immigration and immigrants 2015-2016.](#)" Norwegian Ministries.

Tondo, Lorenzo. Aug. 25, 2019. "[Nearly 900,000 asylum seekers living in limbo in EU, figures show.](#)" The Guardian.

UK Office for National Statistics. Aug. 21, 2019. "[Understanding different migration data sources: August 2019 progress report.](#)"

UK Office for National Statistics. July 16, 2012. “[Explaining the difference between the 2011 census estimates and the rolled-forward population estimates.](#)”

UK Office for National Statistics. April 10, 2014. “[Quality of long-term international migration estimates from 2001 to 2011.](#)”

Valle, Jorge L. Vega, Sandra Martin Mazo and Antonio Argüeso Jiménez. Oct. 24-26, 2018. “[Duration of migratory episodes in Spain: Procedure of calculation and results.](#)” United Nations Economic Commission for Europe.

Van Hook, Jennifer and Frank D. Bean, James D. Bachmeier, Catherine Tucker. Feb. 26, 2014. “[Recent trends in coverage of the Mexican-born population of the United States: Results from applying multiple methods across time.](#)” Demography.

Vogel, Dita. July 2015. “[Update report Germany: Estimated number of irregular foreign residents in Germany \(2014\).](#)” Clandestino.

Wallis, Emma. Feb. 2, 2019. “[When can refugee status or subsidiary protection be revoked?](#)” InfoMigrants.

Woodbridge, Jo. 2005. “[Sizing the unauthorised \(illegal\) migrant population in the United Kingdom in 2001.](#)” United Kingdom’s Home Office.

Appendix E: Updated unauthorized immigrant population estimates for Europe and the United Kingdom, 2014-2017

Editorial note to readers (March 19, 2025):

This project estimated the number of unauthorized immigrants living in 32 European countries during the mid- to late-2010s. We used what were then the best available data sources from different governments and from the European Union. After our report was published in November 2019, researchers at the University of Oxford’s Migration Observatory [identified a problem](#) with the official data from the United Kingdom’s Office for National Statistics (ONS) on the number of legal immigrants residing in the UK.

The ONS data on legal immigrants that we used in our report did not include those with “indefinite leave to remain” (ILR), a group legally residing in the country. Including the ILR group among legal UK residents results in lower estimated total numbers of unauthorized immigrants for both the United Kingdom and Europe in 2017 and other years. The updated estimates for the number of unauthorized immigrants in 2017 (without waiting asylum seekers) are 700,000-900,000 for the UK and 2.8 million-3.5 million for Europe. [Updated estimates can be found in this table but are not reflected elsewhere in this report.](#)

Updated unauthorized immigrant population estimates for Europe and the United Kingdom, 2014-2017

Estimated number of unauthorized immigrants in thousands by country of residence

	2017		2016		2015		2014	
	Low	High	Low	High	Low	High	Low	High
Estimates without waiting asylum seekers:								
United Kingdom	700	900	800	1,000	700	900	700	900
Total EU-EFTA	2,800	3,500	2,900	3,900	2,200	3,500	2,300	2,900
Estimates with waiting asylum seekers:								
United Kingdom	700	900	800	1,000	700	900	800	900
Total EU-EFTA	3,800	4,500	4,000	5,000	3,200	4,600	2,900	3,400

Note: All numbers are rounded. “Low” and “High” show the range of estimates for the unauthorized immigrant population. The total number of unauthorized immigrants with waiting asylum seekers includes asylum seekers waiting for a decision on their case. Read the [original report](#) for definitions, methodology and rounding rules.

Source: Pew Research Center estimates based on Eurostat and European labor force survey data. Updated on March 18, 2025, to reflect new data for the United Kingdom.

“Europe’s Unauthorized Immigrant Population Peaks in 2016, Then Levels Off”

PEW RESEARCH CENTER
