

FOR RELEASE APRIL 25, 2018

When Americans Say They Believe in God, What Do They Mean?

Nine-in-ten Americans believe in a higher power, but only a slim majority believe in God as described in the Bible

FOR MEDIA OR OTHER INQUIRIES:

Gregory A. Smith, Associate Director of Research
Jessica Pumphrey, Communications Associate

202.419.4372

www.pewresearch.org

RECOMMENDED CITATION

Pew Research Center, April 25, 2018, "When Americans Say They Believe in God, What Do They Mean?"

About Pew Research Center

Pew Research Center is a nonpartisan fact tank that informs the public about the issues, attitudes and trends shaping America and the world. It does not take policy positions. The Center conducts public opinion polling, demographic research, content analysis and other data-driven social science research. It studies U.S. politics and policy; journalism and media; internet, science and technology; religion and public life; Hispanic trends; global attitudes and trends; and U.S. social and demographic trends. All of the Center's reports are available at www.pewresearch.org. Pew Research Center is a subsidiary of The Pew Charitable Trusts, its primary funder.

© Pew Research Center 2018

Acknowledgments

This report is a collaborative effort based on the input and analysis of the following individuals. Find related reports online at pewresearch.org/religion.

Research Team

Alan Cooperman, *Director of Religion Research*
Gregory A. Smith, *Associate Director of Research*
Becka A. Alper, *Research Associate*
Elizabeth Podrebarac Sciupac, *Research Associate*
Claire Gecewicz, *Research Analyst*
Besheer Mohamed, *Senior Researcher*

Editorial and Graphic Design

Michael Lipka, *Senior Editor*
Rich Morin, *Senior Editor*
Aleksandra Sandstrom, *Copy Editor*
Bill Webster, *Information Graphics Designer*

Communications and Web Publishing

Stacy Rosenberg, *Associate Director, Digital*
Travis Mitchell, *Digital Producer*
Anna Schiller, *Communications Manager*
Jessica Pumphrey, *Communications Associate*

Nick Bertoni, panel manager for the American Trends Panel, and Claudia Deane, vice president of research, also gave valuable feedback on this study.

Table of Contents

Overview	4
1. Beliefs about the nature of God	22
2. Beliefs about God’s involvement in the world	27
Methodology	34

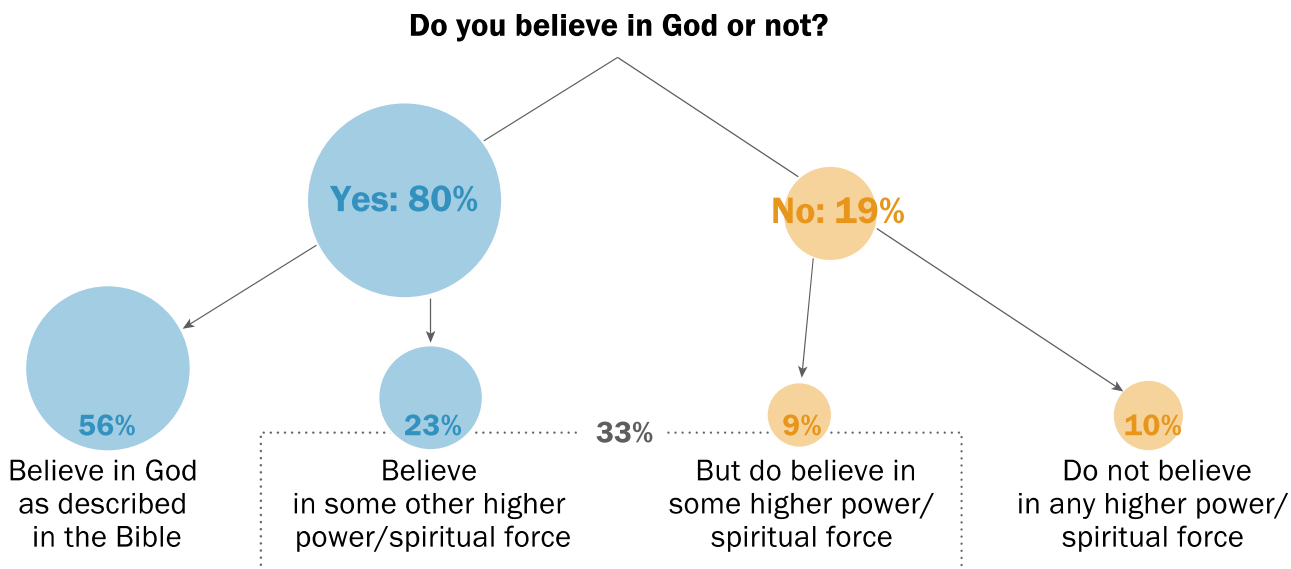
When Americans Say They Believe in God, What Do They Mean?

Nine-in-ten Americans believe in a higher power, but only a slim majority believe in God as described in the Bible

Previous [Pew Research Center studies](#) have shown that the share of Americans who believe in God with absolute certainty has declined in recent years, while the share saying they have doubts about God's existence – or that they do not believe in God at all – has grown.

These trends raise a series of questions: When respondents say they don't believe in God, what are they rejecting? Are they rejecting belief in any higher power or spiritual force in the universe? Or are they rejecting only a traditional Christian idea of God – perhaps recalling images of a bearded man in the sky? Conversely, when respondents say they *do* believe in God, what do they believe in – God as described in the Bible, or some other spiritual force or supreme being?

One-third of U.S. adults believe in a higher power of some kind, but not in God as described in Bible



Note: Don't know or unclear responses not shown. Figures may not add to subtotals indicated due to rounding.

Source: Survey conducted Dec. 4-18, 2017, among U.S. adults.

"When Americans Say They Believe in God, What Do They Mean?"

PEW RESEARCH CENTER

A new Pew Research Center survey of more than 4,700 U.S. adults finds that one-third of Americans say they do *not* believe in the God of the Bible, but that they do believe there is some other higher power or spiritual force in the universe. A slim majority of Americans (56%) say they believe in God “as described in the Bible.” And one-in-ten do not believe in any higher power or spiritual force.

In the U.S., belief in a deity is common even among the religiously unaffiliated – a group composed of those who identify themselves, religiously, as atheist, agnostic or “nothing in particular,” and sometimes referred to, collectively, as religious “nones.” Indeed, nearly three-quarters of religious “nones” (72%) believe in a higher power of some kind, even if not in God as described in the Bible.

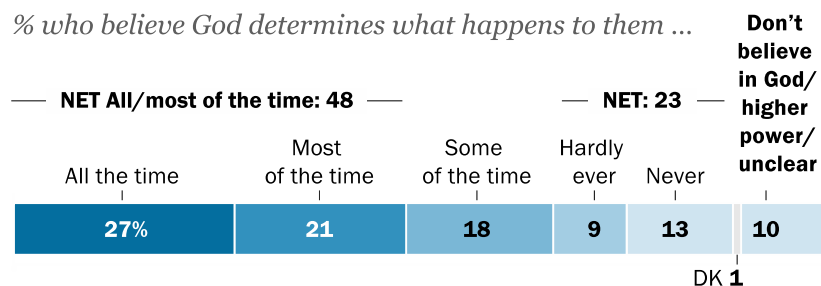
The survey questions that mention the Bible do not specify any particular verses or translations, leaving that up to each respondent’s understanding. But it is clear from questions elsewhere in the survey that Americans who say they believe in God “as described in the Bible” generally envision an all-powerful, all-knowing, loving deity who determines most or all of what happens in their lives. By contrast, people who say they believe in a “higher power or spiritual force” – but *not* in God as described in the Bible – are much less likely to believe in a deity who is omnipotent, omniscient, benevolent and active in human affairs.

Overall, about half of Americans (48%) say that God or another higher power directly determines what happens in their lives all or most of the time. An additional 18% say God or some other higher power determines what happens to them “just some of the time.”

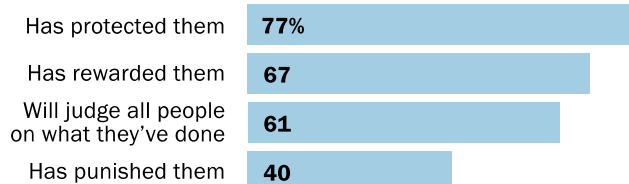
Nearly eight-in-ten U.S. adults think God or a higher power has protected them, and two-thirds say they have been rewarded by the Almighty. By comparison, somewhat fewer see God as judgmental and punitive. Six-in-ten Americans say God or a higher power will judge all people on what they have done, and four-in-ten say they have been punished by God or the spiritual force they believe is at work in the universe.

In addition, the survey finds that three-quarters of American adults say they try to talk to God (or another higher power in the universe), and about three-in-ten U.S. adults say God (or a higher power) talks back. The survey also asked, separately, about rates of prayer. People who pray on a regular basis are especially likely to say that they speak to God and that God speaks to them. But the survey shows that praying and talking to God are not fully interchangeable. For example, four-in-ten people (39%) who say they seldom or never pray nonetheless report that they talk to God.

In U.S., half of adults believe God determines what happens to them most or all of the time



% who believe God/higher power ...



% who say ...



Note: Figures may not add to 100% or to subtotals indicated due to rounding.

Source: Survey conducted Dec. 4-18, 2017, among U.S. adults.

“When Americans Say They Believe in God, What Do They Mean?”

PEW RESEARCH CENTER

These are among the key findings of the new survey, conducted Dec. 4 to 18, 2017, among 4,729 participants in Pew Research Center's nationally representative American Trends Panel, with an overall margin of sampling error for the full survey of plus or minus 2.3 percentage points. (For more details, see the Methodology.)

To explore the U.S. public's beliefs about God, the survey first asked, simply: "Do you believe in God, or not?"

Those who said "yes" – 80% of all respondents – received a follow-up question asking them to clarify whether they believe in "God as described in the Bible" or they "do not believe in God as described in the Bible, but do believe there is some other higher power or spiritual force in the universe." Most people in this group – indeed, a slim majority of all Americans (56%) – say they believe in God as described in the Bible.

Those who answered the first question by saying that they do *not* believe in God (19% of all respondents) also received a follow-up question. They were asked to clarify whether they "do not believe in God as described in the Bible, but do believe there is some other higher power or spiritual force in the universe" or, on the contrary, they "do not believe there is ANY higher power or spiritual force in the universe." Of this group, about half (10% of U.S. adults) say they do not believe in a higher power or spiritual force of any kind.

All told, one-third of respondents ultimately say that although they do not believe in the God of the Bible, they do believe in a higher power or spiritual force of some kind – including 23% who initially said they believe in God and 9% who initially said they do *not* believe in God.

Slim majority of Americans believe in God as described in the Bible, while one-third believe in some other higher power

<i>Do you believe in God, or not?</i>	%
Yes...	80
... believe in God as described in Bible	56
... believe in some higher power/spiritual force (not God of Bible)	23
... no answer as to biblical God or other higher power	1
No...	19
... but do believe in some higher power/spiritual force	9
... don't believe in God/higher power of any kind	10
... no answer as to whether believe in higher power or nothing at all	<1
No answer	1
	100

Note: The "no ... but do believe in some higher power/spiritual force" row includes those who refused to answer the "Do you believe in God, or not?" question, but stipulated in a follow-up question that they believe in a higher power of some kind but not in God as described in the Bible. See topline for additional details. Figures may not add to 100% or to subtotals indicated due to rounding.

Source: Survey conducted Dec. 4-18, 2017, among U.S. adults.
 "When Americans Say They Believe in God, What Do They Mean?"

PEW RESEARCH CENTER

A note on trends in belief in God

Many surveys, stretching back decades, have included questions that ask respondents about belief in God. For example, the General Social Survey, conducted by NORC at the University of Chicago, has regularly asked the public whether they believe in God, providing six response options ranging from “I don’t believe in God” to “I know God really exists and I have no doubts about it.” Since 1976, Gallup has [regularly asked](#) Americans whether they “believe in God or a universal spirit.” Researchers have explored how Americans conceive of God (see, for example, [“America’s Four Gods: What We Say About God – And What That Says About Us,”](#) by sociologists Paul Froese and Christopher Bader), the degree of certitude with which they hold these beliefs, and much more.

Why, then, is this an opportune moment for a new survey exploring American beliefs about God?

Simply put, the U.S. is in the midst of significant religious change. The share of Americans who identify with Christianity is declining, while the share of Americans who say they have no religion (including self-described atheists, agnostics, and those who identify, religiously, as “nothing in particular”) is [growing rapidly](#). Surveys also show that the percentage of Americans who believe in God has [ticked downward](#) in recent years. In Pew Research Center’s 2007 Religious Landscape Study, for example, 92% of U.S. adults said “yes” when asked if they believe in “God or a universal spirit.” When the study was repeated in 2014, the share who said they believe in God had slipped to 89%. Over the same period, the share of Americans who said they believe in God with absolute certainty declined even more sharply (from 71% in 2007 to 63% in 2014).

These trends raise a variety of questions. When Americans say they do not believe in God, what are they rejecting, exactly? Is it just the *number* of Americans who believe in God that is changing, or are the underlying beliefs and *conceptions* of God changing, too? How many Americans today view God as an all-powerful being who continually intercedes in their lives, handing out punishments or rewards? And how many believe in some other kind of spiritual force (one that may, for example, be less judgmental or less active in human affairs)?

The current survey includes many new questions designed to begin to address these issues. One thing the new survey *cannot* do, however, is provide a direct indication of how beliefs about God have changed in recent years. There are a couple of reasons for this. First, the wording of many questions in the new survey is different from the wording of questions in previous Pew Research Center surveys. Second, the mode in which the new survey was administered (online) differs from the mode in which previous Pew Research Center surveys were conducted (telephone). For both reasons, making direct comparisons with previous surveys to measure change over time is not possible.

Nevertheless, the new survey can help illuminate how Americans conceive of God at this particular moment in time and also set a baseline for future studies that may be able to go further toward establishing how and why beliefs about God are changing over time.

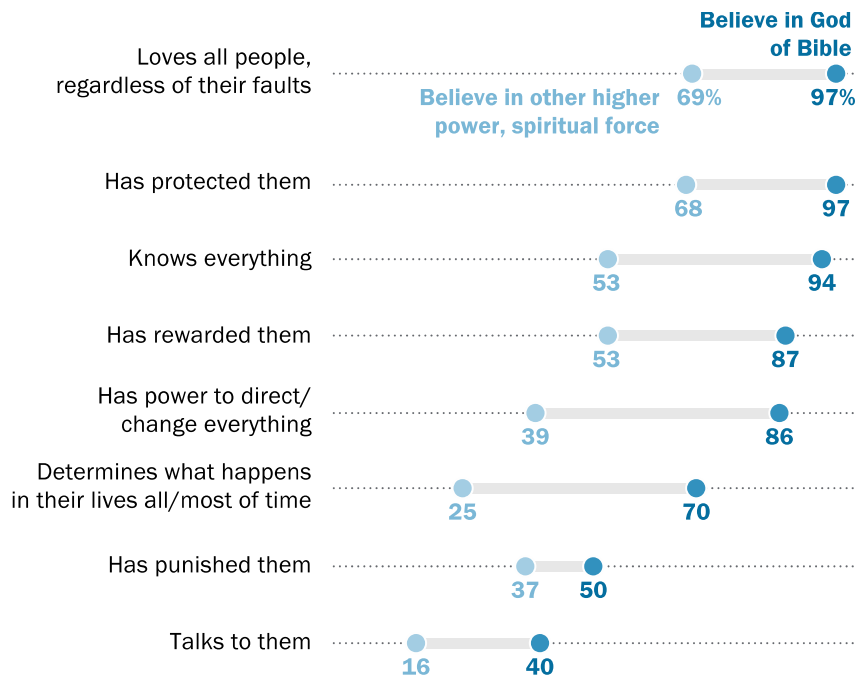
When asked additional questions about what they believe God or another higher power in the universe is like, those who believe in God as described in the Bible and those who believe in another kind of higher power or spiritual force express substantially different views. Simply put, those who believe in the God of the Bible tend to perceive a more powerful, knowing, benevolent and active deity.

For instance, nearly all adults who say they believe in the God of the Bible say they think God loves all people regardless of their faults, and that God has protected them. More than nine-in-ten people who believe in the biblical God envisage a deity who knows everything that goes on in the world, and nearly nine-in-ten say God has rewarded them, and has the power to direct or change everything that happens in the world.

Far fewer people who believe in some other higher power or spiritual force (but not the God of the Bible) ascribe these attributes and actions to that higher power. Still, even among this group, half or more say they believe another higher power in the universe loves all people (69%), is omniscient (53%), has protected them (68%) and rewarded them (53%).

Those who believe in God of Bible see deity as more powerful, active than those who believe in another higher power or spiritual force

% who believe God/higher power ...



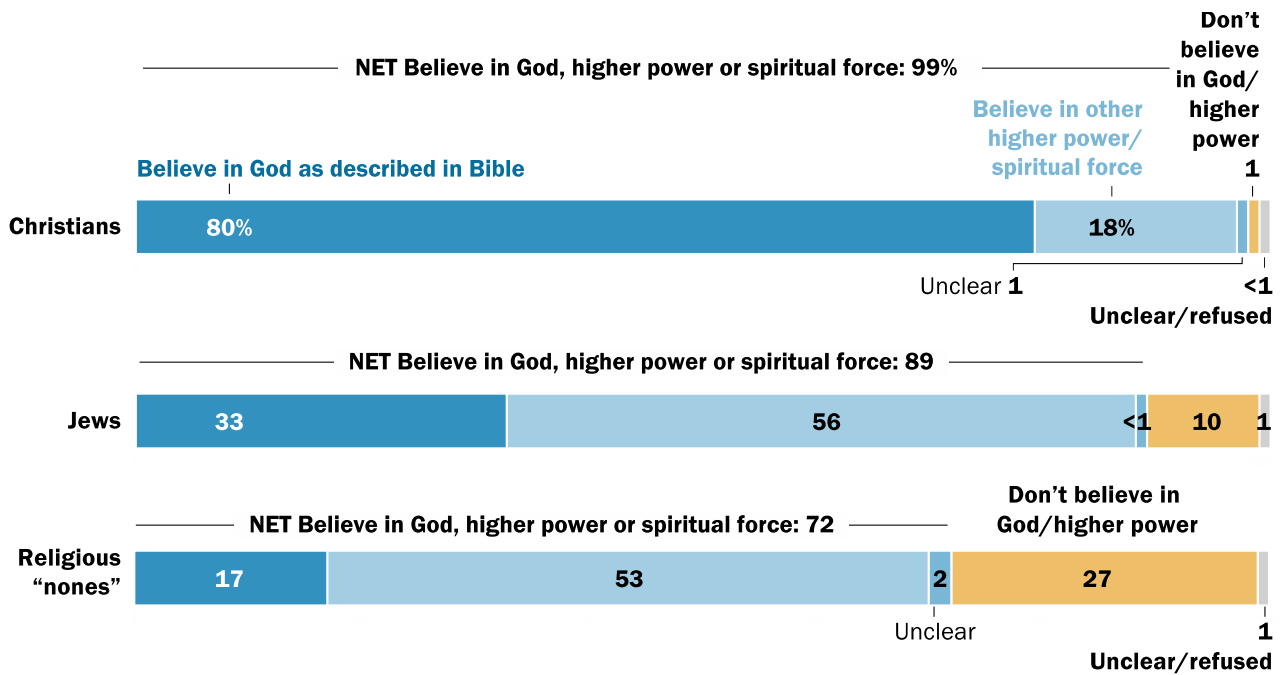
Source: Survey conducted Dec. 4-18, 2017, among U.S. adults.
 "When Americans Say They Believe in God, What Do They Mean?"

PEW RESEARCH CENTER

Belief in God as described in the Bible is most pronounced among U.S. Christians. Overall, eight-in-ten self-identified Christians say they believe in the God of the Bible, while one-in-five do not believe in the biblical description of God but do believe in a higher power of some kind. Very few self-identified Christians (just 1%) say they do not believe in any higher power at all.

Compared with Christians, Jews and people with no religious affiliation are much more likely to say they do not believe in God or a higher power of any kind. Still, big majorities in both groups *do* believe in a deity (89% among Jews, 72% among religious “nones”), including 56% of Jews and 53% of the religiously unaffiliated who say they do not believe in the God of the Bible but do believe in some other higher power of spiritual force in the universe. (The survey did not include enough interviews with Muslims, Buddhists, Hindus or respondents from other minority religious groups in the United States to permit separate analysis of their beliefs.)

Relatively few religious ‘nones’ believe in God as described in Bible, but most do believe in some higher power



Note: Figures may not add to 100% or to subtotals indicated due to rounding.
 Source: Survey conducted Dec. 4-18, 2017, among U.S. adults.
 "When Americans Say They Believe in God, What Do They Mean?"

When asked about a variety of possible attributes or characteristics of God, U.S. Christians by and large paint a portrait that reflects common Christian teachings about God. For instance, 93% of Christians believe God (or another higher power in the universe) loves all people, regardless of their faults. Nearly nine-in-ten (87%) say that God knows everything that happens in the world. And about eight-in-ten (78%) believe God has the power to direct or change everything that goes on in the world. In total, three-quarters of U.S. Christians believe that God possesses all three of these attributes – that the deity is loving, omniscient and omnipotent.

However, the survey finds sizable differences in the way various Christian subgroups perceive God. For example, while nine-in-ten of those in the historically black Protestant (92%) and evangelical (91%) traditions say they believe in God as described in the Bible, smaller majorities of mainline Protestants and Catholics say they have faith in the biblical God.¹ Sizable minorities of Catholics (28%) and mainline Protestants (26%) say they believe in a higher power or spiritual force, but *not* in God as described in the Bible.

Three-quarters of U.S. Christians believe God is loving, omniscient *and* omnipotent

	Believe in God as described in Bible	Believe in other higher power (not God of Bible)	Believe in deity, declined to say which	Do not believe in God or higher power of any kind	Unclear/refused	Believe God/higher power is all-loving	Believe God/higher power is all-knowing	Believe God/higher power is all-powerful	NET Believe God has all three traits
	%	%	%	%	%	%	%	%	%
Christian	80	18	1	1	<1=100	93	87	78	74
Protestant	85	13	1	<1	<1	95	91	83	80
<i>Evangelical</i>	91	8	1	<1	0	97	95	89	87
<i>Mainline</i>	72	26	1	1	1	91	82	64	62
<i>Historically black Prot.</i>	92	6	1	0	0	98	97	96	91
Catholic	69	28	<1	2	<1	88	78	67	61

Note: The “believe in deity, declined to say which” column is composed of respondents who said they believe in God but declined to answer a follow-up question asking whether they believe in God as described in the Bible or they believe in some other higher power or spiritual force in the universe. Figures may not add to 100% due to rounding.

Source: Survey conducted Dec. 4-18, 2017, among U.S. adults.

“When Americans Say They Believe in God, What Do They Mean?”

PEW RESEARCH CENTER

¹ In this report, Protestants are categorized into one of three traditions (the evangelical Protestant tradition, the mainline Protestant tradition or the historically black Protestant tradition) based, as much as possible, on their denominational affiliation. For details on how denominations were categorized into traditions, see “[Appendix B: Classification of Protestant Denominations](#)” in Pew Research Center’s 2015 report “[America’s Changing Religious Landscape](#).”

Similarly, while about nine-in-ten adherents in the historically black Protestant tradition (91%) and evangelicals (87%) believe that God is all-loving, all-knowing and all-powerful, just six-in-ten Catholics and mainline Protestants say God possesses all three attributes.

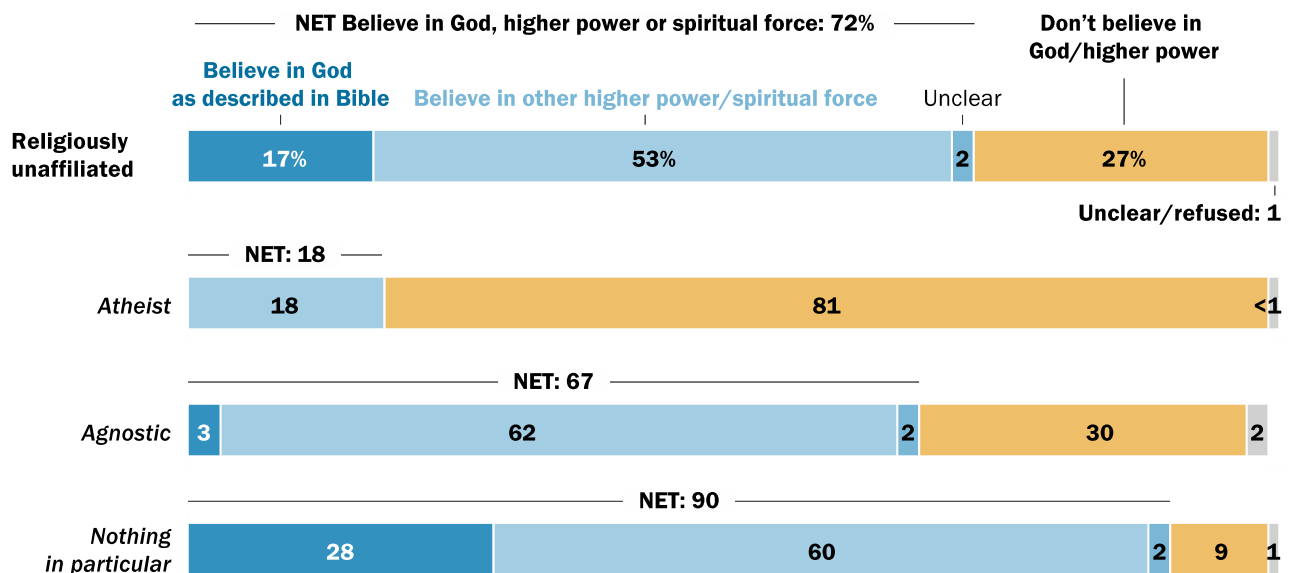
Evangelicals and those in the historically black Protestant tradition are also more likely than members of other major U.S. Christian traditions to say that God has personally protected, rewarded and punished them. But across all subgroups, Christians are far more likely to say God has protected and rewarded them than to say God has punished them. (See Chapter 2 for details.)

Religious ‘nones’ are divided in their views about God

Seven-in-ten religiously unaffiliated adults believe in a higher power of some kind, including 17% who say they believe in God as described in the Bible and 53% who believe in some other form of higher power or spiritual force in the universe. Roughly one-quarter of religious “nones” (27%) say they do not believe in a higher power of any kind. But there are stark differences based on how, exactly, members of this group describe their religious identity.

None of the survey respondents who describe themselves as atheists believe in God as described in the Bible. About one-in-five, however, do believe in some other kind of higher power or spiritual force in the universe (18%). Roughly eight-in-ten self-described atheists (81%) say they do not believe in a higher power of any kind.

Most agnostics, those whose religion is ‘nothing in particular’ believe in a higher power or spiritual force



Note: Figures may not add to 100% or to subtotals indicated due to rounding.

Source: Survey conducted Dec. 4-18, 2017, among U.S. adults.

“When Americans Say They Believe in God, What Do They Mean?”

PEW RESEARCH CENTER

Self-described agnostics look very different from atheists on this question. While very few agnostics (3%) say they believe in God as described in the Bible, a clear majority (62%) say they believe in some other kind of spiritual force. Just three-in-ten say there is no higher power in the universe.

Respondents who describe their religion as “nothing in particular” are even more likely to express belief in a deity; nine-in-ten take this position, mirroring the U.S. public overall in this regard. While most people in this “nothing in particular” group believe in a spiritual force other than the biblical God (60%), a sizable minority (28%) say they do believe in God as described in the Bible.

Young people less inclined to claim belief in biblical God

Majorities in all adult age groups say they believe in God or some other higher power, ranging from 83% of those ages 18 to 29 to 96% of those ages 50 to 64. But young adults are far less likely than their older counterparts to say they believe in God as described in the Bible. Whereas roughly two-thirds of adults ages 50 and older say they believe in the biblical God, just 49% of those in their 30s and 40s and just 43% of adults under 30 say the same. A similar share of adults ages 18 to 29 say they believe in another higher power (39%).

The survey also shows that, compared with older adults, those under age 50 generally view God as less powerful and less involved in earthly affairs than do older Americans. At the same time, however, young adults are somewhat *more* likely than their elders to say they believe that they personally have been punished by God or a higher power in the universe.

Compared with older Americans, fewer young adults believe in active, engaged God

	Ages			
	18-29	30-49	50-64	65+
	%	%	%	%
NET Believe in God, higher power or spiritual force	83	87	96	92
Believe in God as described in Bible	43	49	67	65
Believe in other higher power/spiritual force	39	37	28	26
Unclear	2	1	1	1
Do not believe in God or higher power of any kind	16	13	4	7
Unclear/refused	1	<1	1	1
	100	100	100	100
<i>% who believe that God/higher power ...</i>				
Loves all people, despite their faults	67	72	88	83
Has protected them	68	72	85	83
Knows everything	63	67	77	76
Has rewarded them	61	64	73	68
Has power to direct/change everything	52	56	71	67
Determines what happens in their lives all/most of time	41	42	59	51
Has punished them	44	44	38	33
Talks to them	21	24	35	31

Note: Figures may not add to 100% or to subtotals indicated due to rounding.

Source: Survey conducted Dec. 4-18, 2017, among U.S. adults.

"When Americans Say They Believe in God, What Do They Mean?"

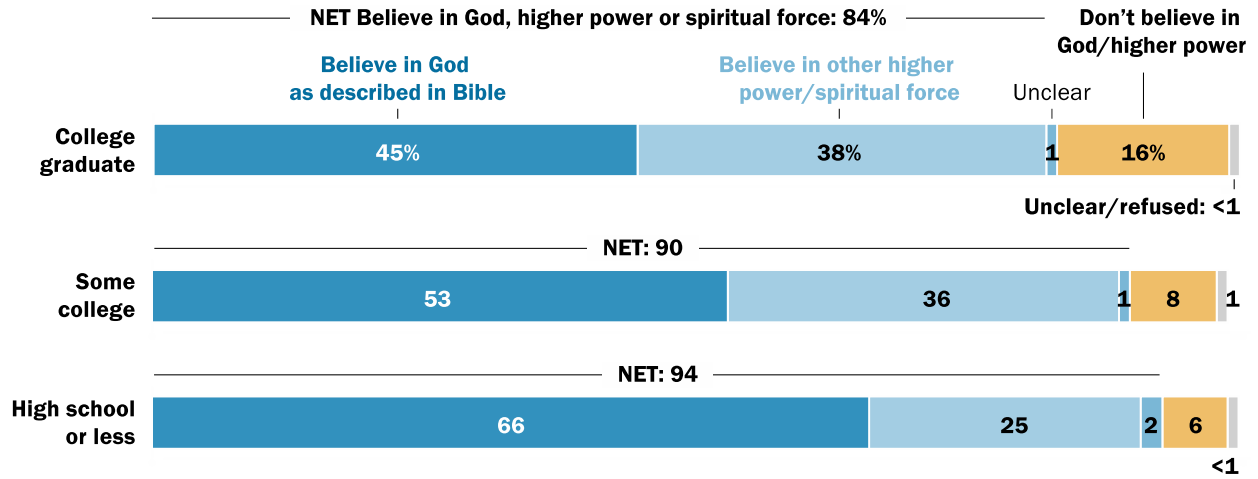
PEW RESEARCH CENTER

Highly educated Americans less likely to believe in God of the Bible

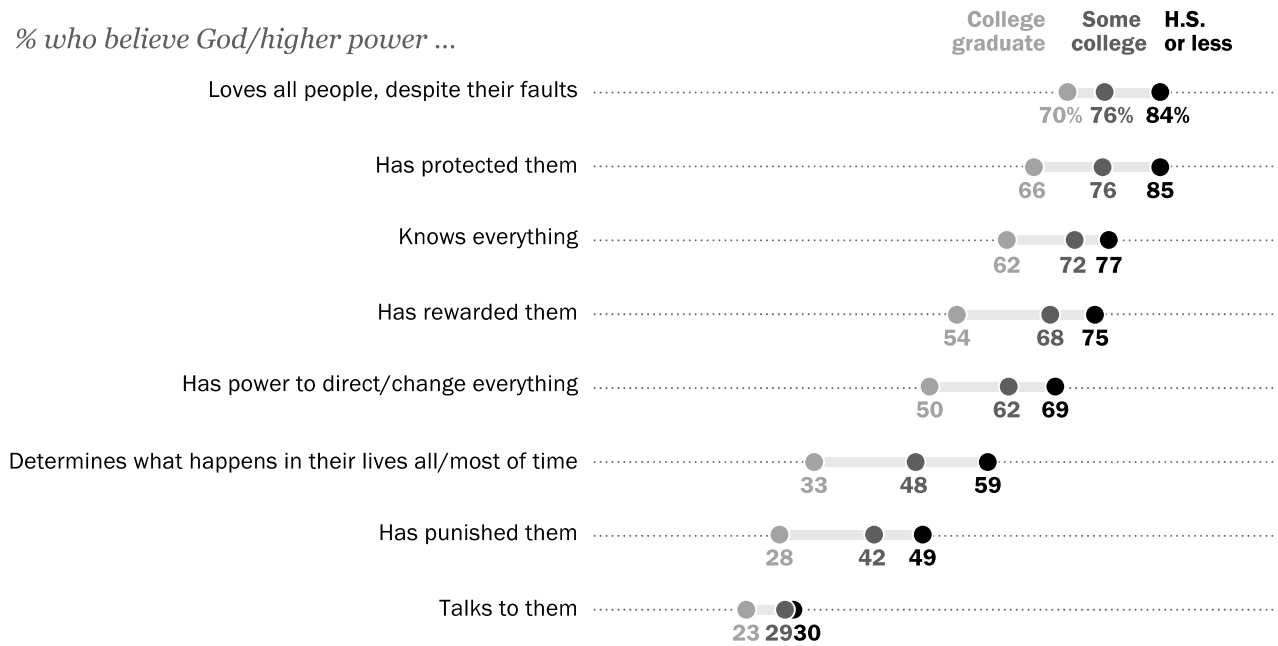
Among U.S. adults with a high school education or less, fully two-thirds say they believe in God as described in the Bible. Far fewer adults who have obtained some college education say they believe in God as described in the Bible (53%). And among college graduates, fewer than half (45%) say they believe in the biblical God.

The data also show that, compared with those with lower levels of educational attainment, college graduates are less likely to believe that God (or another higher power in the universe) is active and involved in the world and in their personal lives. For instance, while roughly half of college graduates (54%) say they have been rewarded by God, two-thirds of those with some college education (68%) and three-quarters of those with a high school education or less (75%) say this. And just one-third of college graduates say God determines all or most of what happens in their lives, far below the share who say this among those with less education.

College graduates less likely to believe in active, involved deity



% who believe God/higher power ...



Note: Figures may not add to 100% or to subtotals indicated due to rounding.

Source: Survey conducted Dec. 4-18, 2017, among U.S. adults.

"When Americans Say They Believe in God, What Do They Mean?"

PEW RESEARCH CENTER

Republicans and Democrats have very different beliefs about the divine

Republicans and Democrats have very different notions about God. Among Republicans and those who lean toward the GOP, seven-in-ten say they believe in God as described in the Bible.

Democrats and those who lean Democratic, by contrast, are far less likely to believe in God as described in the Bible (45%), and are more likely than Republicans to believe in another kind of higher power (39% vs. 23%). Democrats also are more likely than Republicans to say they do not believe in any higher power or spiritual force in the universe (14% vs. 5%).

Additionally, while 85% of Republicans believe God loves all people, eight-in-ten believe God is all-knowing, and seven-in-ten believe God is all-powerful; Democrats are less likely to express each of these views. Two-thirds of Republicans say they believe God possesses all three of these attributes, compared with roughly half of Democrats (49%). Republicans also are more likely than Democrats to say God has protected, rewarded or punished them (see Chapter 2).

Compared with Republicans, Democrats far less likely to believe in God as described in Bible

	Rep./lean Rep. %	Dem./lean Dem. %
NET Believe in God, higher power or spiritual force	95	86
Believe in God as described in Bible	70	45
Believe in other higher power/spiritual force	23	39
Unclear	1	2
Do not believe in God or higher power of any kind	5	14
Unclear/refused	<1	<1
	100	100
<i>% who believe that God/higher power ...</i>		
Loves all people, despite their faults	85	72
Knows everything	81	64
Has power to direct/change everything	71	54
NET Believe God has all three traits	67	49

Note: Figures may not add to 100% or to subtotals indicated due to rounding.

Source: Survey conducted Dec. 4-18, 2017, among U.S. adults.

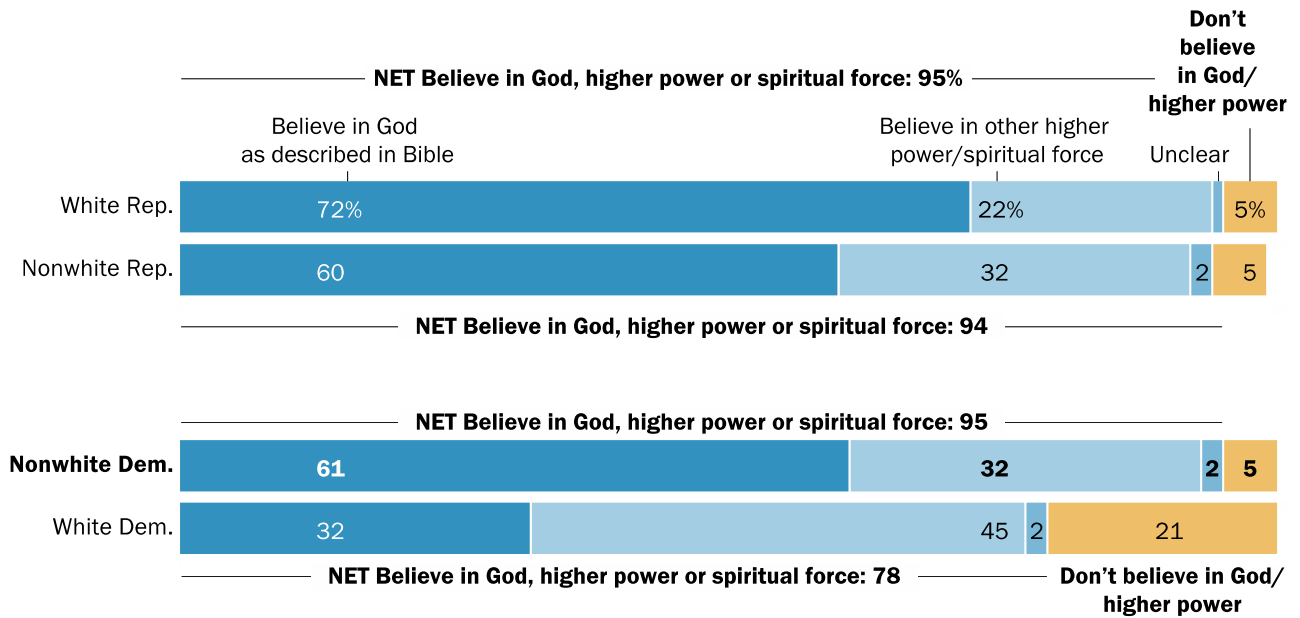
"When Americans Say They Believe in God, What Do They Mean?"

PEW RESEARCH CENTER

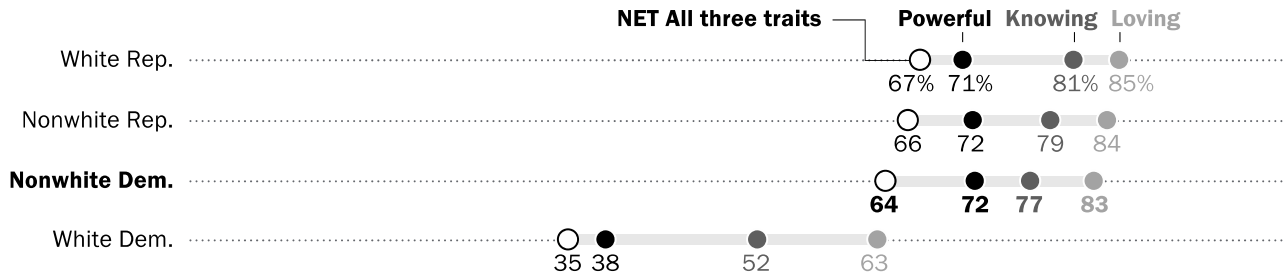
Among Democrats, the survey finds big differences between whites and nonwhites in views about God. Most nonwhite Democrats, who are predominantly black or Hispanic, say they believe in God as described in the Bible, and seven-in-ten or more say they believe God is all-loving, all-knowing or all-powerful, with two-thirds ascribing all of these attributes to God. In these ways, nonwhite Democrats have more in common with Republicans than they do with white Democrats.

In stark contrast with non-white Democrats, just one-third of white Democrats say they believe in God as described in the Bible, while 21% do not believe in a higher power of any kind. And just one-in-three white Democrats say they believe God (or another higher power in the universe) is all-knowing, all-powerful and all-loving.

In their beliefs about God, nonwhite Democrats more closely resemble Republicans than white Democrats



% who believe God/higher power is all- ...



Note: Republicans and Democrats include those who identify with or lean toward those parties. Those who did not say whether they believe in God or a higher power are not shown.

Source: Survey conducted Dec. 4-18, 2017, among U.S. adults. "When Americans Say They Believe in God, What Do They Mean?"

1. Beliefs about the nature of God

Virtually all U.S. Christians say they believe in God or a higher power of some kind. Among evangelical Protestants, 91% put their faith in God “as described in the Bible,” as do 92% of those in the historically black Protestant tradition. Most Catholics and mainline Protestants also believe in the God of the Bible, though sizable minorities within these groups say they believe in some other higher power or spiritual force.

Like Christians, most Jews believe in a deity. But compared with Christians, Jews are much more likely to say they believe in a higher power other than the biblical God (56%), and much less likely to say they believe in God as described in the Bible (33%). And one-in-ten Jews say they do not believe in God or a higher power of any kind.

The survey shows that a complete lack of belief is relatively uncommon even among religious “nones.” Seven-in-ten religious “nones” say they believe in God or a higher power of some kind, including 17% who believe in the biblical God and 53% who believe in a different higher power or spiritual force. Self-described atheists are the only group surveyed in which a majority (81%) rejects belief in a higher power altogether, and even among atheists, roughly one-in-five (18%) say they believe in some spiritual force.

Belief in God as described in the Bible is more common among women than men (61% vs. 50%), among older people than among younger adults, and among Republicans and those who lean toward the GOP than among Democrats (70% vs. 45%). The survey also shows that belief in the biblical God is least common among the most highly educated Americans.

Eight-in-ten Christians believe in God as described in the Bible; many religious 'nones' believe in some other higher power

	NET Believe in God or higher power	Believe in God of Bible	Believe in other higher power	Unclear	Do not believe in God or higher power of any kind	Unclear/ refused
	%	%	%	%	%	%
Total	90	56	33	1	10	1=100
Christian	99	80	18	1	1	<1
Protestant	99	85	13	1	<1	<1
<i>Evangelical</i>	100	91	8	1	<1	0
<i>Mainline</i>	98	72	26	1	1	1
<i>Historically black Prot.</i>	100	92	6	1	0	0
Catholic	98	69	28	<1	2	<1
Jewish	89	33	56	<1	10	1
Unaffiliated	72	17	53	2	27	1
Atheist	18	0	18	0	81	<1
Agnostic	67	3	62	2	30	2
Nothing in particular	90	28	60	2	9	1
Men	87	50	35	1	13	<1
Women	92	61	30	1	7	1
Ages 18-29	83	43	39	2	16	1
30-49	87	49	37	1	13	<1
50-64	96	67	28	1	4	1
65+	92	65	26	1	7	1
H.S. or less	94	66	25	2	6	<1
Some college	90	53	36	1	8	1
College graduate	84	45	38	1	16	<1
Rep./lean Rep.	95	70	23	1	5	<1
Dem./lean Dem.	86	45	39	2	14	<1

Note: Figures may not add to 100% or to subtotals indicated due to rounding.

Source: Survey conducted Dec. 4-18, 2017, among U.S. adults.

"When Americans Say They Believe in God, What Do They Mean?"

PEW RESEARCH CENTER

Nine-in-ten Christians say they believe God or another higher power in the universe loves all people despite their faults, and nearly as many say they think God is all-knowing. A smaller majority of Christians believe God is omnipotent, with the power to direct or change everything that goes on in the world (78%). Evangelicals and those in the historically black Protestant tradition are most likely to attribute these characteristics to God, though majorities in all Christian groups say God is loving, omniscient and omnipotent.

Among demographic groups, women are somewhat more likely than men to say God is all-loving or all-knowing, though they are not much more likely than men to view God as all-powerful. The beliefs that God is all-loving, all-knowing or all-powerful are more common among older people than younger adults, and among Republicans than Democrats.

In U.S., three-quarters see God/higher power as loving

Among all U.S. adults, % who believe God/higher power ...

	Loves all people, despite their faults %	Knows everything that goes on in world %	Has power to direct or change everything that goes on in world %
Total	77	71	61
Christian	93	87	78
Protestant	95	91	83
<i>Evangelical</i>	97	95	89
<i>Mainline</i>	91	82	64
<i>Historically black Prot.</i>	98	97	96
Catholic	88	78	67
Jewish	70	49	39
Unaffiliated	51	42	33
Atheist	4	3	4
Agnostic	34	28	20
Nothing in particular	72	59	47
Believe in God of Bible	97	94	86
Believe in other higher power	69	53	39
Men	72	65	59
Women	82	76	63
Ages 18-29	67	63	52
30-49	72	67	56
50-64	88	77	71
65+	83	76	67
H.S. or less	84	77	69
Some college	76	72	62
College graduate	70	62	50
Rep./lean Rep.	85	81	71
Dem./lean Dem.	72	64	54

Source: Survey conducted Dec. 4-18, 2017, among U.S. adults.
"When Americans Say They Believe in God, What Do They Mean?"

PEW RESEARCH CENTER

Three-quarters of U.S. Christians, including 91% of those in the historically black Protestant tradition and 87% of evangelical Protestants, believe God is all-loving, all-knowing *and* all-powerful. By comparison, Jews and religious “nones” are far less likely to say God (or another higher power in the universe) possesses all three of these attributes.

Among respondents who say they believe in God as described in the Bible, fully eight-in-ten (83%) say they believe God is all-loving, omniscient and omnipotent. By contrast, among those who believe in a higher power but not the God of the Bible, just 28% say God has all three of these characteristics.

Three quarters of U.S. Christians believe God is all-loving, all-knowing AND all-powerful

Number of traits ascribed to God/higher power when asked whether deity is all-loving, all-knowing, and/or all powerful

	0	1	2	3
	%	%	%	%
Total	18	11	15	56=100
Christian	4	8	14	74
Protestant	2	6	12	80
<i>Evangelical</i>	1	4	8	87
<i>Mainline</i>	6	12	21	62
<i>Historically black Prot.</i>	<1	1	8	91
Catholic	8	12	19	61
Jewish	23	27	20	30
Unaffiliated	43	15	15	27
Atheist	92	5	1	1
Agnostic	57	16	15	12
Nothing in particular	22	18	20	40
Believe in God of Bible	1	4	12	83
Believe in other higher power	20	26	25	28
Men	23	11	13	53
Women	13	10	17	59
Ages 18-29	27	10	16	47
30-49	22	11	17	50
50-64	9	11	14	66
65+	13	10	13	63
H.S. or less	12	10	16	63
Some college	18	11	14	57
College graduate	26	11	16	46
Rep./lean Rep.	10	9	14	67
Dem./lean Dem.	23	12	17	49

Note: Respondents were asked whether they believe each of three traits (all-loving, all-knowing, all-powerful) describe God or a higher power in the universe. Cell entries indicate the share of people in each group who ascribe the corresponding number of traits to God/higher power. The “0” column includes those who do not believe in God or a higher power of any kind.

Source: Survey conducted Dec. 4-18, 2017, among U.S. adults.
“When Americans Say They Believe in God, What Do They Mean?”

PEW RESEARCH CENTER

There are similar patterns on another question: whether God will ultimately judge all people based on what they have done in life.

Overall, six-in-ten Americans believe God or a higher power will someday judge all people. This view is most common among evangelicals (87%) and those in the historically black Protestant tradition (85%), and held by smaller majorities of other Christian groups. Most Jews and religious “nones” (some of whom do not believe in God or a higher power in the first place) reject the idea that people’s deeds will ultimately be judged by a higher power.

Seven-in-ten adults ages 50 and older think all people will ultimately face God’s judgment. By contrast, just 56% of those in their 30s and 40s and half of adults under 30 (49%) say the same.

Three-quarters of Republicans and those who lean toward the GOP (74%) think all people will have their actions judged by God. Among Democrats and those who lean toward the Democratic Party, about half (51%) express this view.

In U.S., six-in-ten believe God will judge all people based on their deeds

	%
Total	61
Christian	79
Protestant	82
<i>Evangelical</i>	87
<i>Mainline</i>	72
<i>Historically black Prot.</i>	85
Catholic	73
Jewish	37
Unaffiliated	30
Atheist	2
Agnostic	17
Nothing in particular	44
Believe in God of Bible	85
Believe in other higher power	39
Men	58
Women	64
Ages 18-29	49
30-49	56
50-64	70
65+	69
H.S. or less	67
Some college	62
College graduate	52
Rep./lean Rep.	74
Dem./lean Dem.	51

Source: Survey conducted Dec. 4-18, 2017, among U.S. adults. “When Americans Say They Believe in God, What Do They Mean?”

PEW RESEARCH CENTER

2. Beliefs about God’s involvement in the world

About three-quarters of Americans say they try to talk to God or another higher power. And 28% indicate that their attempts at communication are answered, saying God or the spiritual force in the universe talks directly with them.

Communicating with God is most common among evangelical Protestants and those in the historically black Protestant tradition, with nearly everyone in both groups saying they talk to God. Six-in-ten people in the historically black Protestant tradition say this communication is a two-way street and that God talks directly with them; 45% of evangelicals say the same.

Compared with Christians, fewer Jews (63%) say they communicate with God, and just one-in-ten U.S. Jews (9%) say God talks to them. Even fewer religious “nones” (46%) say they speak to God or a higher power they believe in, but among the subset of “nones” who describe their religion as “nothing in particular,” two-thirds (65%) say they do indeed try to talk to the deity – and roughly one-in-five say God talks back.

As with so many other measures of belief and engagement with the divine, women are more likely than men to say they communicate with God, and those over 50 are more likely than younger adults to say this. Talking to God is less common among college graduates than among those with less education.

In U.S., most talk to God; three-in-ten say God talks back

% who say ...

	They talk to God/higher power %	God/higher power talks directly with them %
Total	74	28
Christian	90	35
Protestant	93	41
<i>Evangelical</i>	96	45
<i>Mainline</i>	87	25
<i>Historically black Prot.</i>	97	60
Catholic	84	23
Jewish	63	9
Unaffiliated	46	13
Atheist	3	1
Agnostic	30	2
Nothing in particular	65	21
Believe in God of Bible	95	40
Believe in other higher power	62	16
Men	66	24
Women	81	32
Ages 18-29	64	21
30-49	71	24
50-64	83	35
65+	78	31
H.S. or less	79	30
Some college	74	29
College graduate	67	23
Rep./lean Rep.	83	33
Dem./lean Dem.	68	24

Source: Survey conducted Dec. 4-18, 2017, among U.S. adults. “When Americans Say They Believe in God, What Do They Mean?”

PEW RESEARCH CENTER

When asked whether they have ever been protected by God, three-quarters of Americans (including 93% of Christians) say yes. And two-thirds of U.S. adults (including about eight-in-ten Christians) say they have been rewarded by God at some point in their lives. Far fewer people – just four-in-ten U.S. adults and 47% of Christians – say there has been a time when they were punished by God.

Overwhelming majorities of all Christian traditions say they have been protected by God. Similarly, the share of Christians who say they have been rewarded by God ranges from 70% among mainline Protestants to 96% among those in the historically black Protestant tradition. By contrast, those in the historically black Protestant tradition (61%) and evangelicals (56%) are the only Christian subgroups in which more than half of respondents say they have been punished by God.

Two-thirds say they have been rewarded by God, four-in-ten have been punished

% who say God has ever ____ them

	Protected	Rewarded	Punished
	%	%	%
Total	77	67	40
Christian	93	81	47
Protestant	94	84	52
<i>Evangelical</i>	96	89	56
<i>Mainline</i>	87	70	38
<i>Historically black Prot.</i>	98	96	61
Catholic	90	75	38
Jewish	61	57	28
Unaffiliated	48	41	28
Atheist	4	1	1
Agnostic	30	25	17
Nothing in particular	69	60	41
Believe in God of Bible	97	87	50
Believe in other higher power	68	53	37
Men	70	63	41
Women	83	70	40
Ages 18-29	68	61	44
30-49	72	64	44
50-64	85	73	38
65+	83	68	33
H.S. or less	85	75	49
Some college	76	68	42
College graduate	66	54	28
Rep./lean Rep.	85	75	47
Dem./lean Dem.	71	61	36

Source: Survey conducted Dec. 4-18, 2017, among U.S. adults. "When Americans Say They Believe in God, What Do They Mean?"

PEW RESEARCH CENTER

Analysis of the survey data reveals that those who believe they have been rewarded by God are divided between those who have been rewarded *and* punished (38% of all adults) and those who believe they have been rewarded *but not* punished (29%). Very few Americans say they have been punished by God without also having been rewarded (3%).

This relative optimism about God's involvement in life is consistent with previous studies that have shown, [for example](#), that the share of Americans who believe in heaven is significantly larger than the share who believe in hell.

In U.S., seven-in-ten say they have been rewarded or punished by God

	%
NET Rewarded OR punished	69
Rewarded AND punished	38
Rewarded NOT punished	29
Punished NOT rewarded	3
Neither rewarded nor punished	20
Don't believe in God/higher power	<u>10</u>
	100

Note: Figures may not add to 100% or to subtotals indicated due to rounding. The "don't believe in God" row includes those who refused to answer or gave unclear responses to the questions that asked respondents whether they believe in God or some other higher power or spiritual force in the universe.

Source: Survey conducted Dec. 4-18, 2017, among U.S. adults. "When Americans Say They Believe in God, What Do They Mean?"

PEW RESEARCH CENTER

Half of U.S. adults think God determines what happens in their lives “all” or “most” of the time, including 27% who say God *always* determines what happens to them and 21% who say God is behind most of what happens to them. One-in-five (18%) say God determines what happens to them “some” of the time, and 23% say God hardly ever or never determines the course of their life. (An additional 10% do not believe in God or a higher power.)

The belief that God is responsible for all or most things that happen in life peaks at 82% among those in the historically black Protestant tradition, and this view is shared by 72% of evangelical Protestants. More than half of Catholics (56%) also see God’s hand at work in all or most things that happen to them, as do 53% of mainline Protestants.

Among demographic groups, more women than men see God at work in all or most of what happens in their lives. There is also a big gap between college graduates and those with less education. Among adults who have a high school degree or less education, a majority (59%) believe God is largely or entirely responsible for what happens to them; roughly a quarter believe God hardly ever or never determines the course of their lives (17%) or reject belief in a higher power altogether (6%). By contrast, among college graduates, nearly half say God determines little or nothing of what happens to them (29%) or doesn’t exist at all (16%), while only one-third see all or most of what happens to them as God’s handiwork.

Half of Americans believe God or higher power directly determines what happens in their lives all or most of the time

	NET All / most of the time	All the time	Most of the time	Just some of the time	NET Hardly ever / never	Hardly ever	Never	Don't know	Don't believe in God / higher power
	%	%	%	%	%	%	%	%	%
Total	48	27	21	18	23	9	13	1	10=100
Christian	63	36	27	18	16	8	8	2	1
Protestant	67	43	24	18	13	7	6	2	1
<i>Evangelical</i>	72	46	26	17	9	5	5	2	<1
<i>Mainline</i>	53	29	24	23	21	11	10	1	2
<i>Historically black Prot.</i>	82	61	21	10	7	4	3	1	0
Catholic	56	24	32	19	21	9	12	2	2
Jewish	39	23	16	15	35	13	22	<1	11
Unaffiliated	21	11	10	17	33	12	21	<1	28
Atheist	1	<1	1	1	17	1	16	0	82
Agnostic	8	2	6	14	45	21	24	<1	33
Nothing in particular	32	17	14	24	34	13	21	1	10
Believe in God of Bible	70	43	28	16	12	6	6	1	0
Believe in other higher power	25	10	16	26	47	19	28	1	0
Men	42	24	18	17	26	10	16	1	13
Women	54	30	24	18	19	9	11	1	8
Ages 18-29	41	20	21	18	24	8	16	<1	17
30-49	42	24	17	19	26	11	14	1	13
50-64	59	36	23	16	20	9	11	1	4
65+	51	28	23	18	19	8	12	2	8
H.S. or less	59	37	23	15	17	7	10	2	6
Some college	48	25	22	19	23	10	14	1	10
College graduate	33	17	17	20	29	13	16	1	16
Rep./lean Rep.	54	30	23	20	19	9	10	2	5
Dem./lean Dem.	43	24	19	17	26	10	15	1	14

Note: Figures may not add to 100% or to subtotals indicated due to rounding. The "don't believe in God" column includes those who refused to answer or gave unclear responses to the questions that asked respondents whether they believe in God or some other higher power or spiritual force in the universe.

Source: Survey conducted Dec. 4-18, 2017, among U.S. adults.

"When Americans Say They Believe in God, What Do They Mean?"

PEW RESEARCH CENTER

Respondents who indicated that God determines what happens in their lives occasionally (i.e., at least “hardly ever” but not “all the time”) were asked whether God determines only the *big* things in life or the *little* things (or both), and were separately asked whether God determines only the *good* things, only the *bad* things, or both.

The survey shows that most people think God or another higher power in the universe is at work in both the big and little things in life, and in the good things as well as the bad. For instance, two-thirds of Americans believe God is behind at least some of the big things and some of the little things in life; this group includes those who say God is responsible for everything that happens to them, as well as those who think God is sometimes responsible for both big and little things that happen to them. Very few people say God is responsible for only the big things (4%) or only the little things (2%) in life. (Others say God does not determine anything that happens in their life, or does not exist.)

Similarly, just 5% say God is responsible for only the good things that happen to them, and 1% say God is behind only the bad events in life. Most adults see God’s hand at work in both positive and negative things.

Most Americans say God has a hand in big and little, good and bad things in their lives

	God determines mix of big and little things	God determines only the big things in their life	God determines only the little things in their life	God determines mix of good and bad things	God determines only good things that happen in their life	God determines only bad things that happen in their life
	%	%	%	%	%	%
Total	68	4	2	68	5	1
Christian	83	4	2	81	6	1
Protestant	87	3	1	84	5	<1
<i>Evangelical</i>	90	2	1	84	6	1
<i>Mainline</i>	80	5	2	81	5	<1
<i>Historically black Prot.</i>	92	4	<1	92	3	<1
Catholic	76	4	3	76	7	1
Jewish	50	11	5	55	1	9
Unaffiliated	42	4	4	44	4	2
Atheist	2	<1	<1	2	1	0
Agnostic	35	5	2	34	5	3
Nothing in particular	58	4	5	61	4	3
Believe in God of Bible	87	3	2	84	7	1
Believe in other higher power	60	6	4	63	4	3
Men	62	4	3	62	5	2
Women	74	4	2	72	5	1
Ages 18-29	57	7	4	59	4	4
30-49	65	3	3	65	5	<1
50-64	78	3	2	75	5	1
65+	73	3	2	70	6	<1
H.S. or less	75	3	3	74	5	2
Some college	69	4	2	67	5	2
College graduate	58	4	2	59	5	<1
Rep./lean Rep.	76	3	2	74	6	1
Dem./lean Dem.	62	5	3	63	4	2

Note: The "God determines mix of big and little things" and the "God determines mix of good and bad things" columns include those who say God is responsible for what happens to them all of the time. Those who do not believe in God or a higher power of any kind are not shown, nor are those who say God never determines what happens in their lives. Those who declined to answer the question also are not shown.

Source: Survey conducted Dec. 4-18, 2017, among U.S. adults.

"When Americans Say They Believe in God, What Do They Mean?"

PEW RESEARCH CENTER

Methodology

The American Trends Panel (ATP), created by Pew Research Center, is a nationally representative panel of randomly selected U.S. adults recruited from landline and cellphone random-digit-dial surveys. Panelists participate via monthly self-administered web surveys. Panelists who do not have internet access are provided with a tablet and wireless internet connection.

Data in this report are drawn from the panel wave conducted Dec. 4 to Dec. 18, 2017, among 4,729 respondents. At the time this wave was conducted, the panel was being managed by Abt Associates. The margin of sampling error for the full sample of 4,729 respondents is plus or minus 2.3 percentage points.

Members of the American Trends Panel were recruited from several large, national landline and cellphone random-digit-dial surveys conducted in English and Spanish. At the end of each survey, respondents were invited to join the panel. The first group of panelists was recruited from the 2014 Political Polarization and Typology Survey, conducted Jan. 23 to March 16, 2014. Of the 10,013 adults interviewed, 9,809 were invited to take part in the panel and a total of 5,338 agreed to participate.² The second group of panelists was recruited from the 2015 Pew Research Center Survey on Government, conducted Aug. 27 to Oct. 4, 2015. Of the 6,004 adults interviewed, all were invited to join the panel, and 2,976 agreed to participate.³ The third group of panelists was recruited from a survey conducted April 25 to June 4, 2017. Of the 5,012 adults interviewed in the survey or pretest, 3,905 were invited to take part in the panel and a total of 1,628 agreed to participate.⁴

The ATP data were weighted in a multistep process that begins with a base weight incorporating the respondents' original survey selection probability and the fact that in 2014 some panelists were subsampled for invitation to the panel. Next, an adjustment was made for the fact that the propensity to join the panel and remain an active panelist varied across different groups in the sample. The final step in the weighting uses an iterative technique that aligns the sample to population benchmarks on a number of dimensions. Gender, age, education, race, Hispanic origin and region parameters come from the U.S. Census Bureau's 2016 American Community Survey. The county-level population density parameter (deciles) comes from the 2010 U.S. decennial

² When data collection for the 2014 Political Polarization and Typology Survey began, non-internet users were subsampled at a rate of 25%, but a decision was made shortly thereafter to invite all non-internet users to join. In total, 83% of non-internet users were invited to join the panel.

³ Respondents to the 2014 Political Polarization and Typology Survey who indicated that they are internet users but refused to provide an email address were initially permitted to participate in the American Trends Panel by mail, but were no longer permitted to join the panel after Feb. 6, 2014. Internet users from the 2015 Pew Research Center Survey on Government who refused to provide an email address were not permitted to join the panel.

⁴ White, non-Hispanic college graduates were subsampled at a rate of 50%.

census. The telephone service benchmark comes from the July-December 2016 National Health Interview Survey and is projected to 2017. The volunteerism benchmark comes from the 2015 Current Population Survey Volunteer Supplement. The party affiliation benchmark is the average of the three most recent Pew Research Center general public telephone surveys. The internet-access benchmark comes from the 2017 ATP Panel Refresh Survey. Respondents who did not previously have internet access are treated as not having internet access for weighting purposes. Sampling errors and statistical tests of significance take into account the effect of weighting. Interviews are conducted in both English and Spanish, but the Hispanic sample in the American Trends Panel is predominantly U.S. born and English speaking.

The following table shows the unweighted sample sizes and the error attributable to sampling that would be expected at the 95% level of confidence for different groups in the survey:

Group	Unweighted sample size	Plus or minus ...
Total sample	4,729	2.3 percentage points
Christian	2,990	2.9 percentage points
Protestant	1,969	3.6 percentage points
<i>Evangelical</i>	1,025	5.0 percentage points
<i>Mainline</i>	716	6.0 percentage points
<i>Historically black Prot.</i>	228	10.6 percentage points
Catholic	845	5.5 percentage points
Jewish	155	12.9 percentage points
Religiously unaffiliated	1,321	4.4 percentage points
Atheist	306	9.2 percentage points
Agnostic	331	8.8 percentage points
Nothing in particular	684	6.1 percentage points
Men	2,357	3.3 percentage points
Women	2,372	3.3 percentage points
Ages 18-29	563	6.7 percentage points
30-49	1,386	4.3 percentage points
50-64	1,493	4.1 percentage points
65+	1,282	4.5 percentage points
H.S. or less	747	5.9 percentage points
Some college	1,421	4.2 percentage points
College graduate	2,551	3.2 percentage points
Rep./lean Rep.	1,985	3.6 percentage points
Dem./lean Dem.	2,627	3.1 percentage points

Sample sizes and sampling errors for other subgroups are available upon request.

In addition to sampling error, one should bear in mind that question wording and practical difficulties in conducting surveys can introduce error or bias into the findings of opinion polls.

This panel wave had a response rate of 86% (4,729 responses among 5,510 individuals in the panel). Taking account of the combined, weighted response rate for the recruitment surveys (10%) and attrition from panel members who were removed at their request or for inactivity, the cumulative response rate for the wave is 2.4%.⁵

© Pew Research Center, 2018

⁵ Approximately once per year, panelists who have not participated in multiple consecutive waves are removed from the panel. These cases are counted in the denominator of cumulative response rates.

**2017 PEW RESEARCH CENTER'S AMERICAN TRENDS PANEL
WAVE 30 December topline
December 4-18, 2017
TOTAL N=4,729**

OTHER QUESTIONS HELD FOR FUTURE RELEASE; SEE QUESTIONNAIRE FOR FULL DETAILS ON QUESTION WORDING, PROGRAMMING AND CONTEXT

ASK ALL:

GOD Do you believe in God, or not?

- 1 Yes
- 2 No
- 99 No answer

ASK IF BELIEVES IN GOD (GOD=1):

GODBIBLE Which of these statements comes closer to your views, even if neither is exactly right?
[RANDOMIZE]

- 1 I believe in God as described in the Bible
- 2 I DO NOT believe in God as described in the Bible, but I do believe there is some other higher power or spiritual force in the universe
- 99 No answer

ASK IF DOES NOT BELIEVE IN GOD (GOD=2):

HGHPWR Which of these statements comes closer to your views, even if neither is exactly right?
[RANDOMIZE]

- 1 I DO NOT believe in God as described in the Bible, but I do believe there is some other higher power or spiritual force in the universe
- 2 I do not believe there is ANY higher power or spiritual force in the universe
- 99 No answer

ASK IF REFUSED GOD (GOD=99):

MISSINGGOD Which of these statements comes closest to your views, even if none is exactly right?

- 1 I believe in God as described in the Bible
- 2 I DO NOT believe in God as described in the Bible, but I do believe there is some other higher power or spiritual force in the universe
- 3 I do not believe there is ANY higher power or spiritual force in the universe
- 99 No answer

SUMMARY TABLE, BASED ON TOTAL

Dec 4-18

2017

80	NET Believe in God
56	Believe in God as described in the Bible ¹
23	Believe in higher power, not God of the Bible
1	Believe in God, unsure whether Biblical God or higher power
19	NET Do not believe in God
9	Do not believe in God, but do believe in a higher power ²
10	Do not believe in anything ³
<1	Do not believe in God, unclear whether believes in higher power or believes in nothing
1	No answer⁴

¹ Includes those who said they believe in God as described in the Bible in MISSINGGOD

² Includes those who said they do not believe in God as described in the Bible but do believe in a higher power or spiritual force in MISSINGGOD

³ Includes those who said they do not believe in a higher power of any kind in MISSINGGOD

⁴ Includes those who refused to answer both GOD and MISSINGGOD.

ASK IF BELIEVES IN GOD OR HIGHER POWER:

GODBELIEFS Which of the following, if any, do you believe about **[IF BELIEVES IN GOD OF BIBLE INSERT: God; IF DOESN'T BELIEVE IN GOD OF BIBLE BUT BELIEVES IN SOMETHING ELSE INSERT: the higher power or spiritual force in the universe]**?

Do you believe that **[IF BELIEVES IN GOD OF BIBLE INSERT: God; IF DOESN'T BELIEVE IN GOD OF BIBLE BUT BELIEVES IN SOMETHING ELSE INSERT: the higher power or spiritual force in the universe]**...

[RANDOMIZE ITEMS]**BASED ON TOTAL**

		NET Believe in God or <u>higher power</u>	<u>Yes</u>	<u>No</u>	<u>No answer</u>	NET Do not believe in anything/ unclear/ref
a.	Knows everything that goes on in the world Dec 4-18, 2017	90	71	18	1	10
b.	Has the power to direct or change everything that goes on in the world Dec 4-18, 2017	90	61	27	1	10
c.	Loves all people regardless of their faults Dec 4-18, 2017	90	77	11	1	10
d.	Will judge all people on what they have done Dec 4-18, 2017	90	61	28	1	10

ASK IF BELIEVES IN GOD OR HIGHER POWER:

TALKGOD Do you ever try to talk to **[IF BELIEVES IN GOD OF BIBLE INSERT: God; IF DOESN'T BELIEVE IN GOD OF BIBLE BUT BELIEVES IN SOMETHING ELSE INSERT: the higher power or spiritual force in the universe]**, or not?

BASED ON TOTAL

Dec 4-18

2017**90****NET Believe in God or higher power**

74

Yes

15

No

<1

No answer

10**NET Do not believe in anything/unclear/ref**

ASK IF BELIEVES IN GOD OR HIGHER POWER:

GODRESPOND Does **[IF BELIEVES IN GOD OF BIBLE INSERT: God; IF DOESN'T BELIEVE IN GOD OF BIBLE BUT BELIEVES IN SOMETHING ELSE INSERT: the higher power or spiritual force in the universe]** ever talk directly with you, or not?

BASED ON TOTAL

Dec 4-18

2017

90 **NET Believe in God or higher power**
 28 Yes
 60 No
 2 No answer
10 **NET Do not believe in anything/unclear/ref**

ASK IF BELIEVES IN GOD OR HIGHER POWER:

GODACT Do you think **[IF BELIEVES IN GOD OF BIBLE INSERT: God; IF DOESN'T BELIEVE IN GOD OF BIBLE BUT BELIEVES IN SOMETHING ELSE INSERT: the higher power or spiritual force in the universe]** has ever...

[RANDOMIZE ITEMS]**BASED ON TOTAL**

	NET Believe in God or higher power	<u>Yes</u>	<u>No</u>	<u>No answer</u>	NET Do not believe in anything/ unclear/ref
a. Rewarded you Dec 4-18, 2017	90	67	22	1	10
b. Punished you Dec 4-18, 2017	90	40	48	1	10
c. Protected you Dec 4-18, 2017	90	77	12	1	10

ASK IF BELIEVES IN GOD OR HIGHER POWER:

GODDTRMN Do you think **[IF BELIEVES IN GOD OF BIBLE INSERT: God; IF DOESN'T BELIEVE IN GOD OF BIBLE BUT BELIEVES IN SOMETHING ELSE INSERT: the higher power or spiritual force in the universe]** directly determines what happens in your life...

BASED ON TOTAL

Dec 4-18

2017

90 **NET Believe in God or higher power**
 27 All of the time
 21 Most of the time
 18 Just some of the time
 9 Hardly ever
 13 Never
 1 No answer
10 **NET Do not believe in anything/unclear/ref**

ASK IF BELIEVES IN GOD OR HIGHER POWER:

GODDTRMN Do you think [**IF BELIEVES IN GOD OF BIBLE INSERT: God; IF DOESN'T BELIEVE IN GOD OF BIBLE BUT BELIEVES IN SOMETHING ELSE INSERT:** the higher power or spiritual force in the universe] directly determines what happens in your life...

ASK IF GOD OR HIGHER POWER DETERMINES WHAT HAPPENS IN LIFE MOST OF THE TIME, SOME OF THE TIME OR HARDLY EVER (GODDTRMN=2, 3, 4):

DTRMNALL Which things do you think [**IF BELIEVES IN GOD OF BIBLE: God; IF DOESN'T BELIEVE IN GOD OF BIBLE BUT BELIEVES IN SOMETHING ELSE INSERT:** the higher power or spiritual force in the universe] directly determines in your life?

BASED ON TOTAL

Dec 4-18

2017

90	NET Believe in God or higher power
27	God determines what happens in life all of the time (in GODDTRMN)
	NET God determines what happens in life most of time, some of the time or
48	hardly ever (in GODDTRMN)
2	<i>Just the little things</i>
4	<i>Just the big things</i>
41	<i>A mix of big and little things</i>
1	<i>No answer</i>
13	God never determines what happens in life (in GODDTRMN)
	No answer about whether or not God directly determines what happens in life (in
1	GODDTRMN)
10	NET Do not believe in anything/unclear/ref

ASK IF BELIEVES IN GOD OR HIGHER POWER:

GODDTRMN Do you think [**IF BELIEVES IN GOD OF BIBLE INSERT: God; IF DOESN'T BELIEVE IN GOD OF BIBLE BUT BELIEVES IN SOMETHING ELSE INSERT:** the higher power or spiritual force in the universe] directly determines what happens in your life...

ASK IF GOD OR HIGHER POWER DETERMINES WHAT HAPPENS IN LIFE MOST OF THE TIME, SOME OF THE TIME OR HARDLY EVER (GODDTRMN=2, 3, 4):

DTRMNGOOD Do you think [**IF BELIEVES IN GOD OF BIBLE: God; IF DOESN'T BELIEVE IN GOD OF BIBLE BUT BELIEVES IN SOMETHING ELSE INSERT:** the higher power or spiritual force in the universe] determines...

BASED ON TOTAL

Dec 4-18

2017

90	NET Believe in God or higher power
27	God determines what happens in life all of the time (in GODDTRMN)
	NET God determines what happens in life most of time, some of the time or
48	hardly ever (in GODDTRMN)
5	<i>Only the good things that happen to you</i>
1	<i>Only the bad things that happen to you</i>
40	<i>A mix of good and bad things that happen to you</i>
1	<i>No answer</i>
13	God never determines what happens in life (in GODDTRMN)
	No answer about whether or not God directly determines what happens in life (in
1	GODDTRMN)
10	NET Do not believe in anything/unclear/ref