

FOR RELEASE APRIL 9, 2019

Race in America 2019

Public has negative views of the country's racial progress; more than half say Trump has made race relations worse

BY *Juliana Menasce Horowitz, Anna Brown and Kiana Cox*

FOR MEDIA OR OTHER INQUIRIES:

Kim Parker, Director, Social Trends Research
Juliana Horowitz, Associate Director, Research
Jessica Pumphrey, Communications Associate

202.419.4372

www.pewresearch.org

RECOMMENDED CITATION

Pew Research Center, April 2019, "Race in America 2019"

About Pew Research Center

Pew Research Center is a nonpartisan fact tank that informs the public about the issues, attitudes and trends shaping America and the world. It does not take policy positions. The Center conducts public opinion polling, demographic research, content analysis and other data-driven social science research. It studies U.S. politics and policy; journalism and media; internet, science and technology; religion and public life; Hispanic trends; global attitudes and trends; and U.S. social and demographic trends. All of the Center's reports are available at www.pewresearch.org. Pew Research Center is a subsidiary of The Pew Charitable Trusts, its primary funder.

© Pew Research Center 2019

Table of Contents

About Pew Research Center	1
Terminology	3
Overview	4
1. How Americans see the state of race relations	17
2. Views of racial inequality	28
3. The role of race and ethnicity in Americans' personal lives	39
Acknowledgments	45
Methodology	46

Terminology

References to whites, blacks and Asians include only those who are non-Hispanic and identify as only one race. Hispanics are of any race.

All references to party affiliation include those who lean toward that party: Republicans include those who identify as Republicans and independents who say they lean toward the Republican Party, and Democrats include those who identify as Democrats and independents who say they lean toward the Democratic Party.

References to college graduates or people with a college degree comprise those with a bachelor's degree or more. "Some college" includes those with an associate degree and those who attended college but did not obtain a degree. "High school" refers to those who have a high school diploma or its equivalent, such as a General Education Development (GED) certificate.

Foreign born refers to people born outside of the United States, Puerto Rico or other U.S. territories to parents neither of whom was a U.S. citizen, regardless of legal status.

U.S. born refers to individuals who are U.S. citizens at birth, including people born in the United States, Puerto Rico or other U.S. territories, as well as those born elsewhere to parents who were U.S. citizens.

Race in America 2019

Public has negative views of the country's racial progress; more than half say Trump has made race relations worse

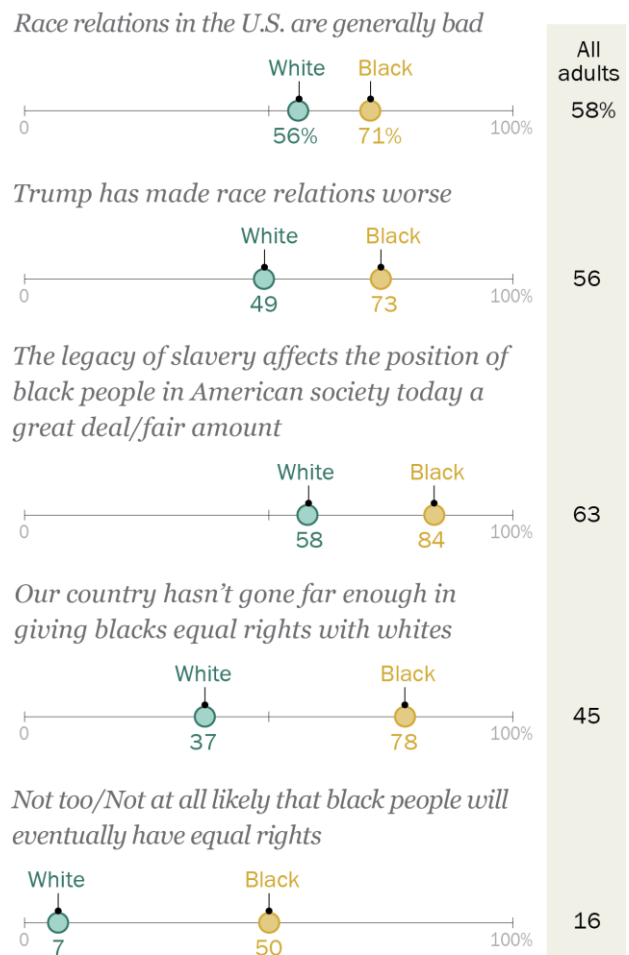
More than 150 years after the 13th Amendment abolished slavery in the United States, most U.S. adults say the legacy of slavery continues to have an impact on the position of black people in American society today. More than four-in-ten say the country hasn't made enough progress toward racial equality, and there is some skepticism, particularly among blacks, that black people will ever have equal rights with whites, according to a new Pew Research Center survey.

Opinions about the current state of race relations – and President Donald Trump's handling of the issue – are also negative. About six-in-ten Americans (58%) say race relations in the U.S. are bad, and of those, few see them improving. Some 56% think the president has made race relations worse; just 15% say he has improved race relations and another 13% say he has tried but failed to make progress on this issue. In addition, roughly two-thirds say it's become more common for people to express racist views since Trump became president.

Blacks are particularly gloomy about the country's racial progress. More than eight-in-ten black adults say the legacy of slavery affects the position of black people in America today, including 59% who say it affects it a great deal. About eight-in-ten blacks (78%) say the country hasn't gone far enough when it comes to giving

Most black adults have negative views about the country's racial progress

% saying ...



Note: Whites and blacks include those who report being only one race and are non-Hispanic.

Source: Survey of U.S. adults conducted Jan. 22-Feb. 5, 2019. "Race in America 2019"

PEW RESEARCH CENTER

black people equal rights with whites, and fully half say it's unlikely that the country will eventually achieve racial equality.

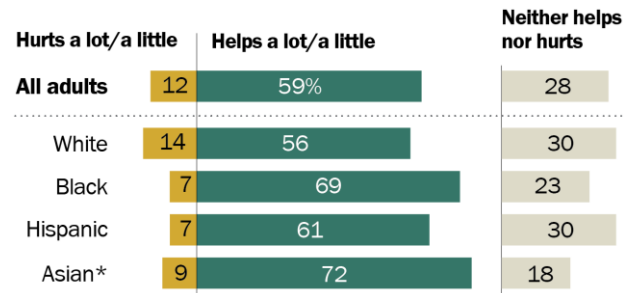
Americans see disadvantages for blacks and Hispanics in the U.S. A majority of all adults (56%) say being black hurts people's ability to get ahead at least a little, and 51% say the same about being Hispanic. In contrast, 59% say being white *helps* people's ability to get ahead. Views about the impact of being Asian or Native American are more mixed.

Blacks, Hispanics and Asians are more likely than whites to say being white helps people's ability to get ahead at least a little. Among whites, those who are more educated, as well as those who identify with or lean toward the Democratic Party, are particularly likely to see advantages to being white.

The nationally representative survey of 6,637 adults was conducted online Jan. 22-Feb. 5, 2019, in English and Spanish, using Pew Research Center's [American Trends Panel](#).¹ In addition to exploring the public's views about the state of race relations and racial inequality in America, the survey also looks at personal experiences with racial and ethnic discrimination and the role race plays in people's lives. Among the report's key findings:

Nonwhites are more likely to see advantages in being white

% saying that, when it comes to a person's ability to get ahead in our country these days, being white ...



*Asians were interviewed in English only.

Note: Share of respondents who didn't offer an answer not shown. Whites, blacks and Asians include those who report being only one race and are non-Hispanic. Hispanics are of any race.

Source: Survey of U.S. adults conducted Jan. 22-Feb. 5, 2019.

"Race in America 2019"

PEW RESEARCH CENTER

¹ The survey includes an oversample of blacks, Hispanics and Asians. For more details, see the [Methodology](#) section of the report.

Most Americans say it's now more common for people to express racist or racially insensitive views; more than four-in-ten say it's more acceptable

Most Americans (65%) – including majorities across racial and ethnic groups – say it has become more common for people to express racist or racially insensitive views since Trump was elected president. A smaller but substantial share (45%) say this has become more acceptable.

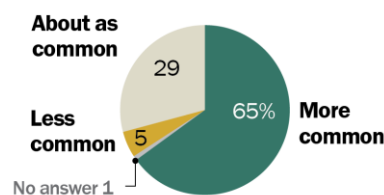
Democrats and those who lean Democratic are more likely than Republicans and Republican leaners to say it has become more common and more acceptable for people to

express racist and racially insensitive views since Trump was elected president. Among Democrats, 84% say this is now more common and 64% say it's more acceptable; fewer than half of Republicans say it has become more common (42%) and just 22% say it has become more acceptable for people to express these types of views.

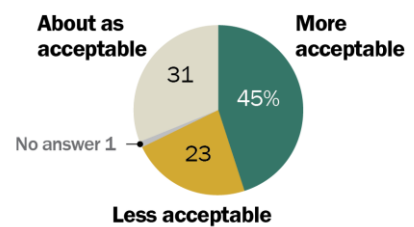
Most say it's now more common for people to express racist or racially insensitive views

% saying, since Trump was elected ...

It has become ____ for people to express racist or racially insensitive views



It has become ____ for people to express racist or racially insensitive views



Source: Survey of U.S. adults conducted Jan. 22-Feb. 5, 2019.
"Race in America 2019"

PEW RESEARCH CENTER

Views of Trump's handling of race relations are far more negative than views of how Obama handled the issue

A majority of Americans (56%) say Trump has made race relations worse; just 15% say he has made progress toward improving race relations, while 13% say he has tried but failed to make progress and 14% say he hasn't addressed this issue. In contrast, 37% say Barack Obama made progress on race relations when he was president, and 27% say he tried but failed.² A quarter of Americans say Obama made

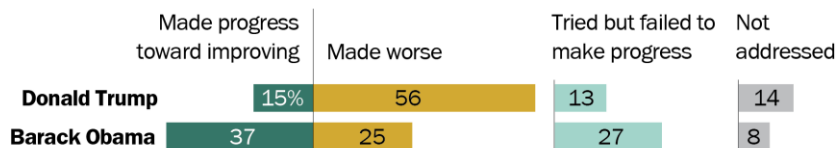
race relations worse. These retrospective views of Obama's handling of race relations are nearly identical to views expressed [during Obama's last year in office](#).

Not surprisingly, assessments of Trump's and Obama's handling of race relations differ considerably along partisan lines. Democrats overwhelmingly say Trump has made race relations worse (84%), including large shares of black (79%) and white (86%) Democrats. Views are more divided among Republicans. About a third of Republicans (34%) say Trump has improved race relations and 25% say he has tried but failed to make progress; 19% of Republicans say he hasn't addressed the issue, while 20% say he has made race relations worse.

When it comes to views of Obama's handling of race relations, 55% of Democrats say he improved race relations during his presidency; just 8% say he made things worse. In contrast, 51% of Republicans say Obama made race relations worse, while 14% say he made progress toward improving it. As is the case with views of Trump's handling of race relations, white and black Democrats offer somewhat similar assessments of how Obama handled this issue when he was president.

A majority of U.S. adults say Trump has made race relations worse

Views of each president's handling of race relations (%)



Note: Share of respondents who didn't offer an answer not shown.

Source: Surveys of U.S. adults conducted Jan. 22-Feb. 5, 2019 (views of Trump) and Jan. 15-Feb. 3, 2019 (views of Obama).

"Race in America 2019"

PEW RESEARCH CENTER

² The question on Trump's handling of race relations was asked on both telephone and online surveys in 2019 and no significant [mode differences](#) were found. The numbers reported here are from the online survey. The retrospective question on Obama's handling of race relations was asked only on a phone survey in 2019 and is compared with a 2016 phone survey.

Republicans and Democrats have vastly different views on race

In addition to being linked to views of Trump's handling of race relations, partisanship is strongly associated with racial attitudes more broadly. In fact, after controlling for other factors, partisanship has a greater association with views about the country's racial progress than demographic factors, though being young and more educated are also significant predictors, particularly among whites.³

Because whites and nonwhites often have widely different views of racial issues, and nonwhites disproportionately identify with or lean to the Democratic Party, gaps between Republicans and Democrats are often shown among whites in this report in order to account for differences in the racial composition of the two parties.⁴

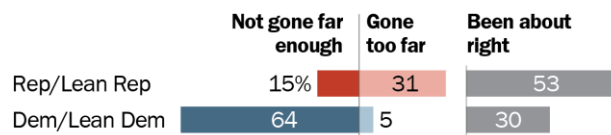
White Democrats (64%) are far more likely than white Republicans (15%) to say the country hasn't gone far enough when it comes to giving black people equal rights with whites. About half of Republicans say it's been about right, while a sizable minority (31%) says the country has gone too far in this regard.

Eight-in-ten white Democrats – vs. 40% of white Republicans – say the legacy of slavery continues to have an impact on black people's position in American society today. And when it comes to views about racial discrimination, 78% of white Democrats say the bigger problem is

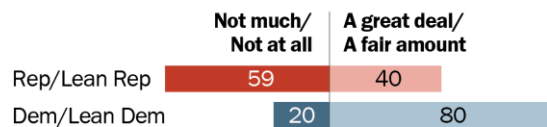
White Republicans, white Democrats differ widely in their views of the country's racial progress

Among whites, % of Republicans and Democrats saying ...

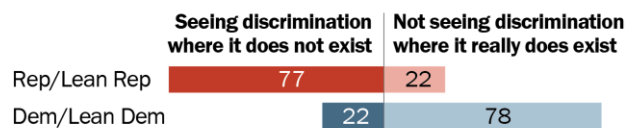
When it comes to giving black people equal rights with whites, our country has ...



The legacy of slavery affects the position of black people in American society today ...



When it comes to racial discrimination, the bigger problem for the country today is people ...



Note: Share of respondents who didn't offer an answer not shown. Whites include those who report being only one race and are non-Hispanic.

Source: Survey of U.S. adults conducted Jan. 22-Feb. 5, 2019. "Race in America 2019"

PEW RESEARCH CENTER

³ This analysis is based on a series of logistic regressions and includes measures of partisanship, race, age, education and gender.

⁴ There aren't enough black or Asian Republicans in the sample to compare the views of these groups across parties. While there is some evidence of party differences among Hispanics, there aren't enough Hispanic Republicans to analyze on some questions that were not asked of the full sample.

people not seeing it where it really does exist, while a similar share of white Republicans say people seeing racial discrimination where it really does not exist is the bigger problem.

Blacks are more likely than other groups to say their race has had a negative impact on their ability to get ahead; whites are the most likely to say their race helped them

About half of black adults (52%) say being black has hurt their ability to get ahead at least a little, with 18% saying it has hurt a lot. About a quarter of Hispanics and Asians (24% each) and just 5% of whites say their race or ethnicity has had a negative impact. In turn, whites are more likely than other groups to say their racial background has helped them at least a little.

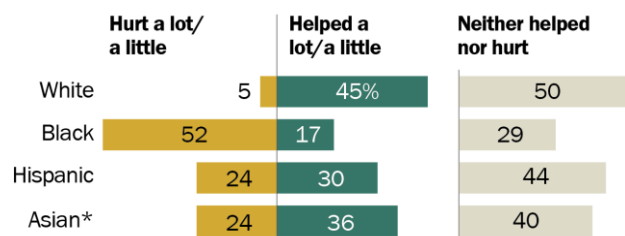
Among blacks, those with at least some college experience are more likely than those with less education to say being black has hurt their ability to get ahead.

Education is also linked with whites' perceptions of the impact their race has had on their ability to get ahead. Small shares of whites across educational levels say their racial background has hurt their ability to succeed, but those with a bachelor's degree are more likely than those with less education to say being white helped them at least a little.

Across all racial and ethnic groups, more point to their own hard work than to any other attribute, including their race, their gender, the people they know or their family's financial situation, as something that helped them get ahead.

About half of blacks say being black has hurt their ability to get ahead

% saying being ____ has hurt or helped their ability to get ahead



*Asians were interviewed in English only.

Note: Share of respondents who didn't offer an answer not shown. Whites, blacks and Asians include those who report being only one race and are non-Hispanic. Hispanics are of any race.

Source: Survey of U.S. adults conducted Jan. 22-Feb. 5, 2019.

"Race in America 2019"

PEW RESEARCH CENTER

Blacks, whites differ in assessments of why it may be harder for black people to get ahead

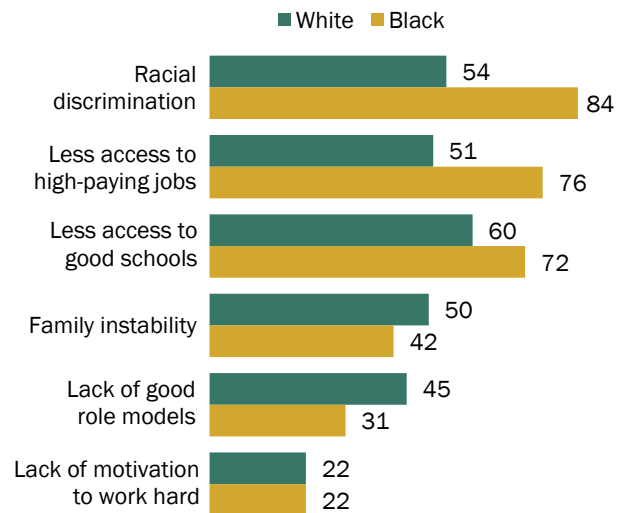
Whether or not they see their race as an obstacle for them personally, about two-thirds of blacks (68%) say being black generally hurts a person's ability to get ahead in the country; 55% of whites say the same.

Among those who say being black hurts a person's ability to get ahead, blacks are far more likely than whites to point to racial discrimination, less access to high-paying jobs and less access to good schools as major reasons why this is the case. In turn, whites are more likely than blacks to point to family instability and lack of good role models as major obstacles for black people. The same shares in both groups (22%) say a lack of motivation to work hard is to blame.

There are wide partisan gaps in these views. Most white Democrats who say being black hurts a person's ability to succeed point to racial discrimination (70%) and less access to good schools (75%) or high-paying jobs (64%) as major reasons for this (among black Democrats, the shares are 86%, 74% and 78%, respectively). By comparison, about a third or fewer white Republicans say these are major obstacles for blacks. White Republicans are more likely than white Democrats to cite family instability, lack of good role models and a lack of motivation to work hard.

Blacks are far more likely than whites to say discrimination is a major obstacle for black people

Among those who say being black hurts people's ability to get ahead, % of **whites** and **blacks** saying each is a major reason why black people in our country may have a harder time getting ahead than white people



Note: Whites and blacks include those who report being only one race and are non-Hispanic.

Source: Survey of U.S. adults conducted Jan. 22-Feb. 5, 2019. "Race in America 2019"

PEW RESEARCH CENTER

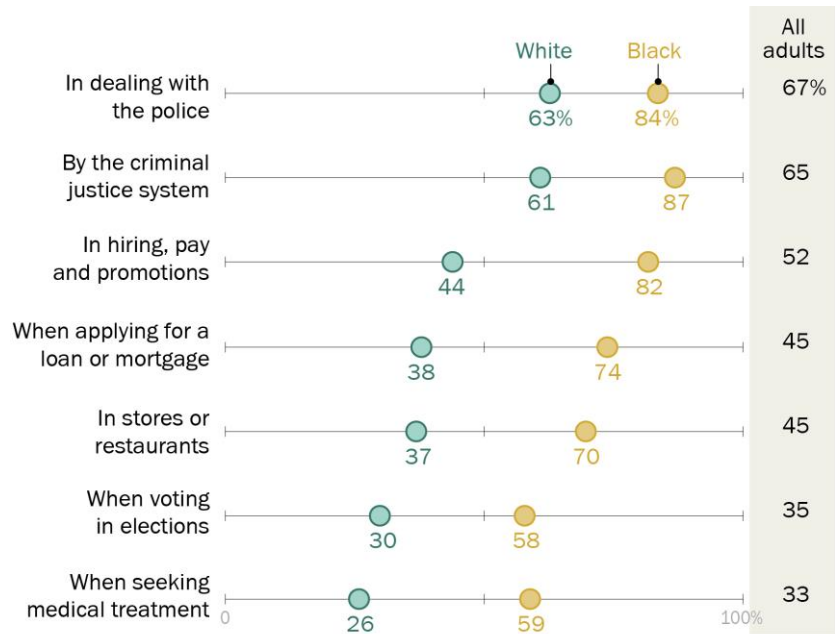
Majorities of black and white adults say blacks are treated less fairly than whites in dealing with police and by the criminal justice system

Black and white adults have widely different perceptions of how blacks are treated in America, but majorities of both groups say blacks are treated less fairly than whites by the criminal justice system (87% of blacks vs. 61% of whites) and in dealing with police (84% vs. 63%, respectively).

About six-in-ten blacks or more – but fewer than half of whites – say blacks are treated less fairly than whites in hiring, pay and promotions; when applying for a loan or mortgage; in stores or restaurants; when voting in elections; and when seeking medical treatment. In each of these realms, whites tend to say blacks and whites are treated about equally; very small shares say whites are treated less fairly than blacks.

Whites and blacks differ widely in views of how blacks are treated

% of whites and blacks saying, in general in our country these days, blacks are treated less fairly than whites in each of the following situations



Note: Whites and blacks include those who report being only one race and are non-Hispanic. "In dealing with the police" and "By the criminal justice system" were asked of separate random subsamples of respondents.

Source: Survey of U.S. adults conducted Jan. 22-Feb. 5, 2019.

"Race in America 2019"

PEW RESEARCH CENTER

Across these different areas, there are gaps ranging from 39 to 53 percentage points in how white Democrats and white Republicans see the treatment of blacks in the U.S. About half or more white Democrats say blacks are treated less fairly than whites in dealing with the police (88% vs. 43% of white Republicans); by the criminal justice system (86% vs. 39%); in hiring, pay and promotions (72% vs. 21%); when applying for a mortgage or loan (64% vs. 17%); in stores or restaurants (62% vs. 16%); when voting in elections (60% vs. 7%); and when seeking medical treatment (48% vs. 9%).

In some of these areas, black and white Democrats express similar views, but larger shares of black Democrats say black people are treated less fairly than whites in employment situations (86%), when applying for a loan or mortgage (78%), in stores or restaurants (73%), and when seeking medical treatment (61%).

Most Americans, including similar shares of whites and blacks, say it's never acceptable for a white person to use the N-word

Seven-in-ten U.S. adults say they, personally, think it's never acceptable for a white person to use the N-word; 13% say this is rarely acceptable and about one-in-ten say it is always (3%) or sometimes (6%) acceptable for a white person to use the N-word. Roughly seven-in-ten whites and blacks say this is never acceptable.

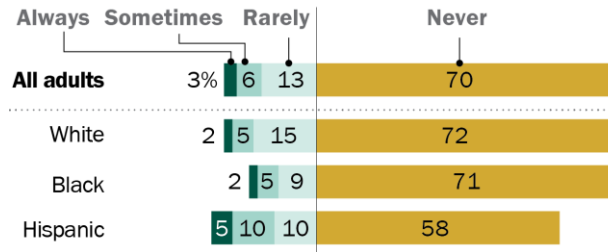
A smaller share of Hispanics (58%) say it's never acceptable for a white person to use the N-word, but this is driven in part by the relatively large share of foreign-born Hispanics (28%) who say they are not sure whether it's acceptable for a white person to use the N-word. Among Hispanics born in the U.S., 67% say this is never acceptable.

When it comes to black people using the N-word, about four-in-ten adults – including similar shares of blacks and whites – say they, personally, think it is never acceptable; 15% say it is rarely acceptable and about a third say it's always (13%) or sometimes (20%) acceptable for black people to use the N-word.

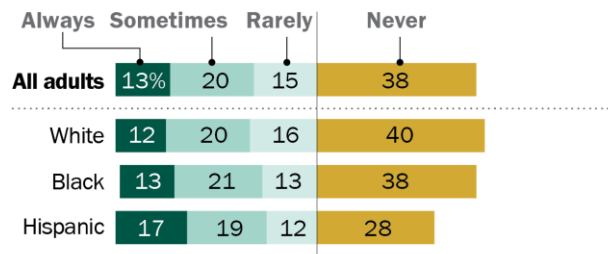
Black and white adults have similar views on use of the N-word

% saying they, personally, think each is ___ acceptable

A **WHITE** person using the N-word



A **BLACK** person using the N-word



Note: Share of respondents who say they're not sure or didn't offer an answer not shown. Whites and blacks include those who report being only one race and are non-Hispanic. Hispanics are of any race. This question was asked of a random half of the sample; estimates for Asians are included in the total but not shown separately due to small sample size.
Source: Survey of U.S. adults conducted Jan. 22-Feb. 5, 2019. "Race in America 2019"

PEW RESEARCH CENTER

Most black adults say being black is extremely or very important to how they think about themselves

Blacks are more likely than Hispanics or Asians – and much more likely than whites – to say that their race is central to their identity. About three-quarters of black adults say being black is extremely (52%) or very (22%) important to how they think of themselves; 59% of Hispanics and 54% of Asians say being Hispanic or Asian, respectively, is at least very important to their overall identity, with about three-in-ten in each group saying it's extremely important. In contrast, just 15% of whites say being white is very or extremely important to how they think of themselves; about two-thirds say it's either only a little important (18%) or not important at all (47%).

Whites and blacks younger than 30 are less likely than their older counterparts to say their race is at least very important to their overall identity. Some 64% of black adults ages 18 to 29 say being black is at least very important, compared with roughly three-quarters or more among older age groups. And while relatively few whites across age groups say being white is central to how they think about themselves, whites younger than 30 are among the least likely to say so.

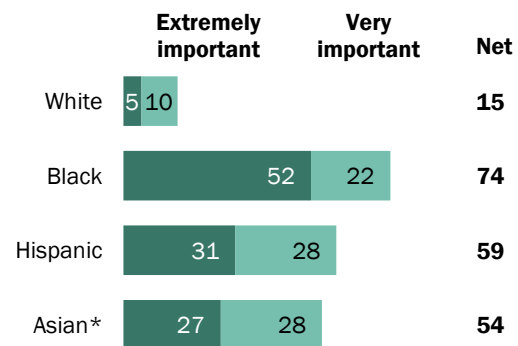
Among Hispanics, those born abroad are more likely than those born in the U.S. to say being Hispanic is at least very important to how they think of themselves (65% vs. 52%).

Majorities of blacks, Hispanics and Asians say they have experienced discrimination because of their race or ethnicity

About three-quarters of blacks (76%) and Asians (75%) – and 58% of Hispanics – say they have experienced discrimination or have been treated unfairly because of their race or ethnicity at least from time to time. In contrast, about two-thirds of whites (67%) say they've never experienced this.

Blacks are more likely than other groups to see their race or ethnicity as central to their identity

% of each group saying being ___ is extremely or very important to how they think about themselves



*Asians were interviewed in English only.

Note: Figures may not add to subtotals due to rounding. Whites, blacks and Asians include those who report being only one race and are non-Hispanic. Hispanics are of any race.

Source: Survey of U.S. adults conducted Jan. 22-Feb. 5, 2019. "Race in America 2019"

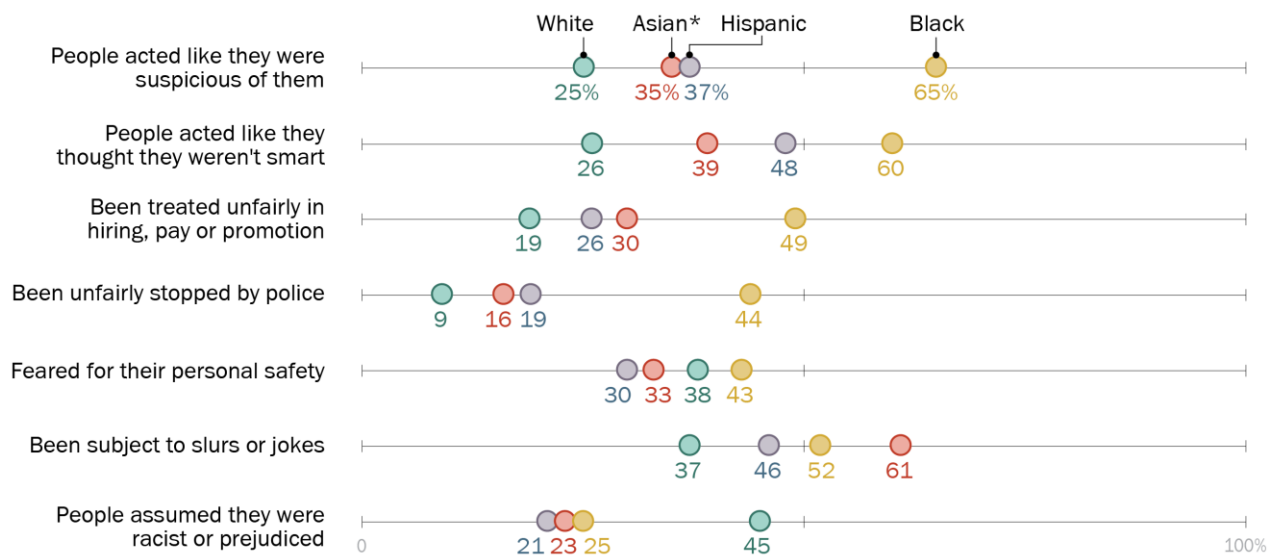
PEW RESEARCH CENTER

When asked about specific situations they may have experienced because of their race or ethnicity, blacks are considerably more likely than whites, Hispanics or Asians to say that people have acted as if they were suspicious of them; people have acted as if they thought they weren't smart; they have been treated unfairly by an employer in hiring, pay or promotion; or they have been unfairly stopped by police. Hispanics and Asians are more likely than whites to say each of these have happened to them.

Asians are more likely than any other group to say they have been subject to slurs or jokes because of their race or ethnicity. In turn, more whites than blacks, Hispanics or Asians say people have assumed they were prejudiced or racist; 45% of whites have had this experience.

Most blacks say someone has acted suspicious of them or as if they weren't smart

% of each group saying each of the following has happened to them because of their race or ethnicity



*Asians were interviewed in English only.

Note: Whites, blacks and Asians include those who report being only one race and are non-Hispanic. Hispanics are of any race.

Source: Survey of U.S. adults conducted Jan. 22-Feb. 5, 2019.

"Race in America 2019"

PEW RESEARCH CENTER

For Hispanics, skin color is associated with experiences with discrimination

The survey asked black and Hispanic respondents to identify the skin tone that best resembles their own using a modified version of the [Massey-Martin scale](#).⁵ A multivariate analysis suggests that Hispanics with darker skin tones are more likely than those with lighter skin to say they have ever experienced discrimination or been treated unfairly because of their race or ethnicity.⁶ Darker skin color is also associated with a higher likelihood among Hispanics of saying that – because of their race or ethnicity – people have acted as if they were suspicious of them, people have acted as if they thought they weren't smart, they have been treated unfairly in employment situations, they have subject to slurs or jokes, and that they have feared for their safety.

Among blacks, those with darker skin tones are more likely to say they have experienced racial discrimination generally, but skin color is not necessarily associated with having faced specific situations because of their race or ethnicity. In fact, for blacks, being male and having higher levels of education are more consistently associated with the specific forms of discrimination asked about in the survey.

⁵ The skin tone scale developed by Douglas S. Massey and Jennifer A. Martin and used by many social scientists is an 11-point scale ranging from 0 (total absence of color) to 10 (darkest possible skin). This survey used a 5-point scale. See [survey topline](#) for the images used.

⁶ This analysis is based on a series of logistic regressions. In addition to skin tone, the regression models also controlled for respondents' gender, age, education and region of the country. For Hispanics, the models also included whether they were born in the U.S. or in another country.

A note about the Asian sample

This survey includes an oversample of Asian respondents, for a total sample size of 355 Asians. The sample includes English-speaking Asians only and, therefore, may not be representative of the overall U.S. Asian population (64% of our weighted Asian sample was born in another country, compared with 78% of the U.S. Asian adult population overall).

Despite this limitation, it is important to report the views of Asians on race relations and racial inequality, as well as their personal experiences with racial discrimination, as the U.S. Asian population is [growing faster than any other major racial or ethnic group](#). Measuring the attitudes of Asians on these topics is an important piece in understanding the state of race in America today.

As always, Asians' responses are incorporated into the general population figures throughout this report; data are weighted to be representative of the U.S. adult population as a whole. Asians are shown as a separate group when the question was asked of the full sample. Because of the relatively small sample size and a reduction in precision due to weighting, results are not shown separately for Asians for questions that were only asked of a random half of respondents (Form 1/Form 2) or some filtered questions. We are also not able to analyze Asian respondents by demographic categories, such as gender, age or education.

1. How Americans see the state of race relations

A majority of Americans say race relations in the United States are bad, and of those, about seven-in-ten say things are getting even worse. Roughly two-thirds say it has become more common for people to express racist or racially insensitive views since Donald Trump was elected, even if not necessarily more acceptable.

Opinions about the state of race relations, Trump's handling of the issue and the amount of attention paid to race vary considerably across racial and ethnic groups. Blacks, Hispanics and Asians are more likely than whites to say Trump has made race relations worse and that there's too little attention paid to race in the U.S. these days. In addition, large majorities of blacks, Hispanics and Asians say people not seeing discrimination where it exists is a bigger problem in the U.S. than people seeing it where it doesn't exist, but whites are about evenly divided on this.

This chapter also explores Americans' views of intergroup relations; whether they think the better approach to improving race relations is to focus on what different groups have in common or on the unique experiences of each racial and ethnic group; whether they have ever heard friends or family members make potentially racist or racially insensitive comments or jokes and, if so, did they confront them; and views about white people and black people using the N-word.

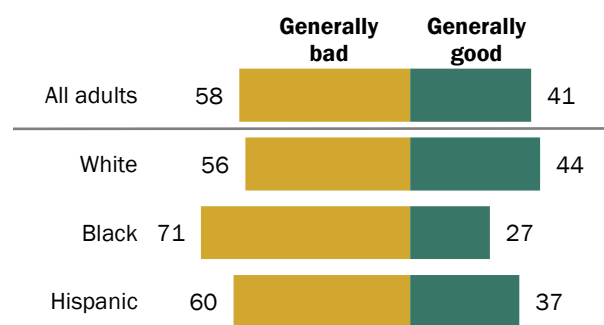
Majorities of whites, blacks and Hispanics say race relations are bad

About six-in-ten Americans (58%) say race relations in the U.S. are generally bad, a view that is held by majorities across racial and ethnic groups. Still, blacks (71%) are considerably more likely than whites (56%) and Hispanics (60%) to express negative views about the state of race relations.

Democrats have more negative views of the current state of race relations than Republicans. About two-thirds of Democrats (67%) say race

Majority of Americans have negative views of the state of race relations

% saying race relations in the United States are ...



Note: Share of respondents who didn't offer an answer not shown. Whites and blacks include those who report being only one race and are non-Hispanic. Hispanics are of any race. This question was asked of a random half of the sample; estimates for Asians are included in the total but not shown separately due to small sample size.

Source: Survey of U.S. adults conducted Jan. 22-Feb. 5, 2019. "Race in America 2019"

PEW RESEARCH CENTER

relations are bad, while Republicans are more evenly divided (46% say race relations are bad and 52% say they are good). These partisan differences are virtually unchanged when looking only at white Democrats and Republicans.

Overall, 53% of the public says race relations are getting worse. Views are particularly pessimistic among those who say race relations are currently bad: 69% of this group says race relations are getting even worse, and 22% say they're staying the same. Just 9% think they're getting better. Among those who say race relations are good, 30% see things getting even better, while 30% say they're getting worse and 40% don't see much change.

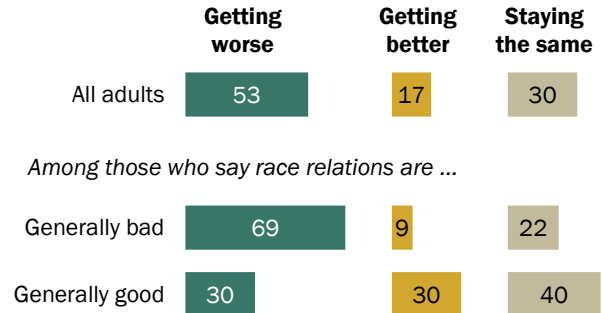
Majority of Americans say Trump has made race relations worse

Two years into Donald Trump's presidency, 56% of Americans say Trump has made race relations worse. A relatively small share (15%) say the president has made progress toward improving race relations, and 13% say he has tried but failed to make progress; 14% say Trump has not addressed race relations.

Assessments of the president's performance on race relations vary considerably along racial

Most who say race relations are bad think they're getting even worse

% saying race relations in the United States are ...

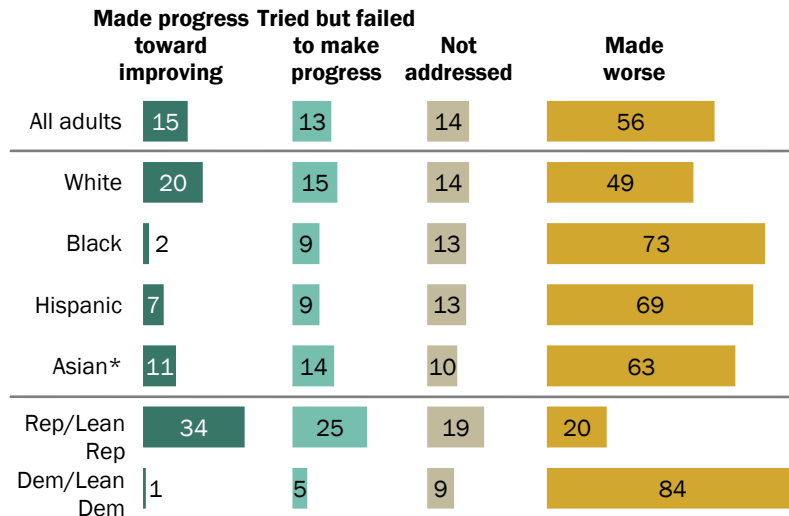


Note: Share of respondents who didn't offer an answer not shown. Source: Survey of U.S. adults conducted Jan. 22-Feb. 5, 2019. "Race in America 2019"

PEW RESEARCH CENTER

Most black, Hispanic and Asian adults say Trump has made race relations worse

Views of Trump's handling of race relations (%)



*Asians were interviewed in English only.

Note: Share of respondents who didn't offer an answer not shown. Whites, blacks and Asians include those who report being only one race and are non-Hispanic. Hispanics are of any race.

Source: Survey of U.S. adults conducted Jan. 22-Feb. 5, 2019.

"Race in America 2019"

PEW RESEARCH CENTER

and ethnic lines. Most blacks (73%), Hispanics (69%) and Asians (63%) say Trump has made race relations worse, compared with about half of whites (49%).

Democrats and Republicans have widely different opinions of the president’s handling of race relations. Fully 84% of Democrats say Trump has made race relations worse, compared with 20% of Republicans. And while 34% of Republicans say Trump has made progress toward improving race relations, virtually no Democrats (1%) say the same. Among Democrats, views on this don’t vary much along racial or ethnic lines, but white Democrats (86%) are somewhat more likely than black Democrats (79%) to say Trump has made race relations worse.

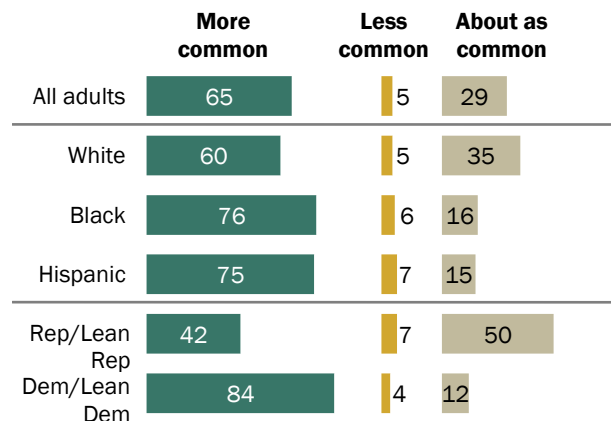
Most Americans say it’s become more common for people to express racist or racially insensitive views since Trump’s election

Majorities across racial and ethnic groups say it has become more common for people to express racist or racially insensitive views since Trump was elected, but blacks (76%) and Hispanics (75%) are more likely than whites (60%) to say this is the case. Whites are more likely than blacks and Hispanics to say expressing these views is about as common as it was before Trump’s election.

Democrats are twice as likely as Republicans to say it has become more common for people to express racist or racially insensitive views since Trump was elected (84% vs. 42%). Half of Republicans – vs. 12% of Democrats – say people expressing these views is about as common as it was before, while small shares in each group say it is now less common than before Trump’s election. These partisan differences remain when looking only at white Democrats and Republicans.

Most say it’s now more common for people to express racist views

% saying, since Trump was elected, it has become ____ for people to express racist or racially insensitive views



Note: Share of respondents who didn’t offer an answer not shown. Whites and blacks include those who report being only one race and are non-Hispanic. Hispanics are of any race. This question was asked of a random half of the sample; estimates for Asians are included in the total but not shown separately due to small sample size.

Source: Survey of U.S. adults conducted Jan. 22-Feb. 5, 2019. “Race in America 2019”

PEW RESEARCH CENTER

Among whites and blacks, the view that expressing racist or racially insensitive views is now more common is particularly prevalent among those with more education. Some 84% of blacks with a bachelor’s degree or more education and 86% with some college experience offer this opinion,

compared with 66% of blacks with a high school diploma or less education. Among whites, the difference is between those with at least a bachelor's degree (71% say expressing these views has become more common) and those with some college (55%) or no college experience (53%).

More than four-in-ten say it's now more acceptable for people to express racist or racially insensitive views

While most Americans say it's become more common for people to express racist or racially insensitive views since Trump's election, fewer (45%) say this has become more acceptable. About a quarter (23%) say it's now less acceptable for people to express these views, and 31% say it's about as acceptable as it was before Trump was elected.

Overall, blacks (53%) are more likely than whites (43%) or Hispanics (45%) to say it's become more acceptable for people to express racist or racially insensitive views. Among Democrats, however, whites are the most likely to say this (70% of white Democrats vs. 55% of black and 57% of Hispanic Democrats).

Again, educational attainment is linked to these views. Among whites, blacks and Hispanics, the view that it has become increasingly acceptable for people to express racist or racially insensitive views is more prevalent among those with more education. Overall, 58% of adults with at least a bachelor's degree say this has become more acceptable since Trump's election, compared with 44% of those with some college and 36% of those with a high school diploma or less education.

A plurality of Americans say expressing racist views has grown more acceptable

% saying, since Trump was elected, it has become ____ for people to express racist or racially insensitive views

	More acceptable	Less acceptable	About as acceptable
All adults	45	23	31
White	43	20	36
Black	53	26	19
Hispanic	45	33	20
Rep/Lean Rep	22	27	50
Dem/Lean Dem	64	20	15

Note: Share of respondents who didn't offer an answer not shown. Whites and blacks include those who report being only one race and are non-Hispanic. Hispanics are of any race. This question was asked of a random half of the sample; estimates for Asians are included in the total but not shown separately due to small sample size.

Source: Survey of U.S. adults conducted Jan. 22-Feb. 5, 2019. "Race in America 2019"

PEW RESEARCH CENTER

Views on whether it's become more acceptable for people to express racist views since Trump was elected are also strongly linked with partisanship. More than six-in-ten Democrats (64%) say this is now more acceptable; 22% of Republicans say the same. Republicans are far more likely than Democrats to say this is about as acceptable as it was before Trump's election (50% vs. 15%).

For the most part, Americans see positive intergroup relations

Despite their generally negative assessments of the current state of race relations, Americans tend to say that most racial and ethnic groups get along well with one another. Among those who gave an answer, about six-in-ten or more say this is the case for whites and Asians (88% say these groups get along very or pretty well), Hispanics and Asians (73%), blacks and Hispanics (65%), whites and Hispanics (63%) and blacks and Asians (62%). Relatively large shares do not know enough about how some of these groups get along to give an answer.

Assessments of how well blacks and whites get along are more divided. Among those who gave a rating, 51% say these groups generally get along well, while 49% say they don't get along too well or at all. Whites are far more positive than blacks in their views of how the two groups get along. About six-in-ten whites (58%) say blacks and whites get along well; the same share of blacks say these groups do *not* get along well.

Public is divided on how well blacks and whites get along; views of other intergroup relations are mostly positive

% saying the following groups get along ...

	<i>Among those who gave a rating</i>		Not sure/ No answer
	Very/ Pretty well	Not too/Not at all well	
Blacks and whites			
All adults	51	49	9
Among blacks	42	58	12
Among whites	58	42	8
Whites and Hispanics			
All adults	63	37	13
Among whites	70	30	11
Among Hispanics	54	46	12
Whites and Asians			
All adults	88	12	17
Among whites	92	8	13
Among Asians*	84	16	10
Blacks and Hispanics			
All adults	65	35	28
Among blacks	83	17	16
Among Hispanics	69	31	15
Blacks and Asians			
All adults	62	38	38
Among blacks	68	32	26
Among Asians*	58	42	14
Hispanics and Asians			
All adults	73	27	43
Among Hispanics	78	22	24
Among Asians*	76	24	21

*Asians were interviewed in English only.

Note: Whites, blacks and Asians include those who report being only one race and are non-Hispanic. Hispanics are of any race.

Source: Survey of U.S. adults conducted Jan. 22-Feb. 5, 2019.

"Race in America 2019"

PEW RESEARCH CENTER

There's a significant age gap among blacks on this issue: Blacks ages 50 and older express more positive views of black-white relations than do their younger counterparts. Among those in the older group, 53% say blacks and whites get along very well or pretty well, compared with 33% of black adults younger than 50.

Whites and Hispanics also offer considerably different views of how their groups get along, though majorities of each say they get along very well or pretty well (70% of whites vs. 54% of Hispanics). And while large shares of blacks and Hispanics say their groups generally get along, blacks (83%) are more likely than Hispanics (69%) to say this.

While those who say race relations are good are consistently more positive about how these groups get along, more than half of those who say race relations are bad also say intergroup relations – with the exception of black-white relations – are also generally positive. When it comes to how blacks and whites get along, just 36% of those who say race relations are bad say these groups get along well, compared with 76% of those who say race relations are good.

No consensus on best approach to improving race relations

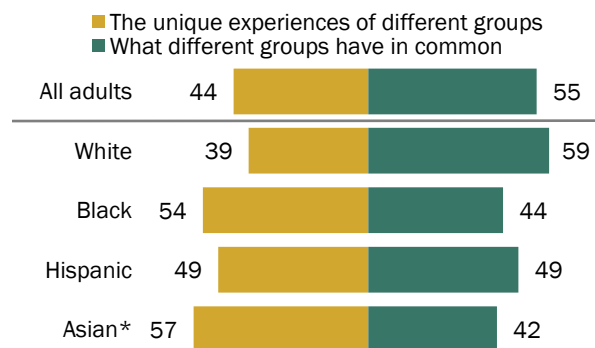
More than half of Americans (55%) say that, when it comes to improving race relations, it is more important to focus on what different racial and ethnic groups have in common; 44% say it's more important to focus on each group's unique experiences.

Asians (57%), blacks (54%) and Hispanics (49%) are more likely than whites (39%) to say it's more important to focus on the unique experiences of different racial and ethnic groups. Still, about four-in-ten or more of these racial and ethnic minorities say the better approach to improving race relations is to focus on what different groups have in common.

Among whites, opinions vary considerably across age groups. Younger whites are the most likely to say that, when it comes to improving race relations, it's more important to focus on

Whites are more likely than racial and ethnic minorities to say focus should be on what groups have in common

% saying that, when it comes to improving race relations, it is more important for people to focus on ...



*Asians were interviewed in English only.

Note: Share of respondents who didn't offer an answer not shown. Whites, blacks and Asians include those who report being only one race and are non-Hispanic. Hispanics are of any race.

Source: Survey of U.S. adults conducted Jan. 22-Feb. 5, 2019. "Race in America 2019"

PEW RESEARCH CENTER

what makes different groups unique: 54% of those younger than 30 say this. In contrast, majorities of whites ages 30 to 49 (57%), 50 to 64 (63%) and 65 and older (67%) say it's more important to focus on what different racial and ethnic groups have in common. Age is not significantly linked to views about this among blacks or Hispanics.

Opinions about the amount of attention paid to race vary across racial and ethnic groups

About four-in-ten Americans (41%) say there's too much attention paid to race and racial issues in the country these days; 37% say there's too little attention, and 21% say it's about right. Whites are far more likely than other racial and ethnic groups to say there's too much attention paid to race, while blacks are more likely than other groups to say too little attention is paid to these issues.

Half of whites say too much attention is paid to race and racial issues these days, while smaller shares say there is too little (28%) or about the right amount of attention (21%). In contrast, about two-thirds of blacks (67%) and half of Hispanics say there's too little focus on race. Asians are more divided, with similar shares saying there's too little (39%) and too much (36%) attention paid to race and racial issues. A quarter of Asians say the amount of attention paid is about right.

Among whites, the view that the country is too focused on race is more common among those who are older and without a bachelor's degree. Opinions also differ considerably across party lines: Three-quarters of white Republicans think there's too much attention paid to race and racial issues, compared with 21% of white

Whites are more likely than blacks, Hispanics and Asians to say too much attention is paid to race

% saying there is ___ attention paid to race and racial issues in our country these days

	Too much	Too little	Right amount of
All adults	41	37	21
White	50	28	21
Black	12	67	19
Hispanic	27	50	20
Asian*	36	39	25
<i>Among whites</i>			
Ages 18-29	35	35	30
30-49	48	28	24
50-64	57	24	18
65+	55	28	16
HS or less	56	24	19
Some college	55	26	19
Bachelor's+	41	34	25
Rep/Lean Rep	75	11	14
Dem/Lean Dem	21	48	29

*Asians were interviewed in English only.

Note: Share of respondents who didn't offer an answer not shown. Whites, blacks and Asians include those who report being only one race and are non-Hispanic. Hispanics are of any race. "Some college" includes those with an associate degree and those who attended college but did not obtain a degree.

Source: Survey of U.S. adults conducted Jan. 22-Feb. 5, 2019.

"Race in America 2019"

PEW RESEARCH CENTER

Democrats. About half of white Democrats (48%) say there's too little attention paid to these issues and 29% say it's about right. Black Democrats are far more likely than their white counterparts to say there's too little attention paid to race: 71% say that's the case.

Majority of Americans say racial discrimination is overlooked

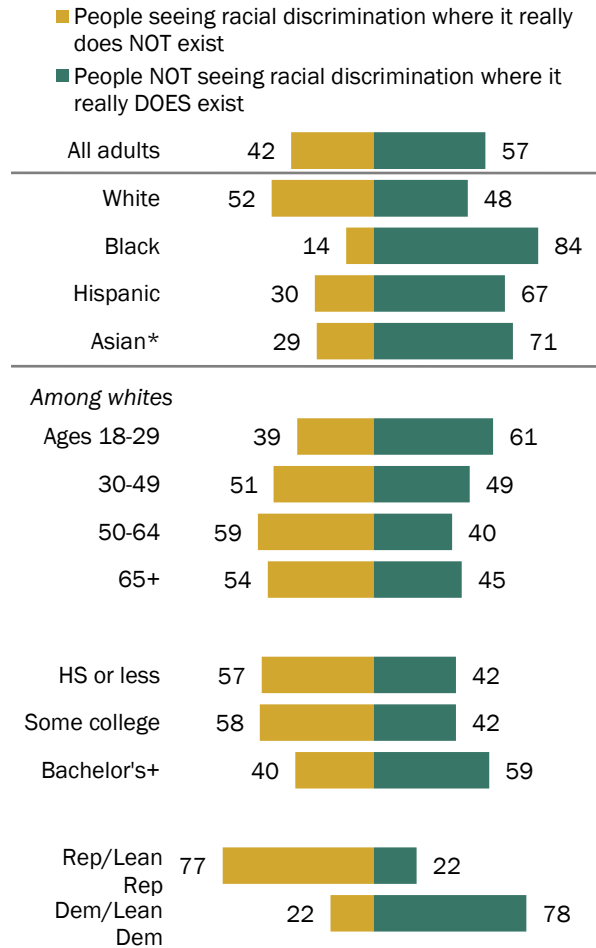
When it comes to racial discrimination, a majority of Americans (57%) say the bigger problem for the country is people not seeing discrimination where it really exists, rather than people seeing racial discrimination where it really does not exist (42% say this is the bigger problem).

More than eight-in-ten black adults (84%) and somewhat smaller majorities of Hispanics (67%) and Asians (71%) say the bigger problem is people not seeing racial discrimination where it really exists. Among whites, about as many say the bigger problem is people overlooking discrimination (48%) rather than seeing it where it doesn't exist (52%).

Younger whites, as well as whites with a bachelor's degree or more education, are more likely than older and less-educated whites to say the bigger problem for the country is people not seeing racial discrimination where it really exists. Views also differ sharply by party, with white Democrats and white Republicans offering views that are the mirror image of each other: 78% of white Democrats say the bigger problem is people not seeing discrimination

Nonwhites are more likely to say discrimination is overlooked

% saying, when it comes to racial discrimination, the bigger problem for the country is ...



*Asians were interviewed in English only.
 Note: Share of respondents who didn't offer an answer not shown. Whites, blacks and Asians include those who report being only one race and are non-Hispanic. Hispanics are of any race. "Some college" includes those with an associate degree and those who attended college but did not obtain a degree.
 Source: Survey of U.S. adults conducted Jan. 22-Feb. 5, 2019.
 "Race in America 2019"

where it really exists, while 77% of Republicans say the bigger problem is people seeing discrimination where it doesn't exist.

One-in-five black adults say all or most whites in the U.S. are prejudiced against black people

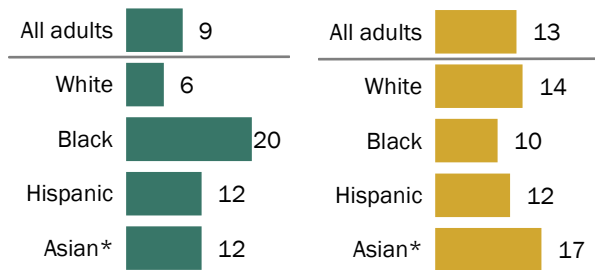
Relatively small shares of Americans overall think all or most white people in the country are prejudiced against black people (9%) or that all or most black people are prejudiced against whites (13%). But majorities say at least some whites and blacks are prejudiced against the other group (70% say this about each group).

Among blacks, one-in-five say all or most white people in the U.S. are prejudiced against black people; 6% of whites say the same. The difference, while significant, is less pronounced when it comes to the shares of blacks (10%) and whites (14%) who say all or most black people are prejudiced against white people; 12% of Hispanics and 17% Asians say this.

One-in-five black adults say all or most white people are prejudiced against black people

% saying ...

All or most white people in the U.S. are prejudiced against black people *All or most black people in the U.S. are prejudiced against white people*



*Asians were interviewed in English only.

Note: Whites, blacks and Asians include those who report being only one race and are non-Hispanic. Hispanics are of any race.

Source: Survey of U.S. adults conducted Jan. 22-Feb. 5, 2019.

"Race in America 2019"

PEW RESEARCH CENTER

Across racial and ethnic groups, similar shares say they hear racist or racially insensitive comments from friends or family

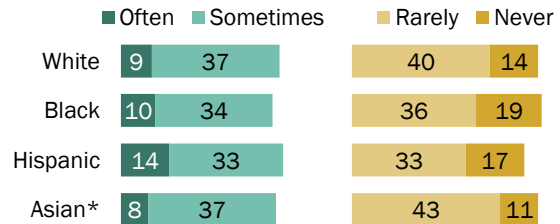
Whites (46%), blacks (44%), Hispanics (47%) and Asians (45%) are about equally likely to say they often or sometimes hear comments or jokes that can be considered racist or racially insensitive from friends or family members who share their racial background. About half in each group say this rarely or never happens.

Among those who say they hear these types of comments, even if rarely, majorities of whites (64%) and blacks (59%) say they have confronted a friend or family member who shares their racial background about this; 50% of Hispanics and 44% of Asians say they have done this.

While many say they have confronted a friend or family member who has made a racist comment, the public is skeptical that others would do the same. Only 6% of all adults think all or most white people would confront a white friend or family member who made such a comment about people who are black, and 3% say that all or most black people would do the same if a black friend or family member made a racist comment about people who are white.

Racist or racially insensitive comments are about as common across groups

% saying they ___ hear friends or family members of their racial background make comments or jokes that might be considered racist or racially insensitive about other racial groups



*Asians were interviewed in English only.

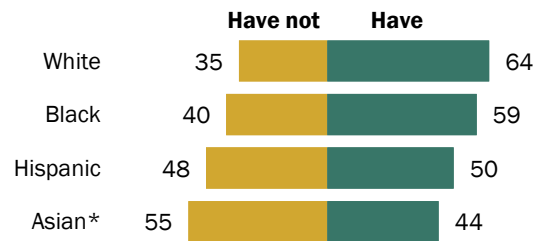
Note: Share of respondents who didn't offer an answer not shown. Whites, blacks and Asians include those who report being only one race and are non-Hispanic. Hispanics are of any race.

Source: Survey of U.S. adults conducted Jan. 22-Feb. 5, 2019. "Race in America 2019"

PEW RESEARCH CENTER

Majorities of whites and blacks say they have confronted someone who has made racially insensitive comments

Among those who ever heard a friend or family member of their racial background make comments or jokes that might be considered racist or racially insensitive, % saying they ___ confronted a friend or family member who did this



*Asians were interviewed in English only.

Note: Share of respondents who didn't offer an answer not shown. Whites, blacks and Asians include those who report being only one race and are non-Hispanic. Hispanics are of any race.

Source: Survey of U.S. adults conducted Jan. 22-Feb. 5, 2019. "Race in America 2019"

PEW RESEARCH CENTER

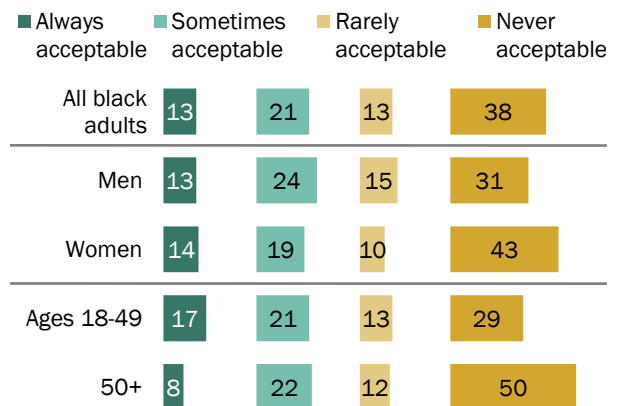
Seven-in-ten say a white person using the N-word is never acceptable; about four-in-ten say it's never acceptable for blacks

Most Americans (70%) – including similar shares of blacks and whites – say they, personally, think it's never acceptable for a white person to use the N-word; about one-in-ten say this is always (3%) or sometimes (6%) acceptable. Opinions are more divided when it comes to black people using the N-word: About half say this is rarely (15%) or never (38%) acceptable, while a third say it is sometimes (20%) or always (13%) acceptable. Again, black and white adults offer similar views.

Among blacks, opinions about the use of the N-word by black people vary across genders and age groups. Black women are more likely than black men to say this is *never* acceptable (43% vs. 31%). And while half of blacks ages 50 and older say it's never acceptable for black people to use the N-word, 29% of blacks younger than 50 say the same.

Black women and older blacks are more likely to say it's never acceptable for a black person to use the N-word

% of black adults saying they, personally, think that a black person using the N-word is ...



Note: Share of respondents who said they're not sure or didn't offer an answer not shown. Blacks include those who report being only one race and are non-Hispanic.

Source: Survey of U.S. adults conducted Jan. 22-Feb. 5, 2019. "Race in America 2019"

PEW RESEARCH CENTER

2. Views of racial inequality

More than four-in-ten Americans say the country still has work to do to give black people equal rights with whites. Blacks, in particular, are skeptical that black people will ever have equal rights in this country.

Americans generally think being white is an advantage in society, while about half or more say being black or Hispanic hurts people’s ability to get ahead. Opinions are more mixed when it comes to what impact, if any, being Asian or Native American has.

Most adults, regardless of race or ethnicity, say blacks are treated less fairly than whites in encounters with police and by the criminal justice system, but there’s less consensus about the treatment of blacks in other situations, such as when applying for a loan or mortgage or in stores or restaurants.

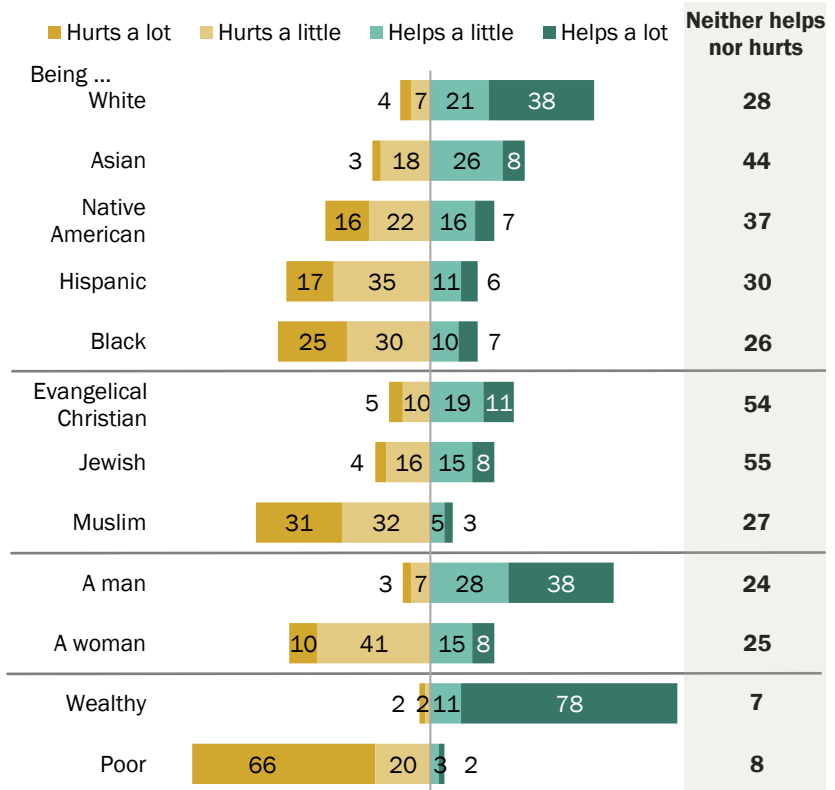
This chapter also explores what Americans see as obstacles for black people getting ahead as well as attitudes about what impact, if any, the legacy of slavery has on the current status of blacks.

Majorities see advantages for whites, disadvantages for blacks

A majority of adults say that being white helps people’s ability to get ahead in the

Half or more say being poor, Muslim, black or Hispanic puts people at a disadvantage in our society

% saying being each of the following helps/hurts people’s ability to get ahead in our country these days



Note: Share of respondents who didn’t offer an answer not shown.
 Source: Survey of U.S. adults conducted Jan. 22-Feb. 5, 2019.
 “Race in America 2019”

PEW RESEARCH CENTER

country at least a little (59%); 28% say being white neither helps nor hurts and 12% say it hurts. On the flip side, a majority (56%) sees being black as a disadvantage, with 25% saying it hurts people's ability to get ahead a lot. About a quarter (26%) say being black neither helps nor hurts and 17% say it helps at least a little.

More also say that being Hispanic hurts people's ability to get ahead in this country (51%) than say it helps (18%) or that it neither helps nor hurts (30%). Opinions are more split when it comes to the impact of being Native American – about the same shares say this hurts as say it neither helps nor hurts, while a smaller share says it helps. And while a plurality says being Asian neither helps nor hurts, more say it helps (34%) than hurts (21%) people's ability to get ahead.

Majorities across racial and ethnic groups say being white helps one's ability to get ahead, though Asians (72%), blacks (69%) and Hispanics (61%) are more likely than whites (56%) to say this.

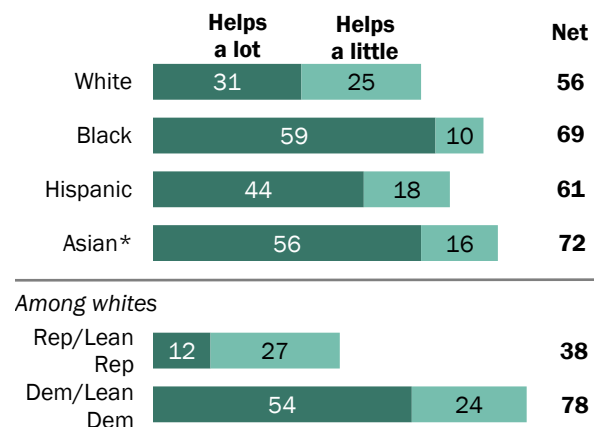
Among whites, education and partisanship are linked to perceptions of white advantage. About three-quarters of whites with at least a bachelor's degree (72%) say being white helps at least a little, compared with 52% of those with some college experience and 43% of those with a high school education or less.

White Democrats and those who lean toward the Democratic Party are about twice as likely as white Republicans and Republican leaners to say being white helps one's ability to get ahead (78% vs. 38%). Meanwhile, 22% of white Republicans say being white hurts people's ability to get ahead at least a little (compared with 3% of white Democrats). White Democrats are more likely than black Democrats to say whites have an advantage (78% vs. 71%).

Among blacks, 76% of those with a bachelor's degree or more education say being white helps *a lot*, compared with 61% of those with some college and 49% of those with a high school diploma or less education (a majority in this group – 57% – says being white helps at least a little). And while

Nonwhites, Democrats more likely to see advantages to being white

% of each group saying *being white* helps people's ability to get ahead in our country these days



*Asians were interviewed in English only.

Note: Figures may not add to subtotals due to rounding. Whites, blacks and Asians include those who report being only one race and are non-Hispanic. Hispanics are of any race

Source: Survey of U.S. adults conducted Jan. 22-Feb. 5, 2019.

"Race in America 2019"

PEW RESEARCH CENTER

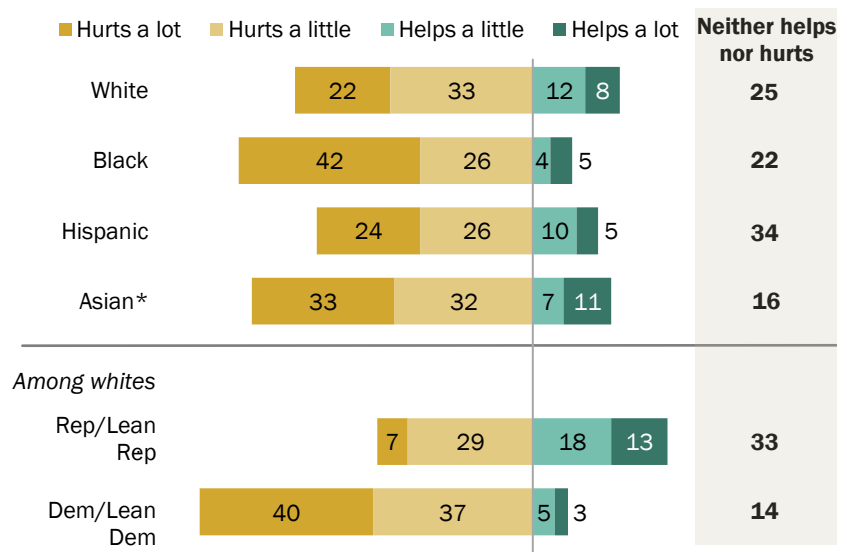
about six-in-ten blacks ages 30 and older say there’s a lot of advantage in being white, about half (49%) of those younger than 30 say the same (again, majorities of blacks across age groups say being white helps at least a little).

Asked about the extent to which being black helps or hurts one’s ability to get ahead, 68% of blacks and 65% of Asians say being black hurts at least a little; 55% of whites and half of Hispanics say the same. Blacks are more likely than other racial or ethnic groups to say being black hurts *a lot*: 42% say this vs. a third or fewer among Asians, whites and Hispanics.

Among whites, blacks and Hispanics, those with at least a bachelor’s degree are more likely than those with less education to say race hurts blacks’ ability to get ahead. Some 81% of black college graduates and 74% of those with some college say this, compared with 57% of those with less education.

About two-thirds of blacks, Asians say being black hurts people’s ability to get ahead

% of each group saying that being black helps/hurts people’s ability to get ahead in our country these days



*Asians were interviewed in English only.
 Note: Share of respondents who didn’t offer an answer not shown. Whites, blacks and Asians include those who report being only one race and are non-Hispanic. Hispanics are of any race.
 Source: Survey of U.S. adults conducted Jan. 22-Feb. 5, 2019.
 “Race in America 2019”

PEW RESEARCH CENTER

White Democrats and white Republicans differ widely in their perceptions of the challenges blacks face. About three-quarters of white Democrats (77%) say being black hurts people’s ability to get ahead at least a little; 36% of white Republicans say the same. Three-in-ten white Republicans – vs. 8% of white Democrats – say being black helps.

While blacks are more likely than people in most other racial and ethnic groups to say being black is a hindrance in getting ahead, just the opposite is true for Hispanics. Hispanics are the least likely to say being Hispanic hurts people’s ability to get ahead. Fewer than half of Hispanics (46%)

say this, while higher shares of Asians (60%) and whites and blacks (52% each) say the same.

Among Hispanics, views differ by nativity. Hispanics who were born in another country are about evenly split between those who say being Hispanic hurts (37%) and those who say it neither helps nor hurts (36%); 54% of Hispanics born in the U.S. say being Hispanic hurts people’s ability to get ahead at least a little.

The survey also asked about the extent to which other attributes, beyond race and ethnicity, help or hurt people’s ability to get ahead. Large majorities say being wealthy helps (89%) and being poor hurts (86%). Most say that being a man gives people an edge (65%), while 51% say being a woman puts people at a disadvantage. When it comes to different religious groups, most say that being Muslim makes it more difficult to succeed in American society (63% say this), while majorities say that being Jewish (55%) or an evangelical Christian (54%) neither helps nor hurts.

Women are more likely than men to say that being a woman hurts a person’s ability to get ahead (58% vs. 43%) and that being a man helps (72% vs. 59%).

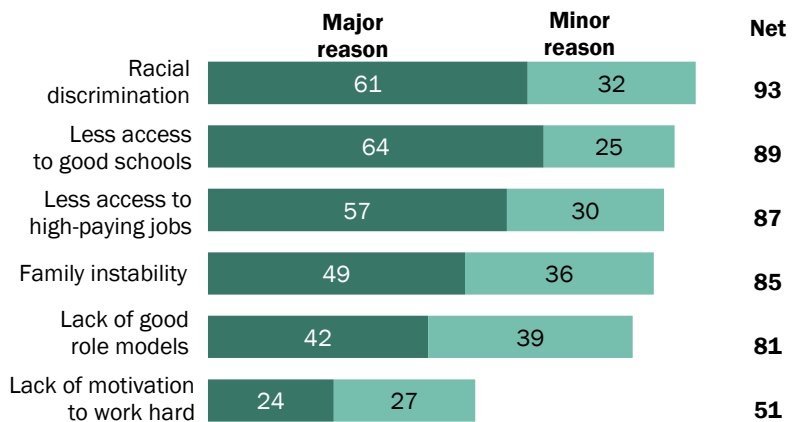
These gender gaps are particularly pronounced among whites.

Many see racial discrimination and less access to good schools or jobs as major reasons blacks may have a harder time getting ahead

More than half (56%) of Americans say being black hurts people’s ability to get ahead at least a little. When those who say this are asked *why* black people in the U.S. may have a harder time than white people getting ahead, more point to racial

Majorities who think blacks are at a disadvantage say racial discrimination, less access to good schools or jobs are major obstacles for blacks

Among those who say being black hurts people’s ability to get ahead, % saying each is a major/minor reason why black people in our country may have a harder time getting ahead than white people



Note: Figures may not add to subtotals due to rounding.
 Source: Survey of U.S. adults conducted Jan. 22-Feb. 5, 2019.
 “Race in America 2019”

PEW RESEARCH CENTER

discrimination and less access to good schools and high-paying jobs as major reasons than to family instability, lack of good role models and lack of motivation to work hard.

Blacks and whites don't see eye to eye on many of these items. Among those who say being black hurts people's ability to succeed, 84% of blacks – vs. 54% of whites – say racial discrimination is a major reason why blacks may have a harder time getting ahead. The gap is nearly as wide when it comes to the shares of blacks and whites saying less access to high-paying jobs is a major obstacle for black people (76% vs. 51%). Blacks (72%) are also more likely than whites (60%) to point to less access to good schools.

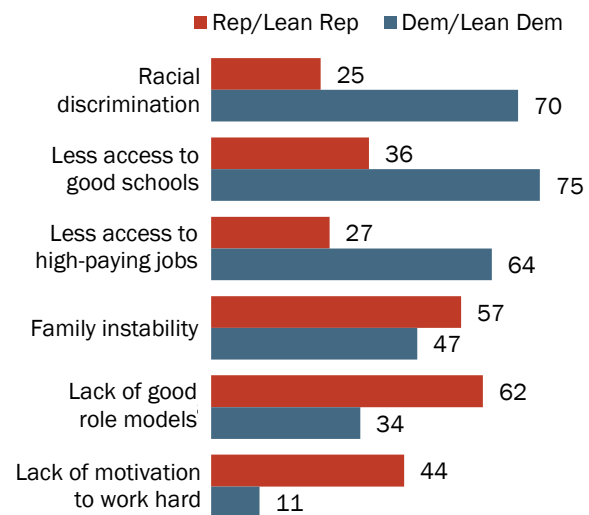
Meanwhile, whites who say being black hurts a person's ability to get ahead are more likely than blacks to cite family instability (50% vs. 42%, respectively) and a lack of good role models (45% vs. 31%) as major obstacles. Whites and blacks are equally likely to say a lack of motivation to work hard is a major reason – 22% of each group.

Most Hispanics who say being black hurts people's ability to succeed see racial discrimination (65%) and less access to good schools (70%) and high-paying jobs (61%) as major obstacles for blacks. But Hispanics are more likely than whites and blacks to point to a lack of motivation to work hard as a major reason why blacks may have a harder time getting ahead than whites: 35% say this, a view that is more common among Hispanics born abroad (43%) than among those born in the U.S. (31%).

Among whites who say blacks face disadvantages, views on the obstacles black people face vary by age, education and partisanship. Most white Democrats who say being black hurts one's ability to succeed cite racial discrimination (70%) and less access to

White Democrats much more likely than white Republicans to say discrimination is a major obstacle for black people

Among **whites** who say being black hurts people's ability to get ahead, % of **Republicans** and **Democrats** saying each is a major reason why black people in our country may have a harder time getting ahead than white people



Source: Survey of U.S. adults conducted Jan. 22-Feb. 5, 2019. "Race in America 2019"

PEW RESEARCH CENTER

good schools (75%) and high-paying jobs (64%) as major obstacles, compared with about a third or fewer white Republicans.

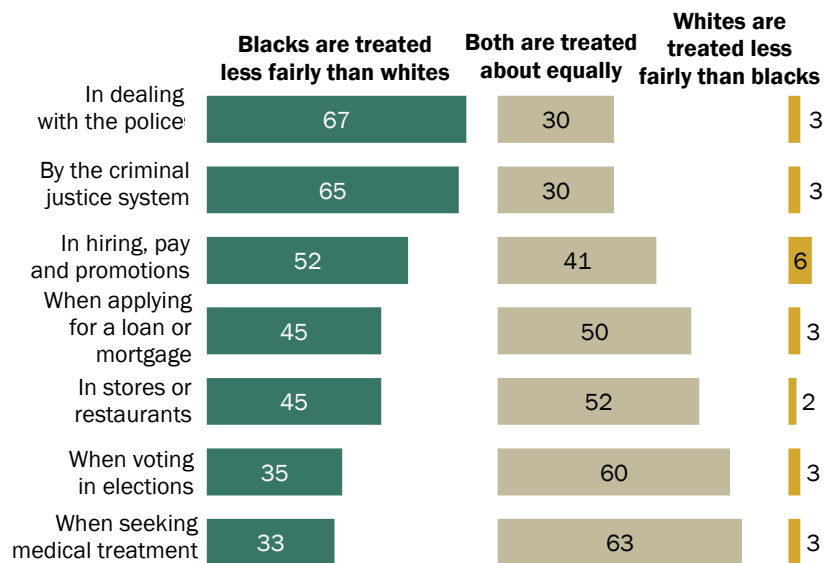
In turn, white Republicans are more likely than white Democrats to point to family instability, lack of good role models and a lack of motivation to work hard.

Most agree blacks are treated less fairly than whites by police and justice system

About two-thirds of Americans say that blacks are treated less fairly than whites in dealing with the police (67%) and by the criminal justice system (65%). The public is more split on whether blacks are treated less fairly than whites or about equally when it comes to hiring, pay and promotions, applying for a loan or mortgage, in stores or restaurants, applying for a loan or mortgage, or in stores or restaurants. And most believe whites and blacks are treated about the same when voting in elections (60%) and seeking medical treatment (63%). Meanwhile, very small shares think whites are treated less fairly than blacks in any of these situations.

Most say blacks are treated less fairly by police and justice system; less agreement over other situations

% saying, in general in our country these days, ___ in each of the following situations



Note: Share of respondents who didn't offer an answer not shown. "In dealing with the police" and "By the criminal justice system" were asked of separate random subsamples of respondents.

Source: Survey of U.S. adults conducted Jan. 22-Feb. 5, 2019.

"Race in America 2019"

PEW RESEARCH CENTER

On many of these items, the views of whites and blacks are nearly opposite. The only situations in which majorities of both groups – but still, far larger shares of blacks than whites – say blacks are treated less fairly are in dealing with police and by the criminal justice system. Majorities of black adults say blacks are treated less fairly on all the items.

In fact, blacks are about twice as likely as whites to say that blacks are treated less fairly when seeking medical treatment, applying for a loan or mortgage, voting in elections, in stores or restaurants, and in hiring, pay and promotions.

Hispanics have similar views to whites when it comes to how blacks are treated by police (65% of Hispanics say blacks are treated less fairly than whites) and the criminal justice system (64% say blacks are treated less fairly). In all other situations asked about, the views of Hispanics fall between those of whites and blacks.

Among whites, blacks and Hispanics, those with bachelor's degrees are

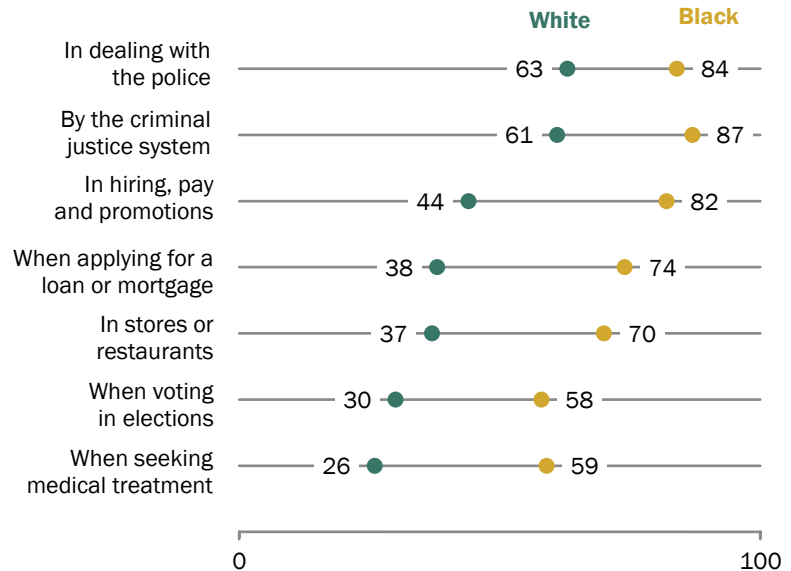
consistently more likely to believe blacks are treated less fairly in a variety of situations. For example, 53% of whites with a bachelor's degree or more education say blacks are treated less fairly when applying for a loan or mortgage, compared with 34% of whites with some college experience and 26% of those with a high school diploma or less.

Younger whites, especially those younger than 30, also tend to be more likely to see inequality in the way blacks are treated. For example, 77% of whites younger than 30 say blacks are treated less fairly by the criminal justice system, compared with 63% of those ages 30 to 49, 49% of those 50 to 64 and 59% of those 65 and older.

White Democrats and Republicans have vastly different views of how blacks are treated relative to whites. About four-in-ten white Republicans say blacks are treated less fairly by the police (43%) and the criminal justice system (39%), compared with 88% and 86% of white Democrats,

Whites and blacks don't see eye to eye on whether blacks are treated less fairly in a variety of settings

% of **whites** and **blacks** saying, in general in our country these days, blacks are treated less fairly than whites in each of the following situations



Note: Whites and blacks include those who report being only one race and are non-Hispanic. "In dealing with the police" and "By the criminal justice system" were asked of separate random subsamples of respondents.

Source: Survey of U.S. adults conducted Jan. 22-Feb. 5, 2019. "Race in America 2019"

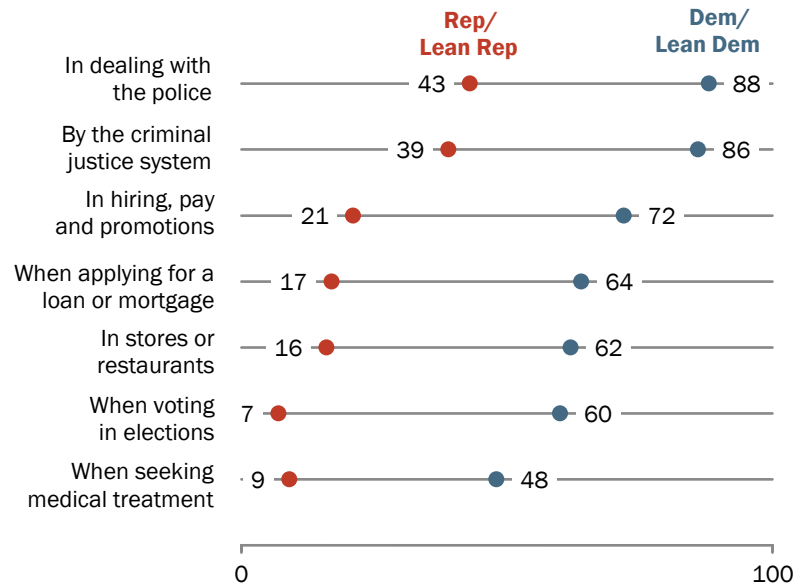
PEW RESEARCH CENTER

respectively. In other situations, the gaps are even wider. Only 7% of white Republicans say blacks are treated less fairly when voting in elections, but a majority of white Democrats (60%) say the same. White Democrats are also far more likely than white Republicans to say blacks are treated less fairly when seeking medical treatment, in stores or restaurants, when applying for loans, and in hiring, pay and promotions.

Similar shares of white and black Democrats say black people are treated less fairly than whites in dealing with the police, by the criminal justice system, and when voting in elections. Black Democrats are more likely than their white counterparts to say this is the case in hiring, pay and promotions (86% of black Democrats say black people are treated less fairly), when applying for a loan or mortgage (78%), in stores or restaurants (73%), and when seeking medical treatment (61%).

Vast gaps between white Republicans, Democrats on views of treatment of blacks

Among whites, % of **Republicans** and **Democrats** saying, in general in our country these days, blacks are treated less fairly than whites in each of the following situations



Note: "In dealing with the police" and "By the criminal justice system" were asked of separate random subsamples of respondents.

Source: Survey of U.S. adults conducted Jan. 22-Feb. 5, 2019.

"Race in America 2019"

PEW RESEARCH CENTER

Plurality says country hasn't gone far enough in giving black people equal rights with whites

More than four-in-ten U.S. adults (45%) say the country hasn't gone far enough in giving blacks equal rights with whites; 15% say it's gone too far and 39% say it's been about right. Among those who say the country still has work to do, most think there will eventually be racial equality, but views on the country's racial progress so far and in the future vary considerably across racial and ethnic groups.

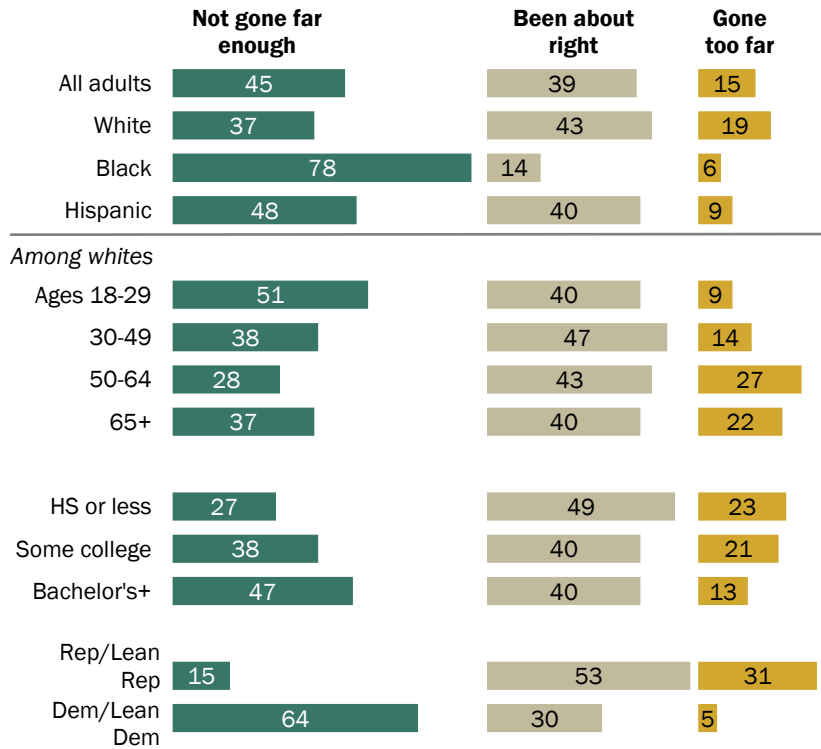
About eight-in-ten blacks (78%) say the country hasn't gone far enough in giving black people equal rights with whites. Among whites, 37% say the country hasn't gone far enough, while 19% say it's gone too far and 43% say it's been about right. Hispanics fall between whites and blacks, with 48% saying the country has not gone far enough in giving blacks equal rights with whites.

Similar shares of blacks across age groups say the country hasn't gone far enough when it comes to giving black people equal rights with whites. And large shares of blacks across education levels say this is the case, although those with a bachelor's degree or more education are particularly likely to do so: 87% say the country hasn't gone far enough vs. 77% of those with some college and 75% of those with less education.

Among whites, those under 30 are much more likely to say the country still has work to do to achieve equality between blacks and whites – 51% say this, compared with 38% of whites ages 30 to 49, 28% of those 50 to 64 and 37% of those 65 and older. There are also differences by education, with whites with at least a bachelor's degree more likely than those with less education to say the country hasn't gone far enough on this issue.

About eight-in-ten blacks say we haven't gone far enough in giving blacks equal rights with whites

% of each group saying that, when it comes to giving black people equal rights with whites, our country has ...



Note: Share of respondents who didn't offer an answer not shown. Whites and blacks include those who report being only one race and are non-Hispanic. Hispanics are of any race. This question was asked of a random half of the sample; estimates for Asians are included in the total but not shown separately due to small sample size. "Some college" includes those with an associate degree and those who attended college but did not obtain a degree.

Source: Survey of U.S. adults conducted Jan. 22-Feb. 5, 2019. "Race in America 2019"

PEW RESEARCH CENTER

White Democrats and Republicans also differ widely in their assessments of the country's progress on racial equality. Most white Democrats (64%) say the country hasn't gone far enough in giving black people equal rights with whites. Among white Republicans, about half (53%) say it's been about right, while a sizable minority (31% vs. 5% of white Democrats) say the country has gone too far. Black Democrats are even more likely than white Democrats to say the country still has work to do: 82% say it hasn't gone far enough in giving black people equal rights with whites.

Blacks are skeptical about prospects for racial equality

Most blacks (64%) who say the country hasn't gone far enough in giving black people equal rights with whites – and half of all black adults – say it's not too or not at all likely that the country will eventually achieve racial equality. Whites who say the country still has work to do on this front are more optimistic: 80% say it's very or somewhat likely that black people will eventually have equal rights in this country. Hispanics' views are more mixed. Of those who say the country hasn't gone far enough in giving black people equal rights with whites, 54% say this is likely to happen eventually and 46% say it's not too or not at all likely.

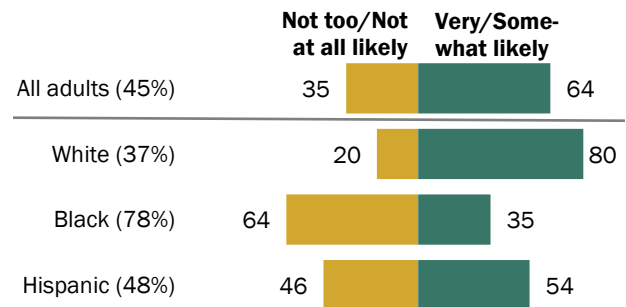
Most say legacy of slavery affects black people's position in society a great deal or fair amount

For the most part, Americans believe slavery continues to have an impact on black people's status. About six-in-ten U.S. adults say the legacy of slavery affects the position of black people in American society today either a great deal (31%) or a fair amount (32%). Some 36% say slavery doesn't have much or anything at all to do with the current situation of black people.

Blacks are by far the most likely to say slavery continues to have an impact. More than eight-in-ten say slavery affects the position of black people at least a fair amount, including 59% who say it does so a great deal. By comparison, 26% of whites, 29% of Hispanics and 32% of Asians say

Whites far more likely than blacks to say we will eventually achieve equality

Among those who say our country has not gone far enough in giving blacks equal rights with whites, % of each group saying it is ___ that black people in our country will eventually have equal rights



Note: Share of respondents who didn't offer an answer not shown. Whites and blacks include those who report being only one race and are non-Hispanic. Hispanics are of any race. Because this question was not asked of the whole sample, estimates for Asians are included in the total but not shown separately due to small sample size. Figures in parentheses are the shares of each group who say our country has not gone far enough in giving blacks equal rights with whites.

Source: Survey of U.S. adults conducted Jan. 22-Feb. 5, 2019. "Race in America 2019"

PEW RESEARCH CENTER

slavery affects the situation of black people today a great deal, though majorities of each group say it does so at least a fair amount.

Among whites, 18- to 29-year-olds are the most likely to say slavery still has an impact today. About two-thirds of whites in that age group say this (68%), compared with 55% of 30- to 49-year-olds, 54% of 50- to 64-year-olds and 60% of those 65 and older. Age differences are less evident among blacks.

Education is also associated with views of whether slavery still has an effect today, and this is the case among whites

and blacks. Whites with a bachelor's degree or higher (67%) are more likely to say that slavery continues to have a great deal or a fair amount of influence on black people's position in society, compared with 56% of those with some college experience and 50% of those with a high school diploma or less. Blacks with at least a bachelor's degree or some college experience (90% of each group) are also more likely than those with a high school diploma or less (76%) to say this.

White Democrats are twice as likely as white Republicans to say that the legacy of slavery has had a lasting impact (80% vs. 40%). Black Democrats are even more likely to say this is the case (87% do so).

Blacks about twice as likely as any other racial or ethnic group to say legacy of slavery affects blacks' position today a great deal

% of each group saying the legacy of slavery affects the position of black people in American society today ...

	A great deal	A fair amount	Not much	Not at all
All adults	31	32	19	16
White	26	32	22	19
Black	59	25	6	9
Hispanic	29	38	19	11
Asian*	32	37	17	14

*Asians were interviewed in English only.

Note: Share of respondents who didn't offer an answer not shown. Whites, blacks and Asians include those who report being only one race and are non-Hispanic. Hispanics are of any race.

Source: Survey of U.S. adults conducted Jan. 22-Feb. 5, 2019.

"Race in America 2019"

PEW RESEARCH CENTER

3. The role of race and ethnicity in Americans' personal lives

In addition to their different assessments of the current state of race relations and racial inequality in the United States, Americans across racial and ethnic groups also see race and ethnicity playing out differently in their personal lives. On balance, blacks are more likely to say their race has hurt, rather than helped, their ability to get ahead. Among whites, Hispanics and Asians, more say their race or ethnicity has been an advantage than an impediment.

Blacks are also far more likely than other groups to say their race is very or extremely important to how they think about themselves, but half or more Hispanics and Asians also say their racial or ethnic background is central to their overall identity; only 15% of whites say the same.

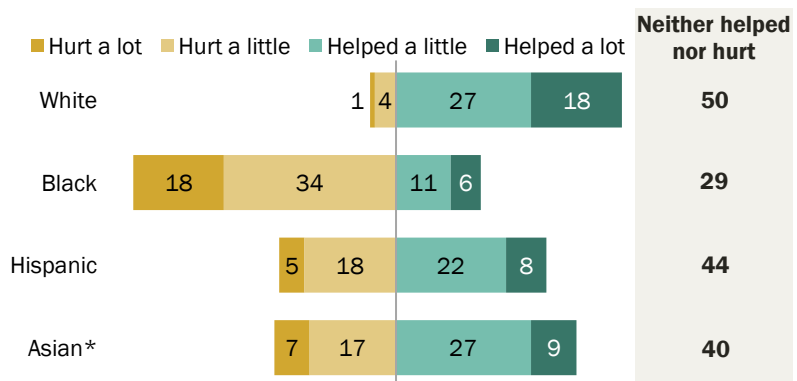
This chapter also looks at personal experiences with discrimination and the extent to which people of different backgrounds say their family talked to them about challenges or advantages they might face because of their race and ethnicity when they were growing up.

Blacks more likely than other groups to say their race has hurt their ability to succeed; whites most likely to say their race has helped

About half of black Americans say being black has hurt their ability to get ahead, including 18% who say it has hurt a lot; 17% say being black has helped them at least a little, while 29% say it has neither hurt nor helped their ability to get ahead. In contrast, at least four-in-ten whites, Hispanics and Asians say their race or ethnicity hasn't had much impact on their ability to get

About half of blacks say being black has hurt their ability to get ahead

% of each group saying being ____ has hurt or helped their ability to get ahead



*Asians were interviewed in English only.

Note: Share of respondents who didn't offer an answer not shown. Whites, blacks and Asians include those who report being only one race and are non-Hispanic. Hispanics are of any race.

Source: Survey of U.S. adults conducted Jan. 22-Feb. 5, 2019.

"Race in America 2019"

PEW RESEARCH CENTER

ahead – and to the extent that it has, more say it has helped than say it has hurt.

Whites are especially likely to say their race has given them some advantages: 45% say being white has helped them get ahead at least a little, while 50% say it has neither helped nor hurt and just 5% say being white has hurt their ability to get ahead. Three-in-ten Hispanics say being Hispanic has helped them, while 36% of Asians say the same about their racial background. About a quarter of each say being Hispanic or Asian, respectively, has hurt their ability to get ahead at least a little.

Among whites, education and partisanship are linked to views of white advantage in their own life. Six-in-ten white college graduates say being white has helped their ability to get ahead, compared with 39% of whites with some college and 35% of those with less education. And while 66% of white Democrats and Democratic leaners say their race has helped at least a little, only 29% of white Republicans say the same. Most white Republicans say being white has neither helped nor hurt.

Education is also a factor in how blacks assess the impact their race has had on their ability to succeed. About six-in-ten blacks with at least some college experience (57%) say being black has hurt, compared with 47% of blacks with a high school diploma or less education.

The survey also asked whether factors such as gender, family finances and hard work helped or hurt people’s ability to get ahead. Overall, Americans are far more likely to point to their own hard work than to any other attribute as having helped their ability to get ahead.

Across racial and ethnic groups, about half of men say their gender has helped them at least a little. White and black women are more likely to say their gender has been an impediment than an advantage, while Hispanic women are more divided. White women (44%) are more likely than black (38%) or Hispanic (32%) women to say their gender has hurt at least a little.

Among whites, Democrats much more likely than Republicans to say being white has helped them

Among whites, % saying that, when it comes to their ability to get ahead, being white has ...

	Helped a lot	Helped a little	Net
All white adults	18	27	45
HS or less	11	24	35
Some college	16	24	39
Bachelor's+	28	32	60
Rep/Lean Rep	8	21	29
Dem/Lean Dem	32	34	66

Note: Figures may not add to subtotals due to rounding. Whites include those who report being only one race and are non-Hispanic. “Some college” includes those with an associate degree and those who attended college but did not obtain a degree. Source: Survey of U.S. adults conducted Jan. 22-Feb. 5, 2019. “Race in America 2019”

PEW RESEARCH CENTER

Majorities of blacks, Asians and Hispanics say they have faced discrimination

About three-quarters of blacks (76%) and Asians (75%) say they have experienced discrimination or have been treated unfairly because of their race or ethnicity at least from time to time; 58% of Hispanics say the same. Most whites (67%) say they have never experienced this.

Blacks with at least some college experience are more likely than those with less education to say they have experienced racial discrimination, but majorities in both groups say this has happened to them (81% and 69%, respectively). Among Hispanics, 63% of those with some college or more – vs. 54% of those with less education – say they have faced discrimination because of their race or ethnicity.

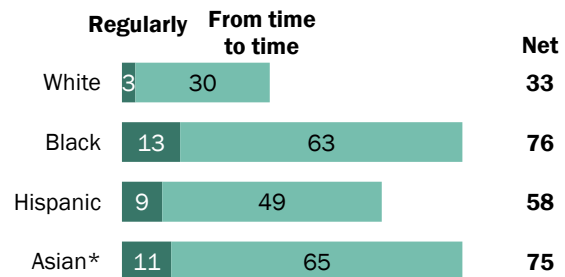
Most blacks say people have acted as if they were suspicious of them or as if they thought they weren't smart

Asked about specific situations they may have faced because of their race or ethnicity, 65% of blacks say someone has acted as if they were suspicious of them, and 60% say someone has acted as if they thought they weren't smart. About half say they have been subject to slurs or jokes (52%) or that they have been treated unfairly by an employer in hiring, pay or promotions (49%), while about four-in-ten say they have been unfairly stopped by police (44%) or feared for their personal safety (43%) because of their race or ethnicity.

Blacks are more likely than whites, Hispanics and Asians to say they have faced most of these situations. Asians are more likely than other groups to say they've been subject to slurs or jokes because of their race or ethnicity (61% of Asians say this has happened to them), while whites are the most likely to say someone assumed they were racist or prejudiced (45%).

Blacks and Asians are more likely than whites and Hispanics to say they have faced discrimination

% of each group saying they have personally experienced discrimination or been treated unfairly because of their race or ethnicity



*Asians were interviewed in English only.

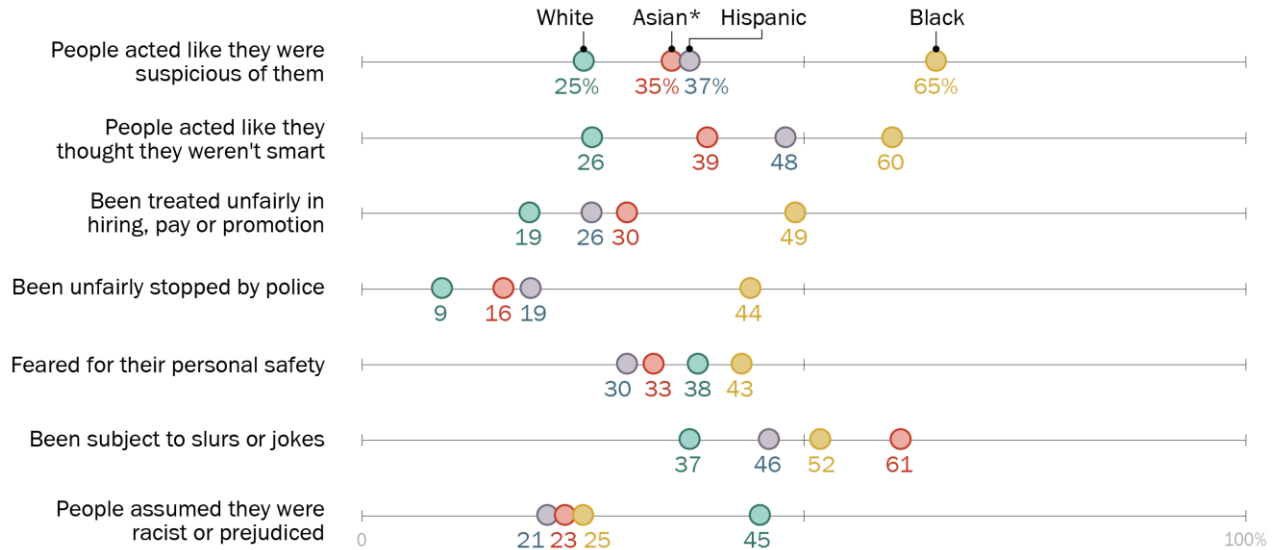
Note: Figures may not add to subtotals due to rounding. Whites, blacks and Asians include those who report being only one race and are non-Hispanic. Hispanics are of any race.

Source: Survey of U.S. adults conducted Jan. 22-Feb. 5, 2019. "Race in America 2019"

PEW RESEARCH CENTER

Most blacks say someone has acted suspicious of them or as if they weren't smart

% of each group saying each of the following has happened to them because of their race or ethnicity



*Asians were interviewed in English only.

Note: Whites, blacks and Asians include those who report being only one race and are non-Hispanic. Hispanics are of any race.

Source: Survey of U.S. adults conducted Jan. 22-Feb. 5, 2019.

"Race in America 2019"

PEW RESEARCH CENTER

Within racial and ethnic groups, experiences differ significantly by gender. Among blacks and Hispanics, larger shares of men than women say they have been unfairly stopped by police, been subject to slurs or jokes, or that people have acted as if they were suspicious of them because of their race or ethnicity. Hispanic men are also more likely than Hispanic women to say they have been treated unfairly in employment situations.

Blacks with at least some college experience are more likely than those with less education to say they have faced certain situations because of their race. For example, 67% of blacks with some college or more education say people have acted as if they thought they weren't smart because of their race or ethnicity; 52% of blacks with a high school diploma or less education say the same. And while about six-in-ten blacks in the more educated group (58%) say they have been subject to slurs or jokes, 45% of blacks who didn't attend college say this has happened to them.

Many of these experiences are also more common among Hispanics who were born in the U.S. than among those who were born in another country.

Most blacks say their family talked to them about challenges they might face because of their race

More than six-in-ten black adults (64%) say that, when they were growing up, their family talked to them about challenges they might face because of their race or ethnicity at least sometimes (32% say this happened often). In contrast, about nine-in-ten whites (91%) – and narrower majorities of Hispanics (64%) and Asians (58%) – say their family rarely or never had these types of conversations when they were growing up.

Black men and women, as well as blacks across age groups, are about equally likely to say their family talked to them about challenges they might face because of their race or ethnicity. Seven-in-ten blacks with at least some college experience say their family had these types of conversations at least sometimes, compared with 57% of those with a high school diploma or less education.

Across racial and ethnic groups, majorities say their family rarely or never had conversations about *advantages* they might have because of their race or ethnicity, but blacks (32%), Hispanics (26%) and Asians (26%) are more likely than whites (11%) to say these conversations took place at least sometimes when they were growing up. About two-in-ten white adults younger than 30 (22%) say their family talked to them about advantages they might have, compared with about one-in-ten whites ages 30 and older.

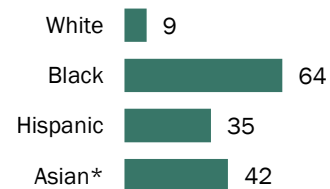
Most blacks see their race as central to their overall identity

About three-quarters of black adults (74%) say being black is very important to how they think about themselves, including 52% who say it is extremely important. About six-in-ten Hispanics (59%) say being Hispanic is extremely or very important to their identity, and 54% of Asians say the same about being Asian. In contrast, only 15% of whites say being white is as important to their identity; 19% of whites say it is moderately important, while 18% say it's only a little important and about half (47%) say their race is not at all important to how they think about themselves.

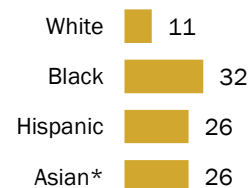
More than six-in-ten blacks say their family talked to them about possible challenges

% of each group saying that, when they were growing up, their family talked to them often or sometimes about ___ because of their race or ethnicity

Challenges they might face



Advantages they might have



*Asians were interviewed in English only.
Note: Whites, blacks and Asians include those who report being only one race and are non-Hispanic. Hispanics are of any race.

Source: Survey of U.S. adults conducted Jan. 22-Feb. 5, 2019.

"Race in America 2019"

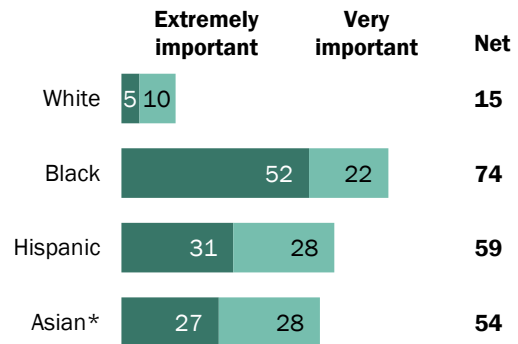
PEW RESEARCH CENTER

Among blacks and whites, those younger than 30 see their race as less central to their identity than their older counterparts. Still, majorities of blacks – and relatively small shares of whites across age groups – say their race is extremely or very important to how they think about themselves.

Hispanics born in another country (65%) are more likely than those born in the U.S. (52%) to say being Hispanic is at least very important to their overall identity.

Blacks are more likely than other groups to see their race or ethnicity as central to their identity

% of each group saying being ___ is extremely or very important to how they think about themselves



*Asians were interviewed in English only.

Note: Figures may not add to subtotals due to rounding. Whites, blacks and Asians include those who report being only one race and are non-Hispanic. Hispanics are of any race.

Source: Survey of U.S. adults conducted Jan. 22-Feb. 5, 2019. "Race in America 2019"

PEW RESEARCH CENTER

Acknowledgments

Pew Research Center received invaluable advice in developing the questionnaire from Crystal Marie Fleming, Associate Professor of Sociology, Stony Brook University; David French, Senior Writer, National Review; Margaret A. Hagerman, Assistant Professor of Sociology, Mississippi State University; and Mosi Adesina Ifatunji, Assistant Professor of Sociology, University of North Carolina at Chapel Hill.

This report is a collaborative effort based on the input and analysis of the following individuals. Find related reports online at pewresearch.org/socialtrends

Kim Parker, *Director, Social Trends Research*
Juliana Horowitz, *Associate Director, Research*
Anna Brown, *Research Analyst*
Kiana Cox, *Research Associate*
Nikki Graf, *Research Associate*
Anthony Cilluffo, *Research Assistant*
Deja Thomas, *Research Assistant*
Claudia Deane, *Vice President, Research*
Jessica Pumphrey, *Communications Associate*
Michael Keegan, *Information Graphics Designer*
David Kent, *Copy Editor*
Travis Mitchell, *Digital Producer*

In addition, the project benefited greatly from the guidance of the Pew Research Center methodology team: Courtney Kennedy, Andrew Mercer, Nick Bertoni, Nick Hatley and Arnold Lau, and from feedback provided by the following Pew Research Center researchers: Monica Anderson, Abby Budiman, Jeff Diamant, Amina Dunn, Antonio Flores, Ana Gonzalez-Barrera, Jocelyn Kiley, Mark Hugo Lopez, Baxter Oliphant, Andrew Perrin, Ariana Rodriguez-Gitler and Neil Ruiz.

Methodology

The American Trends Panel survey methodology

The American Trends Panel (ATP), created by Pew Research Center, is a nationally representative panel of randomly selected U.S. adults. Panelists participate via self-administered web surveys. Panelists who do not have internet access at home are provided with a tablet and wireless internet connection. The panel is managed by Ipsos.

Data in this report are drawn from the panel wave conducted Jan. 22 to Feb. 5, 2019. A total of 6,637 panelists responded out of 9,402 who were sampled, for a response rate of 71%. This

included 5,599 from the ATP and oversamples of 530 non-Hispanic black and 508 Hispanic respondents sampled from Ipsos' KnowledgePanel. The cumulative response rate accounting for nonresponse to the recruitment surveys and attrition is 4.4%. The margin of sampling error for the full sample of 6,637 respondents is plus or minus 1.7 percentage points.

American Trends Panel recruitment surveys

Recruitment dates	Mode	Invited	Joined	Active panelists remaining
Jan. 23 to March 16, 2014	Landline/ cell RDD	9,809	5,338	2,510
Aug. 27 to Oct. 4, 2015	Landline/ cell RDD	6,004	2,976	1,470
April 25 to June 4, 2017	Landline/ cell RDD	3,905	1,628	806
Aug. 8, 2018–Oct. 31, 2018	ABS/web	9,396	8,778	8,731
	Total	29,114	18,720	13,517

Note: Approximately once per year, panelists who have not participated in multiple consecutive waves or who did not complete an annual profiling survey are removed from the panel. Panelists also become inactive if they ask to be removed from the panel.

PEW RESEARCH CENTER

The subsample from the ATP was selected by grouping panelists into four strata so demographic groups that are underrepresented in the panel had a higher probability of selection than overrepresented groups:

- Stratum A consists of panelists who are non-internet users, have a high school education or less, non-Hispanic blacks, Hispanics, or non-Hispanic Asians. They were sampled at a rate of 100%.
- Stratum B consists of panelists that are unregistered to vote or non-volunteers. They were sampled at a rate of 55%.
- Stratum C consists of panelists that are 18 to 34 years old. They were sampled at a rate of 16%.
- Stratum D consists of the remaining panelists. They were sampled at a rate of 7%.

Panelists were grouped into these strata in hierarchical order from A to D. For example, a panelist who is not registered to vote and has a high school education or less would be in Stratum A rather than in Stratum B.

The ATP was created in 2014, with the first cohort of panelists invited to join the panel at the end of a large national landline and cellphone random-digit-dial survey that was conducted in both English and Spanish. Two additional recruitments were conducted using the same method in 2015 and 2017, respectively. Across these three surveys, a total of 19,718 adults were invited to join the ATP, and 9,942 of them agreed to participate.

In August 2018, the ATP switched from telephone- to address-based recruitment. Invitations were sent to a random, address-based sample (ABS) of households selected from the U.S. Postal Service's Delivery Sequence File. In each household, the adult with the next birthday was asked to go online to complete a survey, and, at the end, they were invited to join the panel. For a random half-sample of invitations, households without internet access were instructed to return a postcard. These households were contacted by telephone and sent a tablet if they agreed to participate. A total of 9,396 were invited to join the panel; 8,778 agreed to join the panel and completed an initial profile survey.

Of the 18,720 individuals who have ever joined the ATP, 13,517 remained active panelists and continued to receive survey invitations at the time this survey was conducted.

Weighting

The data were weighted in a multistep process that begins with a base weight incorporating the respondents' original survey selection probability and the fact that in 2014 and 2017 some respondents were subsampled for invitation to the panel. The sample was then combined with the non-Hispanic black and Hispanic oversamples and post-stratified to match federal benchmarks for race and Hispanic ethnicity. The next step in the weighting uses an iterative technique that aligns the sample to population benchmarks on the dimensions listed in the accompanying table.

Weighting dimensions

Variable	Benchmark source
Gender	2017 American Community Survey
Age	
Education	
Race/Hispanic origin	
Hispanic nativity	
Home internet access	
Region x Metropolitan status	2018 CPS March Supplement
Volunteerism	2015 CPS Volunteer Supplement
Voter registration	2016 CPS Voting and Registration Supplement
Party affiliation	Average of the three most recent Pew Research Center telephone surveys.

Note: Estimates from the ACS are based on non-institutionalized adults. Voter registration is calculated using procedures from Hur, Achen (2013) and rescaled to include the total U.S. adult population.

PEW RESEARCH CENTER

Sampling errors and tests of statistical significance take into account the effect of weighting. Interviews are conducted in both English and Spanish.

In addition to sampling error, one should bear in mind that question wording and practical difficulties in conducting surveys can introduce error or bias into the findings of opinion polls.

The following table shows the unweighted sample sizes and the error attributable to sampling that would be expected at the 95% level of confidence for different groups in the survey:

Group	Unweighted sample size	Plus or minus ...
Total sample	6,637	1.7 percentage points
White	2,997	2.2 percentage points
Black	1,518	4.0 percentage points
Hispanic	1,574	3.6 percentage points
Asian (interviewed in English only)	355	7.8 percentage points

Sample sizes and sampling errors for other subgroups are available upon request.

Telephone survey methodology

The analysis of the question about how Barack Obama handled race relations is based on telephone interviews conducted Jan. 15-Feb. 3, 2019, among a national sample of 1,432 adults, ages 18 and older, living in the United States (526 respondents were interviewed on a landline telephone, and 906 were interviewed on a cellphone, including 610 who had no landline telephone). Interviews conducted from Jan. 15-20 were among the total population of respondents. Interviews conducted Jan. 22-27 and Jan. 29-Feb. 3 were conducted among Hispanic and black respondents only. The survey was conducted under the direction of SSRS. A combination of landline and cellphone random-digit-dial samples were used; both samples were provided by Marketing Systems Group. Interviews were conducted in English and Spanish. Respondents in the landline sample were selected by randomly asking for the youngest adult male or female who is now at home. Interviews in the cell sample were conducted with the person who answered the phone if that person was an adult age 18 or older.

For detailed information about our survey methodology, see <http://www.pewresearch.org/methodology/u-s-survey-research/>

The combined landline and cellphone sample are weighted to provide nationally representative estimates of the adult population ages 18 and older. The weighting process takes into account the disproportionate probabilities of household and respondent selection due to the number of separate telephone landlines and cellphones answered by respondents and their households, as well as the probability associated with the random selection of an individual household member. It also takes into account the oversample of non-Hispanic black and Hispanic respondents. Following application of the above weights, the sample is post-stratified and balanced by key demographics such as age, race, sex, region, education and Hispanic nativity. The sample is also weighted to reflect the distribution of phone usage in the general population, meaning the proportion of those who are cellphone only, landline only, and mixed users.

The following table shows the unweighted sample sizes and the error attributable to sampling that would be expected at the 95% level of confidence for different groups in the survey:

Survey conducted Jan. 15-Feb. 3, 2019

Group	Unweighted sample size	Plus or minus ...
Total sample	1,432	3.2 percentage points
White	670	4.5 percentage points
Black	269	7.3 percentage points
Hispanic	370	6.0 percentage points

Sample sizes and sampling errors for other subgroups are available upon request.

In addition to sampling error, one should bear in mind that question wording and practical difficulties in conducting surveys can introduce error or bias into the findings of opinion polls.

Pew Research Center undertakes all polling activity, including calls to mobile telephone numbers, in compliance with the Telephone Consumer Protection Act and other applicable laws.