

FOR RELEASE FEBRUARY 20, 2019

Most U.S. Teens See Anxiety and Depression as a Major Problem Among Their Peers

For boys and girls, day-to-day experiences and future aspirations vary in key ways

BY *Juliana Menasce Horowitz and Nikki Graf*

FOR MEDIA OR OTHER INQUIRIES:

Kim Parker, Director, Social Trends Research
Juliana Horowitz, Associate Director, Research
Jessica Pumphrey, Communications Associate

202.419.4372

www.pewresearch.org

RECOMMENDED CITATION

Pew Research Center, February 2019, "Most U.S. Teens See Anxiety and Depression as a Major Problem Among Their Peers"

About Pew Research Center

Pew Research Center is a nonpartisan fact tank that informs the public about the issues, attitudes and trends shaping America and the world. It does not take policy positions. The Center conducts public opinion polling, demographic research, content analysis and other data-driven social science research. It studies U.S. politics and policy; journalism and media; internet, science and technology; religion and public life; Hispanic trends; global attitudes and trends; and U.S. social and demographic trends. All of the Center's reports are available at www.pewresearch.org. Pew Research Center is a subsidiary of The Pew Charitable Trusts, its primary funder.

© Pew Research Center 2019

Most U.S. Teens See Anxiety and Depression as a Major Problem Among Their Peers

For boys and girls, day-to-day experiences and future aspirations vary in key ways

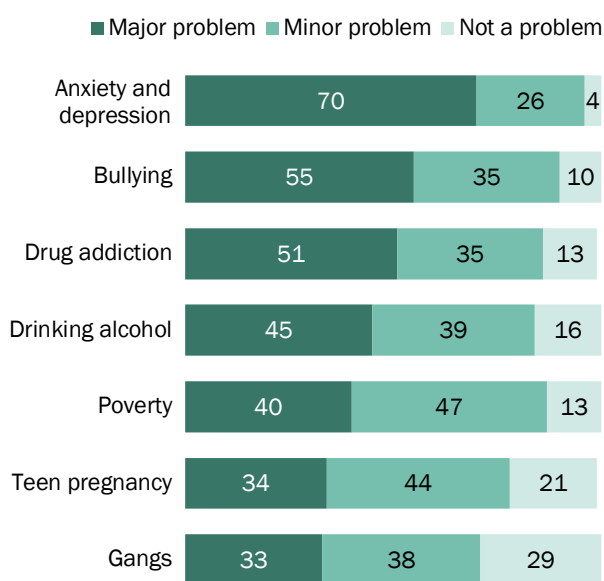
Anxiety and depression are [on the rise](#) among America's youth and, whether they personally suffer from these conditions or not, seven-in-ten teens today see them as major problems among their peers. Concern about mental health cuts across gender, racial and socio-economic lines, with roughly equal shares of teens across demographic groups saying it is a significant issue in their community.

Fewer teens, though still substantial shares, voice concern over bullying, drug addiction and alcohol consumption. More than four-in-ten say these are major problems affecting people their age in the area where they live, according to a Pew Research Center survey of U.S. teens ages 13 to 17.

When it comes to the pressures teens face, academics tops the list: 61% of teens say they feel a lot of pressure to get good grades. By comparison, about three-in-ten say they feel a lot of pressure to look good (29%) and to fit in socially (28%), while roughly one-in-five feel similarly pressured to be involved in extracurricular activities and to be good at sports (21% each). And while about half of teens see drug addiction and alcohol consumption as major problems among people their age, fewer than one-in-ten say they personally feel a lot of pressure to use drugs (4%) or to drink alcohol (6%).

Anxiety and depression top list of problems teens see among their peers

% of teens saying each of the following is a ___ among people their age in the community where they live



Note: Share of respondents who didn't offer an answer not shown. Source: Survey of U.S. teens ages 13 to 17 conducted Sept. 17-Nov. 25, 2018.

"Most U.S. Teens See Anxiety and Depression as a Major Problem Among Their Peers"

PEW RESEARCH CENTER

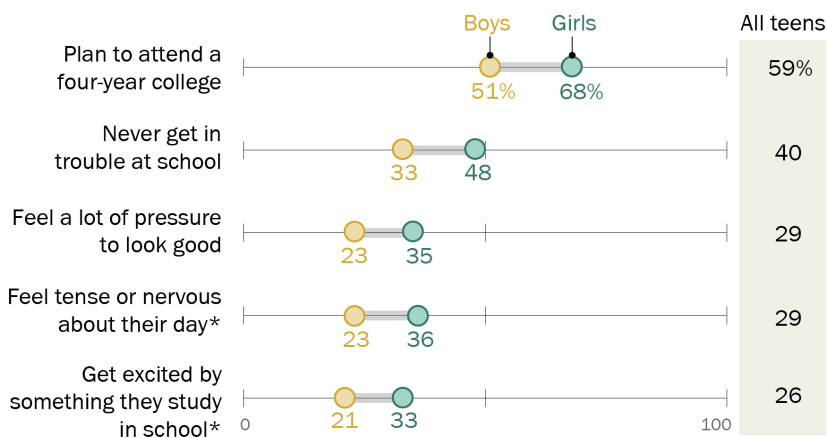
The pressure teens feel to do well in school is tied at least in part to their post-graduation goals. About six-in-ten teens (59%) say they plan to attend a four-year college after they finish high school, and these teens are more likely than those who have other plans to say they face a lot of pressure to get good grades.

Girls are more likely than boys to say they plan to attend a four-year college (68% vs. 51%, respectively), and they're also more likely to say they worry a lot about getting into the school of their choice (37% vs. 26%). [Current patterns in college enrollment](#) among 18- to 20-year-olds who are no longer in high school reflect these gender dynamics. In 2017, 64% of women in this age group who were no longer in high school were enrolled in college (including two- and four-year colleges), compared with 55% of their male counterparts.

In many ways, however, the long-term goals of boys and girls don't differ significantly. About nine-in-ten or more in each group say having a job or career they enjoy would be

Boys' and girls' goals and experiences differ in some key ways

% of teens saying they ...



* Shares who say this happens every day or almost every day.

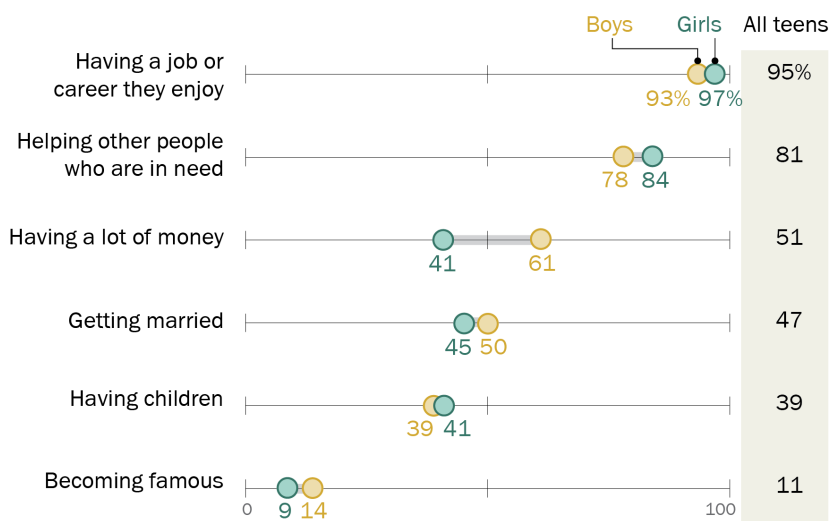
Source: Survey of U.S. teens ages 13 to 17 conducted Sept. 17-Nov. 25, 2018.

"Most U.S. Teens See Anxiety and Depression as a Major Problem Among Their Peers"

PEW RESEARCH CENTER

Boys are more likely than girls to prioritize having a lot of money as adults

% of teens saying each would be extremely or very important to them, personally, as an adult



Source: Survey of U.S. teens ages 13 to 17 conducted Sept. 17-Nov. 25, 2018.

"Most U.S. Teens See Anxiety and Depression as a Major Problem Among Their Peers"

PEW RESEARCH CENTER

extremely or very important to them as an adult (97% of girls and 93% of boys say this). And similar shares of girls and boys see getting married (45% and 50%, respectively) and having children (41% and 39%) as priorities for them, personally, when they grow up. Still, boys are considerably more likely than girls to say having a lot of money would be extremely or very important to them (61% vs. 41%).

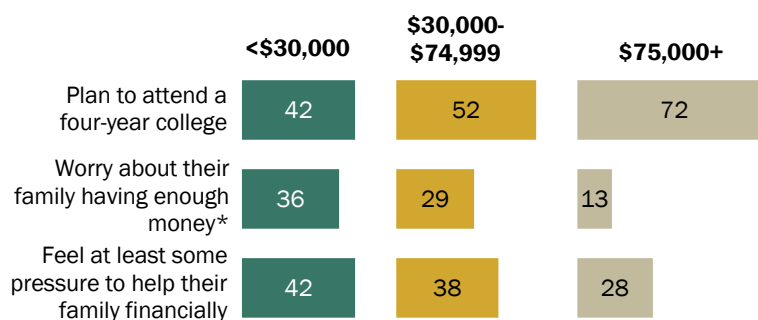
While boys and girls face many of the same pressures – for example, they’re about equally likely to say they feel pressure to get good grades – their daily experiences differ in other ways. Girls are more likely than boys to say they face a lot of pressure to look good: About a third of girls (35%) say this is the case, compared with 23% of boys. And a larger share of girls than boys say they often feel tense or nervous about their day (36% vs. 23%, respectively, say they feel this way every day or almost every day). At the same time, girls are more likely to say they regularly get excited about something they study at school: 33% of girls say this happens every day or almost every day, versus 21% of boys. And while small shares of girls (7%) and boys (5%) say they get in trouble at school daily or almost daily, girls are more likely than boys to say this *never* happens to them (48% vs. 33%).

In addition to these gender differences, the survey also finds some differences in the experiences and aspirations of teens across income groups. About seven-in-ten teens in households with annual incomes of \$75,000 or more (72%) say they plan to attend a four-year college after they finish high school; 52% of those in households with incomes between \$30,000 and \$74,999 and 42% in households with incomes below \$30,000 say the same.

Among teens who plan to attend a four-year college, those in households with incomes below \$75,000 express far more concern than those with higher incomes about being able to afford college.

Teens in higher-income households are more likely to say they plan to go to college, less worried about family finances

% of teens saying they ...



* Shares who say they worry about their family having enough money for basic expenses every day or almost every day.

Source: Survey of U.S. teens ages 13 to 17 conducted Sept. 17-Nov. 25, 2018.

“Most U.S. Teens See Anxiety and Depression as a Major Problem Among Their Peers”

PEW RESEARCH CENTER

And while a relatively small share of teens overall say they face a lot of pressure to help their family financially, teens in lower-income households are more likely to say they face at least *some* pressure in this regard.

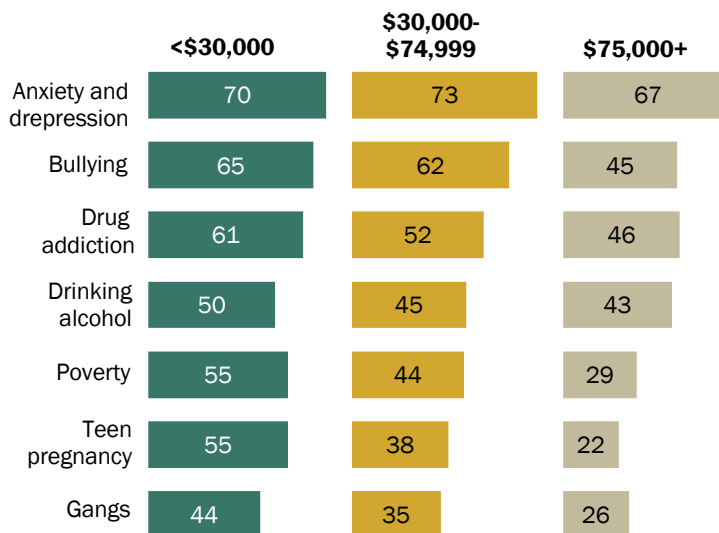
There are also differences by household income in the problems teens say exist in their communities. Teens in lower-income households are more likely to say teen pregnancy is a major problem among people their age in the area where they live: 55% of teens in households with incomes below \$30,000 say this, versus 38% of those in the middle-income group and

an even smaller share (22%) of those in households with incomes of \$75,000 or more. Compared with teens in the higher-income group, those in households with incomes below \$30,000 are also more likely to cite bullying, drug addiction, poverty and gangs as major problems.

Teens in lower-income households also have different assessments of the amount of time they spend with their parents. Four-in-ten teens in households with incomes below \$30,000 say they spend too little time with their parents, compared with about one-in-five teens in households with higher incomes.

Mental health concerns cross income boundaries, but teen pregnancy is seen as a much bigger problem by teens from lower-income households

*% of teens saying each of the following is a **major problem** among people their age in the community where they live, by household income*



Source: Survey of U.S. teens ages 13 to 17 conducted Sept. 17-Nov. 25, 2018.
"Most U.S. Teens See Anxiety and Depression as a Major Problem Among Their Peers"

PEW RESEARCH CENTER

A note on racial and ethnic differences among teens

The survey suggests that, in some ways, the attitudes and experiences of teens may vary along racial and ethnic lines. However, because of small sample sizes and a reduction in precision due to weighting, estimates are not presented by racial or ethnic groups.

These are among the key findings of a survey of 920 U.S. teens ages 13 to 17 conducted online Sept. 17-Nov. 25, 2018.¹ Throughout the report, “teens” refers to those ages 13 to 17.

A majority of teens say they plan to attend a four-year college after high school

About six-in-ten teens (59%) say they plan to attend a four-year college after they finish high school; 12% plan to attend a two-year college, 5% plan to work full time, 4% plan to enroll in a technical or vocational school and 3% plan to join the military. Another 13% of teens say they are not sure what they’ll do after high school.

Girls are more likely than boys to say they plan to attend a four-year college after finishing high school: 68% of girls say this, compared with about half of boys (51%). Differences in the shares of boys and girls who say they plan to attend a two-year college, enroll in a technical or vocational school, work full time or join the military after high school are small or not significant.

Among teens with at least one parent with a bachelor’s degree or higher, as well as those in households with annual incomes of \$75,000 or more, about seven-in-ten say they plan to attend a four-year college after high school. By comparison, about half of teens whose parents don’t have a bachelor’s degree or with household incomes below \$75,000 say the same.

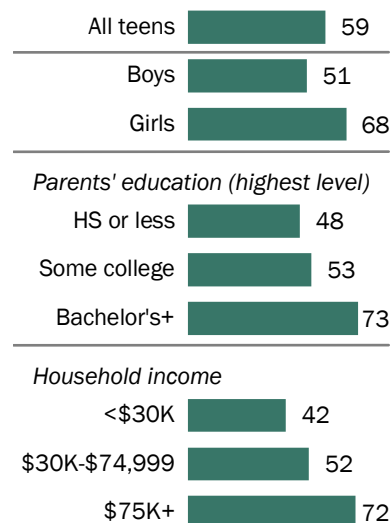
Some 65% of teens who say they plan to attend a four-year college after high school say they worry at least some about being able to afford college. Similarly, 70% express at least some concern about getting into the college of their choice.

Perhaps not surprisingly, concerns about affording college are more prevalent among teens in lower-income households.

Among teens who say they plan to attend a four-year college, about three-quarters (76%) in

Girls are more likely than boys to say they plan to go to college

% of teens saying they plan to attend a four-year college after they finish high school



Note: “Some college” includes those with an associate degree and those who attended college but did not obtain a degree.

Source: Survey of U.S. teens ages 13 to 17 conducted Sept. 17-Nov. 25, 2018. “Most U.S. Teens See Anxiety and Depression as a Major Problem Among Their Peers”

PEW RESEARCH CENTER

¹ For more details, see the [Methodology](#) section of the report.

households with incomes below \$75,000 say they worry at least some about being able to afford it, compared with 55% of those in households with incomes of \$75,000 or more.

Having a job or career they enjoy is at the top of teens' long-term goals

Looking ahead, virtually all teens say they aspire to having a job or career they enjoy: 63% say this would be extremely important to them, personally, as adults, and another 32% say it would be very important. Most teens also say helping other people who are in need would be extremely (42%) or very (39%) important to them when they grow up.

Teens give lower priority to marriage and kids. About half (47%) say getting married would be extremely or very important to them as adults, and 39% say the same about having children.

When it comes to fortune and fame, 51% of teens say having a lot of money would be extremely or very important to them, while relatively few (11%) say the same about becoming famous.

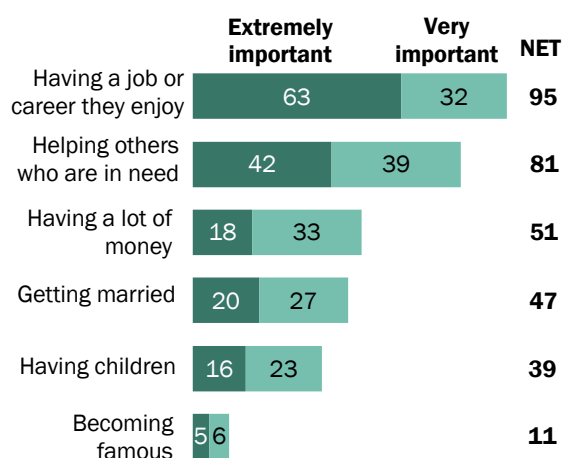
For the most part, boys and girls have similar aspirations. Roughly equal shares of boys and girls say getting married, having kids, and having a job or career they enjoy would be extremely or very important to them as adults. But boys (61%) are far more likely than girls (41%) to say having a lot of money when they grow up would be extremely or very important to them.

Teens' aspirations are also fairly consistent across income levels, with similar shares in each income group saying having a job or career they enjoy, helping others in need, having a lot of money and becoming famous would be extremely or very important to them as adults.

However, teens in households with incomes below \$30,000 are less likely than those in households with higher incomes to prioritize marriage and children. Some 56% of teens in households with incomes of \$75,000 or more and 46% in households with incomes between

Most teens say having a job or career they enjoy would be extremely important to them as adults

% of teens saying each would be ___ to them, personally, as an adult



Source: Survey of U.S. teens ages 13 to 17 conducted Sept. 17-Nov. 25, 2018.

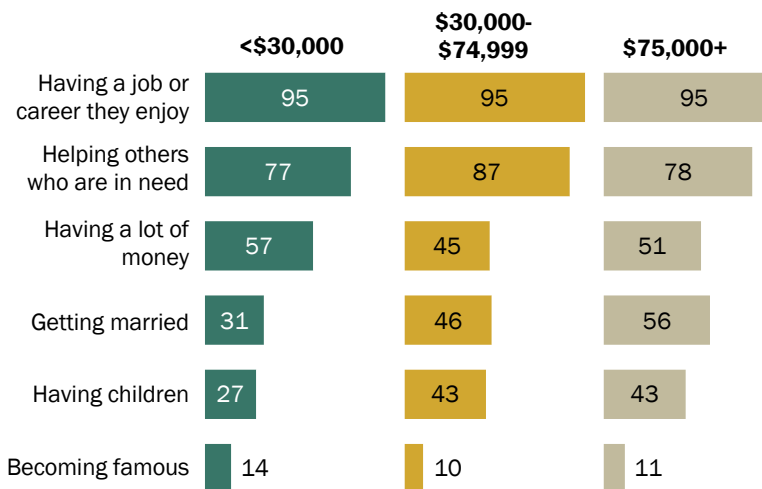
"Most U.S. Teens See Anxiety and Depression as a Major Problem Among Their Peers"

PEW RESEARCH CENTER

\$30,000 and \$74,999 say getting married would be extremely or very important to them when they grow up, compared with 31% of those in the lower-income group. And while about four-in-ten in the higher- and middle-income groups (43% each) say having children would be extremely or very important to them, 27% of those in the lower-income group say the same.

Teens in lower-income households are less likely than higher-income teens to prioritize marriage or children

% of teens saying each would be extremely or very important to them, personally, as an adult, by household income



Source: Survey of U.S. teens ages 13 to 17 conducted Sept. 17-Nov. 25, 2018.
 “Most U.S. Teens See Anxiety and Depression as a Major Problem Among Their Peers”

PEW RESEARCH CENTER

Academics are at forefront of the pressures teen face

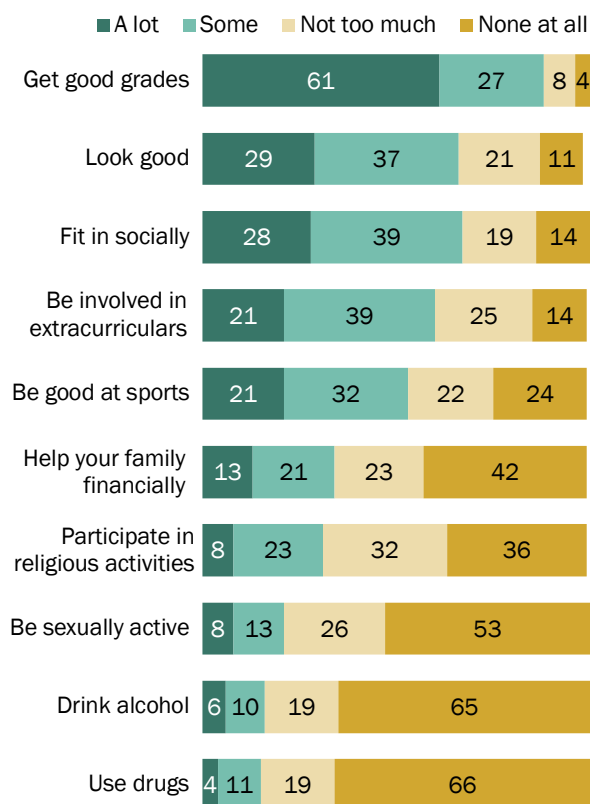
Most teens (61%) say they personally feel a lot of pressure to get good grades, and another 27% say they feel some pressure to do so.

Compared with getting good grades, about half as many say they feel a lot of pressure to look good (29%) and to fit in socially (28%). Roughly one-in-five say they face a lot of pressure to be involved in extracurricular activities and to be good at sports (21% each), while smaller shares say they feel a lot of pressure to help their family financially (13%), to participate in religious activities (8%), to be sexually active (8%), to drink alcohol (6%) or to use drugs (4%).

Boys and girls, as well as teens across income groups, generally feel similar levels of pressure in each of these realms, but there are some exceptions. Girls are more likely than boys to say they feel a lot of pressure to look good (35% vs. 23%). And teens in the lower- and middle-income groups are more likely than those in higher-income households to say they feel at least some pressure to help their family financially (42% and 38%, respectively, vs. 28%).

About six-in-ten teens say they feel a lot of pressure to get good grades

% of teens saying they personally feel ____ pressure to ...



Note: Share of respondents who didn't offer an answer not shown.
Source: Survey of U.S. teens ages 13 to 17 conducted Sept. 17-Nov. 25, 2018.

"Most U.S. Teens See Anxiety and Depression as a Major Problem Among Their Peers"

PEW RESEARCH CENTER

In some ways, teens' day-to-day experiences vary by gender and income

When asked how often they have certain experiences or feelings, four-in-ten teens say they feel bored every day or almost every day, while about three-in-ten say they feel tense or nervous about their day (29%) or wish they had more good friends (29%) with the same frequency. Roughly a quarter of teens say they get excited by something they study in school (26%), come across people who try to put them down (24%) or worry about their family having enough money for basic expenses (23%) every or almost every day.

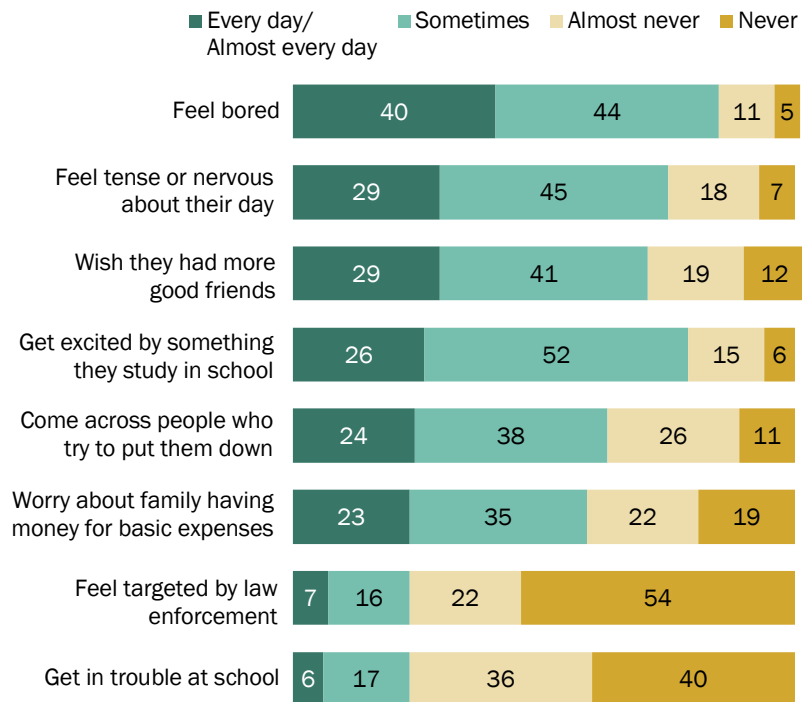
Smaller shares say they regularly feel targeted by law enforcement (7%) or get in trouble at school (6%). In fact, 54% of teens say they *never* feel targeted by law enforcement, and 40% say they never get in trouble at school.

Concerns about their family having enough money for basic expenses differ greatly by income: 36% of teens in the lower-income group and 29% of those in the middle-income group say they worry about this daily or almost daily, whereas 13% of teens in higher-income households say the same.

Gender differences are also apparent, particularly when it comes to experiences in school. Girls are more likely than boys to say they get excited every or almost every day by something they study in school (33% vs. 21%), and they're less likely to get in trouble at school. About half of girls (48%)

About three-in-ten teens feel tense or nervous, wish they had more good friends almost daily

% of teens saying they experience each of the following ...



Note: Share of respondents who didn't offer an answer not shown.

Source: Survey of U.S. teens ages 13 to 17 conducted Sept. 17-Nov. 25, 2018.

"Most U.S. Teens See Anxiety and Depression as a Major Problem Among Their Peers"

PEW RESEARCH CENTER

say they *never* get in trouble at school, compared with 33% of boys. In addition, higher shares of girls than boys say they feel tense or nervous about their day on a daily or almost daily basis (36% vs. 23%).

Parents are more likely to say they don't spend enough time with their teens than teens are to say the same about their parents


When it comes to the amount of time they spend with each other, parents and teens diverge in their assessments, with parents far more likely to say it's not enough. Among parents who live with their teens, 45% say they spend too little time with their teenage children; a quarter of teens say the same about the time they spend with their parents.² Most teens (65%) say they spend the right amount of time with their parents, while 9% say they spend too much time.

Teens from lower-income households are the most likely to say they spend too little time with their parents: Four-in-ten teens in households with annual incomes below \$30,000 say this, compared with roughly one-in-five in households with higher incomes. These same income differences are not evident among parents, however. Similar shares of parents across income levels say they spend too little time with their teenage children.

Among parents who live with their teens, fathers are more likely than mothers to say they spend too little time with their teenage children (53% vs. 39%).

Four-in-ten teens in lower-income households say they spend too little time with their parents

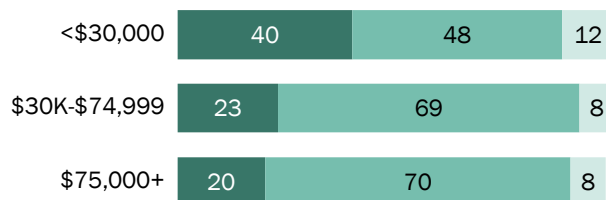
% of parents who say they spend ___ time with their teenage children



% of teens who say they spend ___ time with their parents



Among teens - Household income



Note: Share of respondents who didn't offer an answer not shown. Parents refers to those with children ages 12 to 17 living in their household. Teens were asked about the time they spend with the parent(s) they live with most of the time.

Source: Surveys of U.S. adults conducted Sept. 24-Oct. 7, 2018, and U.S. teens ages 13 to 17 conducted Sept. 17-Nov. 25, 2018. "Most U.S. Teens See Anxiety and Depression as a Major Problem Among Their Peers"

PEW RESEARCH CENTER

² Teens who do not live with both of their parents were asked about the time they spend with the parent they live with most of the time. The question for parents was asked of those with children ages 12 to 17 living in their household. Parents were interviewed in a separate survey conducted online using Pew Research Center's American Trends Panel (ATP). For more details, see the [ATP Methodology](#).

Majority of teens say they get a hug or kiss from their parents almost daily

When asked about interactions with their parents, about six-in-ten teens (59%) say they get a hug or kiss from their parents every day or almost every day.

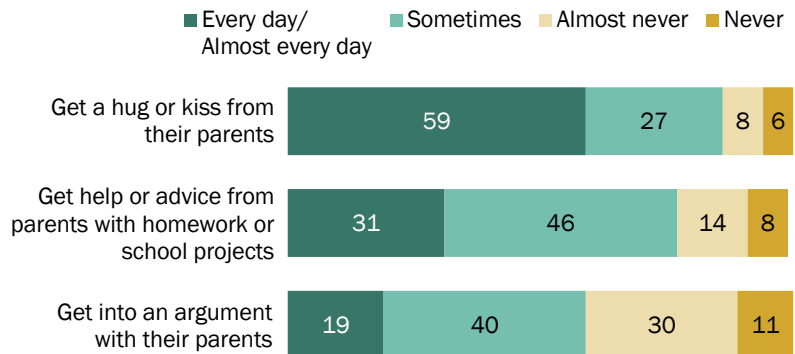
Roughly three-in-ten (31%) say they get help or advice from their parents with homework or school projects on a daily or almost daily basis, and 19% say they regularly get into arguments with their parents.

Girls and boys are about equally likely to say they get a hug or kiss from their parents every day or almost every day, as are teens from different socio-economic backgrounds.

The share of teens who say their parents help them with homework or school projects every day or almost every day is considerably lower than it was two decades ago. A Public Agenda survey conducted in 1996 found that, at that time, about half of teens (48%) reported daily or almost daily involvement from parents in their schoolwork.³

About three-in-ten teens say they get help from parents with schoolwork almost every day

% of teens saying they experience each of the following ...



Note: Share of respondents who didn't offer an answer not shown.

Source: Survey of U.S. teens ages 13 to 17 conducted Sept. 17-Nov. 25, 2018.

"Most U.S. Teens See Anxiety and Depression as a Major Problem Among Their Peers"

PEW RESEARCH CENTER

³ For more details on the 1996 survey, see the report [topline](#).

Acknowledgments

This report is a collaborative effort based on the input and analysis of the following individuals. Find related reports online at pewresearch.org/socialtrends

Kim Parker, *Director, Social Trends Research*
Juliana Horowitz, *Associate Director, Research*
Nikki Graf, *Research Associate*
Ruth Igielnik, *Senior Researcher*
Anna Brown, *Research Analyst*
Anthony Cilluffo, *Research Assistant*
Deja Thomas, *Research Assistant*
Claudia Deane, *Vice President, Research*
Jessica Pumphrey, *Communications Associate*
Michael Keegan, *Information Graphics Designer*
David Kent, *Copy Editor*
Travis Mitchell, *Digital Producer*

In addition, the project benefited greatly from the guidance of the Pew Research Center methodology team: Courtney Kennedy, Andrew Mercer, Nick Bertoni, Nick Hatley and Arnold Lau, and from feedback provided by the following Pew Research Center researchers: Philip Schwadel, Aaron Smith and Monica Anderson; and Amanda Lenhart, Deputy Director, Better Life Lab, New America.

Methodology

Teens survey methodology

The teens survey was conducted using the NORC AmeriSpeak panel. AmeriSpeak is a nationally representative, probability-based panel of the U.S. household population. Randomly selected U.S. households are sampled with a known, nonzero probability of selection from the NORC National Frame, and then contacted by U.S. mail and telephone. A subsample of nonresponding households is selected to receive additional, in-person follow-up from field interviewers. More details about the NORC AmeriSpeak panel methodology are available [here](#).

This particular survey featured interviews with 920 teens ages 13 to 17. Interviews were conducted online and by telephone from Sept. 17 to Nov. 25, 2018. Of the 920 teens, 389 were sampled directly from NORC's AmeriSpeak Teen Panel. These are teens living in empaneled households who have already agreed to participate in surveys and for whom parental consent has already been obtained. The remaining 531 teens came from a sample of AmeriSpeak households known to have at least one child ages 12 to 17. In these households, sampled adults were screened to confirm that they were the parent or guardian of a teen ages 13 to 17 and were asked to solicit the participation of their teen. Interviews are conducted in both English and Spanish.

The teens survey had a survey completion rate of 55% (920 completed interviews out of 1,683 screened eligible panelists for whom parental consent was granted). After accounting for nonresponse to the panel recruitment surveys, attrition, and nonresponse to the parental screener, the weighted cumulative response rate for the teens survey is 5%.

The AmeriSpeak teen sample was weighted in a multistep process that began with the panel base sampling weights that reflect each household's probability of selection and the fact that some households are subsampled for in-person nonresponse follow-up. These household-level weights were then further adjusted for nonresponse and unknown eligibility. These household-level weights were passed on to all eligible adults in each participating household and further adjusted to correct for within-household nonresponse, and calibrated to match the U.S. Census Bureau's Current Population Survey (CPS) on age, sex, education, race/Hispanic ethnicity, housing tenure, telephone status and census division to create the final panel weights.

Empaneled teens already belonging to the AmeriSpeak Teen Panel received the same weight as their parent. For the 389 who completed the survey, a nonresponse ratio adjustment was performed using the teen's age, gender, race/ethnicity, and their parents' highest level of education.

For parents who completed the screener and consented to their child's participation, a ratio adjustment was performed using the parents' age, gender, race/ethnicity, and education to correct for nonresponse and non-consent. This weight was then passed on to the eligible teen. For the 531 non-empaneled teens recruited through their parents, a final ratio adjustment based on their parents' age, gender, race/ethnicity and education was performed.

Finally, the empaneled and non-empaneled teens were combined, and the data were raked to match the 2018 CPS March supplement with respect to age, gender, race/Hispanic ethnicity, census division, parents' highest level of education and household size.

Sampling errors and statistical-significance tests take into account the effect of weighting. The following table shows the unweighted sample sizes and the error attributable to sampling that would be expected at the 95% level of confidence for different groups in the survey:

Group	Unweighted sample size	Plus or minus ...
Teens ages 13-17	920	4.8 percentage points
Boys	461	7.0 percentage points
Girls	454	6.6 percentage points
<i>Household income</i>		
Less than \$30K	210	10.1 percentage points
\$30K to \$74,999	326	8.5 percentage points
\$75K and up	384	7.1 percentage points

In addition to sampling error, one should bear in mind that question wording and practical difficulties in conducting surveys can introduce error or bias into the findings of opinion polls.

Sample sizes and sampling errors for other subgroups are available upon request.

© Pew Research Center, 2019