

FOR RELEASE November 4, 2015

# Raising Kids and Running a Household: How Working Parents Share the Load

*In Close to Half of Two-Parent  
Families, Both Mom and Dad Work  
Full Time*

**FOR FURTHER INFORMATION  
ON THIS REPORT:**

Kim Parker, Director of Social Trends Research  
Juliana Menasce Horowitz, Associate Director  
Molly Rohal, Communications Manager

202.419.4372

[www.pewresearch.org](http://www.pewresearch.org)

RECOMMENDED CITATION: Pew Research Center, November, 2015, "Raising Kids and Running a Household: How Working Parents Share the Load"

# Raising Kids and Running a Household: How Working Parents Share the Load

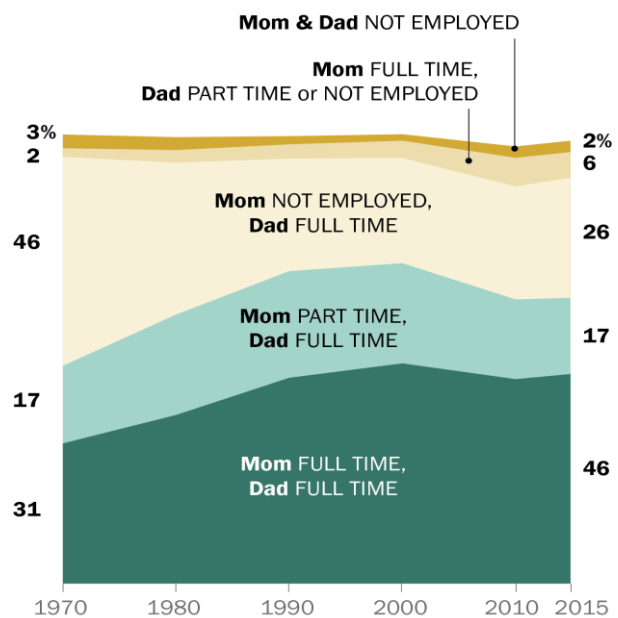
## *In Close to Half of Two-Parent Families, Both Mom and Dad Work Full Time*

Family life is changing, and so, too, is the role mothers and fathers play at work and at home. As more mothers have entered the U.S. workforce in the past several decades, the share of two-parent households in which both parents work full time now stands at 46%, up from 31% in 1970. At the same time, the share with a father who works full time and a mother who doesn't work outside the home has declined considerably; 26% of two-parent households today fit this description, compared with 46% in 1970, according to a new Pew Research Center analysis of Current Population Survey data.

In economic terms, families with two full-time working parents are better off than other families. The median household income for families with two full-time working parents and at least one child under 18 at home is \$102,400, compared with \$84,000 for households where the father works full time and the mother works part time and \$55,000 for households where the father works full time and the mother is not employed. But as a new Pew Research Center survey shows, balancing work and family poses challenges for parents. In fact, more than half (56%) of all working parents say this balancing act is difficult. Among working mothers, in particular, 41% report that being a parent has made it harder for them to advance in their career; about half that share of working fathers (20%) say the same.

### **In Nearly Half of Two-Parent Households, Both Mom and Dad Work Full-Time**

*% of couples, by work arrangement*



Note: Based on employment status in the prior year among male/female married couples with at least one child younger than 18 in the household. Both married and cohabiting couples included since 2010. Data regarding cohabiting couples unavailable for earlier years. Other work arrangements not shown; same-sex couples are excluded.

Source: Pew Research Center analysis of March Current Population Surveys Integrated Public Use Microdata Series (IPUMS-CPS), 1970-2015

PEW RESEARCH CENTER

The survey, conducted Sept. 15-Oct. 13, 2015, among 1,807 U.S. parents with children younger than 18, also shows that in two-parent families, parenting and household responsibilities are shared more equally when both the mother and the father work full time than when the father is employed full time and the mother is employed part time or not employed.<sup>1</sup> But even in households where both parents work full time, many say a large share of the day-to-day parenting responsibilities falls to mothers.

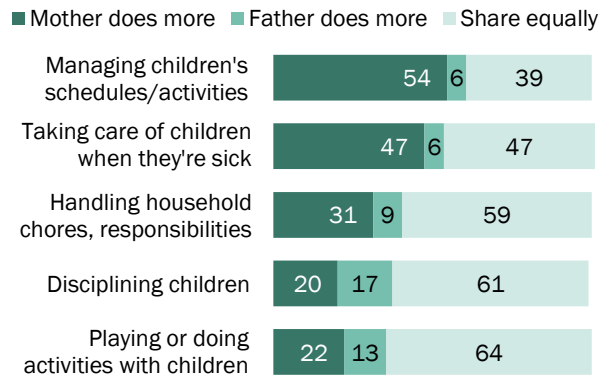
About half (54%) of parents in households where both the mother and the father work full time say that, in their family, the mother does more when it comes to managing the children's schedules and activities; 47% also say this is the case when it comes to taking care of the children when they're sick. But most parents in this type of household say the mother and the father share tasks about equally when it comes to household chores and responsibilities (59%), disciplining (61%) and playing or doing activities with the kids (64%).

In households where the father works full time and the mother works part time or not at all, the distribution of labor when it comes to childcare and housekeeping is less balanced. These moms take on more of the responsibility for parenting tasks and household chores than those who work full time.

It is important to note, however, that there's a significant gender gap in how mothers and fathers describe their household's distribution of labor. Mothers in two-parent households, regardless of work status, are more likely to report that they do more on each of the items tested in the survey than fathers are to say their spouse or partner does more. For their part, fathers are generally more likely than mothers to say that these responsibilities are shared about equally. For example, 64% of mothers in two-parent households say that they do more than their spouse or partner when it comes to managing their children's schedule and activities. And while many fathers (53%)

## Division of Labor in Households with Two Full-Time Working Parents

*% of parents in households where both parents are employed full time saying ...*



Note: Based on respondents who work full time and are married to or living with a partner who works full time and is the parent of at least one of the respondent's children (n=531). Voluntary responses of "Other" and "Don't know/Refused" not shown.

Source: Pew Research Center survey of parents with children under 18, Sept. 15-Oct. 13, 2015

PEW RESEARCH CENTER

Q35a-e

<sup>1</sup> Throughout this report, mentions of Pew Research survey respondents in two-parent households refer to couples who are married or cohabiting and have at least one child under 18 together.

concede that the mom in their household does more of this than they do, dads are much more likely than moms to say this responsibility is shared equally (41% vs. 31% of moms).

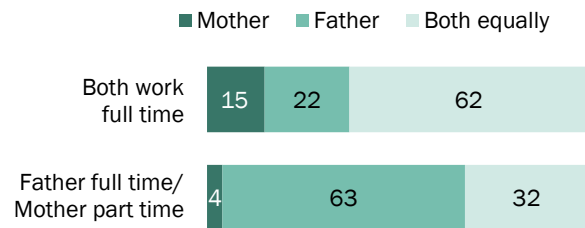
While mothers and fathers offer somewhat different views of the division of labor in their household, there is general agreement about who in their family is more job- or career-focused. For example, in two-parent households where the mother and father work full time, 62% say both are equally focused on work, while about one-in-five (22%) say the father is more focused and 15% say the mother is. Differences in the responses to this question between mothers and fathers in this type of household are modest.

In households where the father works full time and the mother works part time, a 63% majority, including 71% of fathers and 57% of mothers, say that, in their family, the father is more focused on his job or career than the mother; about a third (32%) say both are equally focused and 4% say the mother is more focused.

Across all two-parent households where both parents are employed at least part time, 59% say the father earns more than the mother, 17% say the mother earns more, and 23% say they earn about the same. Perhaps not surprisingly, 83% of parents in families where the father is employed full time and the mother is employed part time say the father earns more, while 3% say the mother does and 14% say they earn about the same. Yet, even in families where both parents work full time, half say the father is the top earner, while 22% say the mother is and 26% say they earn about the same amount.

### When Both Parents Work Full Time, Most Say Neither Career Takes Priority

*% of working parents in two-parent households saying \_\_\_ is more focused on his/her job or career*



Note: Based on respondents who are employed part time or full time and are married to or living with a partner who is employed full time or part time and is the parent of at least one of the respondent's children (n=811). "Don't know/Refused" responses not shown.

Source: Pew Research Center survey of parents with children under 18, Sept. 15-Oct. 13, 2015

PEW RESEARCH CENTER

Q95

## Striking a Work-Family Balance Is Hard, Most Parents Say

For many working parents, balancing their jobs and their family obligations can be a challenge. Among all working parents with children under age 18, more than half (56%) say it is difficult for them to balance the responsibilities of their job with the responsibilities of their family, with 14% saying this is very difficult and 42% say it's somewhat difficult.

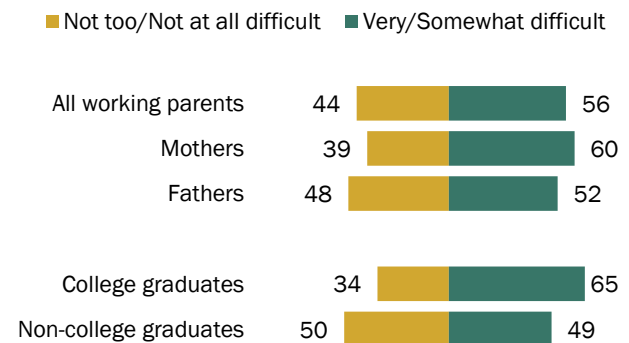
Working mothers (60%) are somewhat more likely than fathers (52%) to say it's difficult for them to balance work and family, and this is particularly the case for mothers who work full time. In fact, one-in-five full-time working moms say balancing the two is *very* difficult for them, compared with 12% of dads who work full time and 11% of moms who work part time.<sup>2</sup>

There is a significant education gap in attitudes about balancing work and family, with college-educated mothers and fathers much more likely than those without a college degree to say it is difficult for them to balance the responsibilities of their job and their family. Among working mothers with a college or post-graduate degree, 70% say it is difficult for them to balance work and family life; 52% of mothers without a college degree say the same. Similarly, among working fathers, 61% of college graduates say this is difficult for them, compared with 47% of non-college graduates. These differences hold even when controlling for the fact that college-educated parents are more likely to work full time.

There is also a racial gap in these attitudes. White parents are more likely than those who are non-white to say it is difficult for them to balance work and family.<sup>3</sup> About six-in-ten (57%) white working fathers say this is the case, compared with 44% of non-white fathers. Among working moms, 65% of those who are white say it is difficult for them to balance the responsibilities of their

### Six-in-Ten Working Moms Say Balancing Job and Family Is Difficult

% saying it is \_\_\_\_ for them to balance the responsibilities of their job with the responsibilities of their family



Note: Based on all full- or part-time working parents (n=1,411). College graduates are those who have a bachelor's degree or more education. "Don't know/Refused" responses not shown.

Source: Pew Research Center survey of parents with children under 18, Sept. 15-Oct. 13, 2015

PEW RESEARCH CENTER

Q33

<sup>2</sup> The number of part-time working fathers in the sample is too small to analyze.

<sup>3</sup> White parents do not include Hispanics. Non-white parents include those who are Hispanic or any race other than white.

job with the responsibilities of their family; about half (52%) of non-white working mothers say the same.

For working parents, attitudes toward balancing their job and their family life are highly correlated with their experiences as parents. For example, parents who say it is hard for them to strike the right balance between work and family are far less likely than parents who don't to report that being a parent is enjoyable all of the time (36% vs. 50%). And by a narrower but significant margin, working parents who find it hard to balance work and family are also less inclined than those who don't to say being a parent is rewarding all of the time (48% vs. 57%).

Overall, relatively few working parents (9%) say parenting is stressful for them all of the time. But a significant share say that parenting is stressful all or most of the time, and that sentiment is much more common among parents who say they have difficulty balancing work and family life (32% compared with 15% of those who say achieving a work-life balance is not difficult for them). In addition, four-in-ten (39%) of those who say it is hard for them to balance their responsibilities at work and at home find being a parent tiring at least most of the time; of those who say it's not difficult for them to strike a balance, 23% say being a parent is tiring at least most of the time.

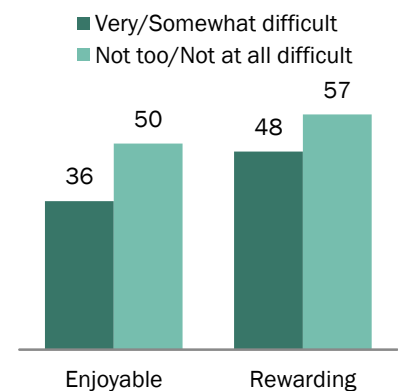
## Few Say Being a Working Parent Interferes with Career Advancement

While balancing work and family life can be difficult for many working parents, the survey suggests that being a parent doesn't necessarily interfere with career advancement. When asked if being a parent has made it harder or easier to advance in their job or career or if it has had no impact, a majority (59%) of working parents say it has not made a difference. Three-in-ten say being a parent has made it harder for them to advance at work, and one-in-ten say being a parent has made it easier.

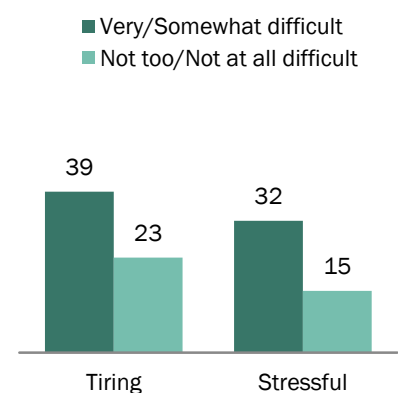
These overall numbers mask the disproportionate impact

### Experiences as Parents Are Related to Work-Family Balance

% of working parents saying being a parent is (enjoyable/rewarding) **all** of the time among those who say balancing work and family is ...



% of working parents saying being a parent is (tiring/stressful) **all or most** of the time among those who say balancing work and family is ...



Note: Based on all full- or part-time working parents (n=1,411).

Source: Pew Research Center survey of parents with children under 18, Sept. 15-Oct. 13, 2015

PEW RESEARCH CENTER Q29a-d & Q33

women say being a working parent has on their careers. Mothers are twice as likely as fathers to say being a working parent has made it harder for them to advance in their job or career. About four-in-ten working mothers (41%) say this, compared with two-in-ten working fathers. And mothers who work part time are just as likely as those who work full time to say being a working mother has made it harder for them to move ahead in their job.

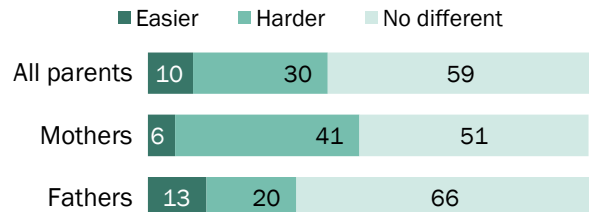
For working mothers who have a spouse or partner who is more focused on his job than they are, being a working parent may have more of an impact on career advancement. About half (48%) of working mothers who say their spouse or partner is more focused on his work also say being a parent has made it harder for them to get ahead at work. By comparison, 30% of mothers who say they and their spouse or partner are equally focused on their careers say being a working parent has made it harder for them to advance in their job.

## Four-in-Ten Full-Time Working Moms *Always* Feel Rushed

Most parents, including at least eight-in-ten mothers (86%) and fathers (81%), say they feel rushed at least sometimes. But for many mothers who work full time, feeling rushed is an almost constant reality. In fact, four-in-ten full-time working moms say they *always* feel rushed, even to do the things they have to do; an additional 50% say they sometimes feel rushed and just 10% never feel rushed.

## Moms More Likely to Say Parenting Interferes with Career Advancement

*% who say being a working parent has made career advancement ...*



Note: Based on all full- or part-time working parents (n=1,411). Voluntary responses of "Depends" and "Don't know/Refused" not shown.

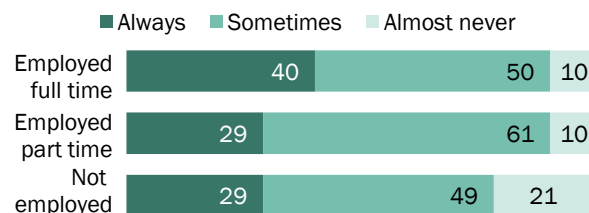
Source: Pew Research Center survey of parents with children under 18, Sept. 15-Oct. 13, 2015

PEW RESEARCH CENTER

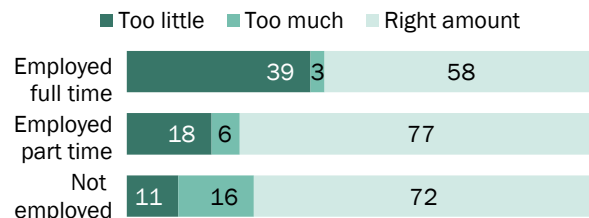
Q34

## More Full-Time Working Moms Say They Always Feel Rushed, Spend Too Little Time with Their Kids

*% of mothers saying they \_\_\_\_ feel rushed among those who are ...*



*% of mothers saying they spend \_\_\_\_ time with their children among those who are ...*



Note: Based on all mothers (n=870). "Don't know/Refused" responses not shown.

Source: Pew Research Center survey of parents with children under 18, Sept. 15-Oct. 13, 2015

PEW RESEARCH CENTER

Q2,12



In comparison, about three-in-ten mothers who are employed part time or not employed say they always feel rushed (29% in each group). But while 61% of moms who are employed part time say they *sometimes* feel rushed, fewer of those who are not employed (49%) feel similarly. In turn, mothers who do not work outside the home are about twice as likely as those who do to say they never feel rushed.

Full-time working moms are also more likely than mothers who are employed part time or not employed to say they spend too little time with their children and to say they don't have enough time away from their children to get together with friends or pursue hobbies or interests. And among those who are married or cohabiting, mothers who work full time are more likely than other moms to say they spend too little time with their partners.

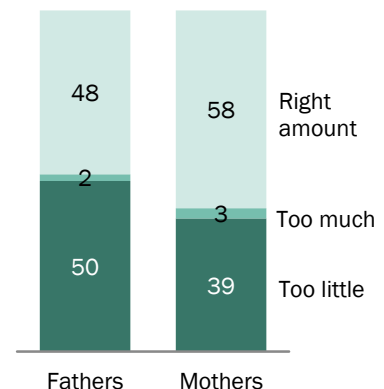
About four-in-ten (39%) mothers who are employed full time say they spend too little time with their kids, while 58% think they spend the right amount of time and just 3% say they spend too much time with their kids. At least seven-in-ten mothers who are employed part time (77%) or not employed (72%) say they spend about the right amount of time with their children, while 18% and 11%, respectively, say they spend too little time. About one-in-six (16%) mothers who do not work outside the home say they spend too much time with their kids; fewer (6%) of those who work part time say the same.

Among those who are married or cohabiting, 44% of mothers who work full time say they spend too little time with their partners, compared with 27% of moms who are employed part time and 34% of moms who are not employed. At least half in each group say they spend the right amount of time with their partners, while few say they spend too much time.

Fathers who work full time are no more likely than those who work part time or are not employed to say they always feel rushed (29% and 27%, respectively).<sup>4</sup> But fathers who are employed full time are somewhat more likely than other dads—and more likely than full-time working moms—to say they spend too little time with their kids. Half of full-time working dads say

### Among Full-Time Working Parents, More Dads Say They Don't Spend Enough Time with their Kids

*% of parents who are employed full time saying they spend \_\_\_ time with their children*



Note: Based on all full-time working parents (n=1,184). "Don't know/Refused" responses not shown.

Source: Pew Research Center survey of parents with children under 18, Sept. 15-Oct. 13, 2015

PEW RESEARCH CENTER

Q12

<sup>4</sup> Because only 43 fathers in the survey are employed part time and 78 are not employed, we are not able to look at these two groups separately.



this, compared with 41% of dads who are employed part time or not employed and 39% of full-time working moms.

When it comes to leisure time, about half or more of all parents—whether they are employed full time, part time, or not employed—say there’s not enough of it. Full-time working mothers are somewhat more likely than other mothers to say this is the case; about six-in-ten (59%) say they don’t have enough time away from their children to get together with friends or to pursue hobbies and other interests, compared with about half of mothers who are employed part time (48%) or are not employed (47%). Among fathers, the same shares of those who work full time and those who work part time or are not employed say they don’t have enough leisure time away from their children (53% each).

## Who Does More?

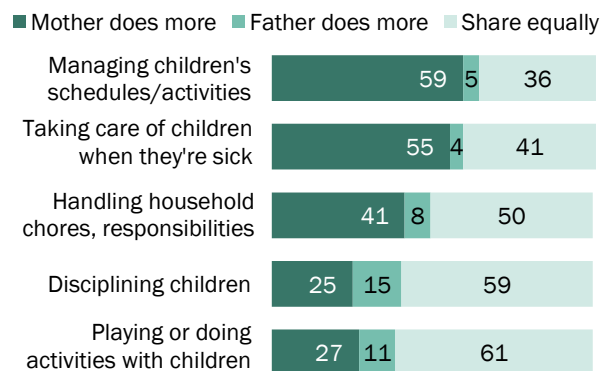
Most parents who are married or living with a partner with whom they share at least one child say that, in their household, the mother does more than the father when it comes to certain tasks related to their children. In particular, roughly six-in-ten (59%) say the mother plays a larger role in managing their children’s schedules and activities, while just 5% say the father does more and 36% say the parents share this responsibility equally.

Similarly, when it comes to taking care of sick children, 55% of married or cohabiting parents say the mother does more than the father; just 4% say the father does more, and 41% say both parents share this equally.

Mothers also tend to take on more household chores and responsibilities; 41% of married or cohabiting parents say this is the case in their households, compared with just 8% who say the father does more. Half say they and their partner share household chores and responsibilities about equally.

### In Two-Parent Households, Most Say Mothers Do More When It Comes to Scheduling and Sick Days

*% of parents who are married to or living with a partner saying ...*



Note: Based on respondents who are married to or living with a partner who is the parent of at least one of the respondent’s children (n=1,276). Voluntary responses of “Other” and “Don’t know/Refused” not shown.

Source: Pew Research Center survey of parents with children under 18, Sept. 15-Oct. 13, 2015

PEW RESEARCH CENTER

Q35a-e

The division of labor between mothers and fathers is more even when it comes to disciplining and playing or doing activities with children.

A quarter of married or cohabiting parents say the mother plays more of a disciplinarian role in their families, while 15% say the father does, and 59%

say both share this role equally. About as many (27%) say the mother does more when it comes to playing or doing activities with their children; 11% say the father does more, and 61% say both play or do activities with their children about equally.

## More Balance in Households with Two Full-Time Working Parents, but Many Still Say Mother Does More

*% of parents in each type of two-parent household saying ...*

	Father and mother employed full time			Father employed full time/ Mother part time or not employed		
	Mother does more	Father does more	Share equally	Mother does more	Father does more	Share equally
	%	%	%	%	%	%
Managing children's schedules/activities	54	6	39	69	2	29
Taking care of children when they're sick	47	6	47	67	2	32
Handling household chores, responsibilities	31	9	59	53	5	42
Disciplining children	20	17	61	30	13	56
Playing or doing activities with children	22	13	64	34	6	60

Note: Based on respondents who are married to or living with a partner who is the parent of at least one of the respondent's children (n=1,276). Voluntary responses of "Other" and "Don't know/Refused" not shown.

Source: Pew Research Center survey of parents with children under 18, Sept. 15-Oct. 13, 2015

PEW RESEARCH CENTER

Q35a-e

In households where both parents work full time, mothers and fathers tend to share some responsibilities more equally. For example, about six-in-ten (59%) parents in these households say this is the case when it comes to household chores and responsibilities. Still, about three-in-ten (31%) say the mother takes on more of this, while 9% say the father does. And while 47% of parents in two-parent households where both the mother and the father work full time say they and their partner play about an equal role when it comes to taking care of sick children, the same share says the mother does this more than the father. Just 6% in this type of household say the father does more.

Parents in households where both parents work full time report that mothers are doing more than fathers when it comes to managing their children's schedules and activities. Some 54% say the mother does more in this area, while 6% say the father does and 39% say parents share this responsibility about equally.

Perhaps not surprisingly, in households where the father is employed full time and the mother is either not employed or is employed part time, childcare responsibilities usually fall to the mother.

For example, about two-thirds of parents in these households say the mother does more when it comes to managing the children's schedules and activities (69%) and caring for them when they're sick (67%).

## Perceptions of Division of Labor Vary by Gender

Mothers and fathers in two-parent households differ in their perceptions of how they split certain responsibilities. The gap is especially pronounced when it comes to household chores and responsibilities. Half of mothers in two-parent households say they do more than their partners in this area, compared with 32% of fathers who say their wives or partners do more. Fathers, for their part, are more likely to say they and their partners share household chores and responsibilities about equally: More than half (56%) say this is the case, while 46% of mothers agree.

Similarly, while about six-in-ten mothers say they do more than their partners when it comes to managing their children's schedules and activities (64%) and taking care of their children when they're sick (62%), fewer fathers agree that, in their households, mothers do more in each of these areas (53% and 47%, respectively). In these areas, too, fathers are more likely than mothers to say they and their partners share responsibilities about equally.


To varying degrees, these gender differences in perceptions of who does more are evident in two-parent households where both parents work full time as well as in households where the father is employed full time and the mother is employed part time or is not employed. Where there are differences, mothers are more likely to say they do more than fathers are to say that their partner does more, while fathers tend to say responsibilities are shared about equally.

### Mothers More Likely to See an Uneven Division of Labor at Home


*% of fathers and mothers who are married or living with a partner saying ...*

■ Mother does more ■ Father does more ■ Share equally


#### Managing children's schedules/activities



#### Taking care of children when they're sick



#### Household chores and responsibilities



Note: Based on respondents who are married to or living with a partner who is the parent of at least one of the respondent's children (n=1,276). Voluntary responses of "Other" and "Don't know/Refused" not shown.

Source: Pew Research Center survey of parents with children under 18, Sept. 15-Oct. 13, 2015

PEW RESEARCH CENTER

Q35a,b,e

## Focusing on Career and Raising a Family

In households where both the mother and father are working at least part time, about half (52%) say that both are equally focused on their job or career. Where there is an imbalance, parents are nearly three times as likely to say that the father in the household is more focused on his career than the mother is focused on hers (35% vs. 13%).

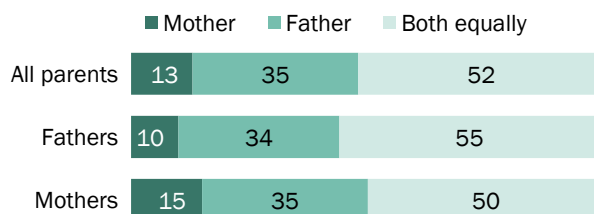
Mothers and fathers in these households generally agree about who is more focused on work. For example, 10% of fathers say their spouse or partner is more focused on work and 34% say they are more focused. Among mothers, 15% say they are more focused on work, while 35% say their spouse or partner is.

Among full-time working parents with a spouse or partner who also works full time, most (62%) report that mom and dad are equally focused on their careers. Only 15% of parents in these households say that the mother is more focused on her job, and 22% say the father is more focused on his job.

The situation is much different in households where the father works full time and the mother works part time. A majority of parents (63%) in these households (71% of fathers and 57% of mothers) say the father is more focused on work than the mother is, while 32% say they are equally focused and just 4% say the mother is more focused than the father.

## About Three Times as Many Say Dad Prioritizes His Career as Say Mom Does

*% of working parents in two-parent households saying \_\_\_ is more focused on their job or career*



Note: Based on respondents who are employed part time or full time and are married to or living with a partner who is employed full time or part time and is the parent of at least one of the respondent's children (n=811). "Don't know/Refused" responses not shown.

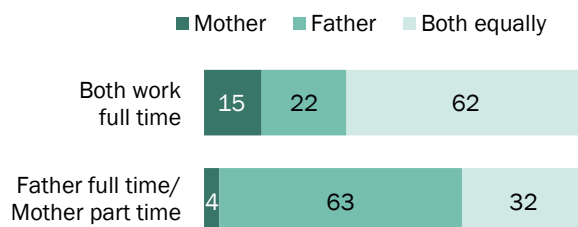
Source: Pew Research Center survey of parents with children under 18, Sept. 15-Oct. 13, 2015

PEW RESEARCH CENTER

Q95

## When Both Parents Work Full Time, Career Focus Is Shared

*% of working parents in two-parent households saying \_\_\_ is more focused on his/her job or career*



Note: Based on respondents who are employed part time or full time and are married to or living with a partner who is employed full time or part time and is the parent of at least one of the respondent's children (n=811). "Don't know/Refused" responses not shown.

Source: Pew Research Center survey of parents with children under 18, Sept. 15-Oct. 13, 2015

PEW RESEARCH CENTER

Q95

Among fathers in two-parent households, there is a significant racial gap in terms of how focused they say they are on their job compared with their spouse or partner. White fathers (39%) are much more likely than non-white fathers (19%) to say they are more focused on their career than their spouse or partner is. Among non-white fathers, a solid majority (69%) say they and their spouse or partner are equally focused on their jobs, compared with half of white fathers.

## Who Earns More in Two-Parent Households?

While half of working parents say they and their spouses or partners are equally focused on their careers, the same is not true when it comes to compensation. Only 26% of parents in households where both parents work full time say they and their spouses or partners earn about the same amount of money. Half say the father makes more, and 22% say the mother makes more.

These findings are comparable to government data that show in 52% of married couples in which the mother and father worked full time, the father earned more in 2014. In 24% of these households the mother earned more, and in the remaining 23% the mother and father earned about the same amount. Fathers earned more in the vast majority of households (86%) where the father worked full time and the mother worked part time.<sup>5</sup>

In the Pew Research survey, among mothers in two-parent households, those who work full time (24%) are more likely than those who work part time (4%) to report that they earn more than their husband or partner. Even so, 44% of full-time working mothers in two-parent households say their spouse or partner earns more than they do; 32% say they earn about the same amount. Among part-time working moms, 78% say their husband or partner earns more than they do.

Similarly, working mothers with a college education are more likely than those who have not finished college to say that they out-earn their spouse or partner (23% vs. 8%). About half (51%) of

---

### Fathers Out-Earn Mothers in Most Two-parent Households

*% of working parents in two-parent households saying ...*

Who earns more?	Two-working parents	
	Both work full time	Father full time, mother part time
	%	%
Father	50	83
Mother	22	3
Earn about the same	26	14
Don't know/Ref.	<u>2</u>	<u>*</u>
	100	100

Note: Based on respondents who are employed part time or full time and are married to or living with a partner who is employed full time or part time and is the parent of at least one of the respondent's children (n=811).

Source: Pew Research Center survey of parents with children under 18, Sept. 15-Oct. 13, 2015

PEW RESEARCH CENTER

Q96

---

<sup>5</sup> Based on the share of the couple's salary and wage income in 2014 which was earned by the wife, among male/female married couples with children under 18 in the household. These data exclude the less than 1% of cases where neither the mother nor the father has positive wages or salary.

college-educated working moms say that their spouse or partner earns more than them, and 25% say that they earn about the same amount.

In households where parents report that they are equally focused on their careers, half (50%) say that the father earns more than the mother. Some 18% say that the mother earns more in those households, and 30% say they earn about the same amount. In households where the father is more focused on his career than the mother, 84% say the father earns more, 5% say the mother earns more and 10% say they earn about the same amount. In families where the mom is more focused on her career than the dad is on his, a plurality (46%) say the mother earns more; three-in-ten in these households say the father earns more, and 24% say they earn about the same amount.

## About the Survey

The analysis in this report is based on telephone interviews conducted from Sept. 15 to Oct. 13, 2015, among a nationally representative sample of 1,807 parents, 18 years of age or older, with children under 18, living in all 50 U.S. states and the District of Columbia (635 respondents were interviewed on a landline telephone and 1,172 were interviewed on a cell phone, including 697 who had no landline telephone). The survey was conducted by interviewers at Princeton Data Source under the direction of Princeton Survey Research Associates International.

A combination of landline and cell phone random digit dial (RDD) samples was used; both samples were provided by Survey Sampling International. Interviews were conducted in English and Spanish. Respondents in the landline sample were selected by randomly asking for the youngest adult male or female who was home at the time. Interviews in the cell sample were conducted with the person who answered the phone, if that person was an adult 18 years of age or older. To supplement the fresh RDD sample, interviews were also completed among a sample of parents who recently participated in the PSRAI Weekly Omnibus survey and a recent Pew Research Center political survey. Approximately half of respondents were obtained from the RDD sample and half from the callback sample.

For the RDD sample, the combined landline and cell phone sample are weighted using an iterative technique that matches gender, age, education, race, Hispanic origin and nativity, and region to parameters of parents from the 2013 Census Bureau's American Community Survey and population density to parameters from the 2010 Decennial Census. The sample also is weighted to match current patterns of telephone status (landline only, cell phone only, or both landline and cell phone), based on extrapolations from the 2014 National Health Interview Survey. The weighting procedure also accounts for the fact that respondents with both landline and cell phones have a greater probability of being included in the combined sample and adjusts for household size among respondents with a landline phone.

For the callback sample, the final weight used in the original survey was applied as the first-stage weight. The second stage of weighting balances sample demographics to population parameters of parents as described above. The population density and phone use parameters were derived from an analysis of all Pew political survey data collected in 2015. The margins of error reported and statistical tests of significance are adjusted to account for the survey's design effect, a measure of how much efficiency is lost from the weighting procedures.

For detailed information about our survey methodology, see <http://www.pewresearch.org/methodology/u-s-survey-research/>



The following table shows the unweighted sample sizes and the error attributable to sampling that would be expected at the 95% level of confidence for different groups in the survey:

<b>Group</b>	<b>Unweighted sample size</b>	<b>Plus or minus ...</b>
Total sample	1,807	2.7 percentage points
Fathers	937	3.7 percentage points
Mothers	870	3.9 percentage points

Sample sizes and sampling errors for other subgroups are available upon request.

In addition to sampling error, one should bear in mind that question wording and practical difficulties in conducting surveys can introduce error or bias into the findings of opinion polls.

Pew Research Center is a nonprofit, tax-exempt 501(c)(3) organization and a subsidiary of The Pew Charitable Trusts, its primary funder.

**PEW RESEARCH CENTER  
2015 SURVEY OF AMERICAN PARENTS  
FINAL TOPLINE  
SEPTEMBER 15–OCTOBER 13, 2015**

**NOTE: ALL NUMBERS ARE PERCENTAGES. THE PERCENTAGES LESS THAN .5% ARE REPLACED BY AN ASTERIKS (\*). COLUMNS/ROWS MAY NOT TOTAL 100% DUE TO ROUNDING.**

	<b>Sample Size</b>	<b>Margin of error at 95% confidence level</b>
Adult Parents (18+) of children under age 18	1,807	+/- 2.7% points
<i>Fathers</i>	937	+/- 3.7% points
<i>Mothers</i>	870	+/- 3.9% points

**QUESTION 1 HELD FOR FUTURE RELEASE**

**BASED ON PARENTS OF CHILDREN UNDER AGE 18:**

Q.2 In general, how do you feel about your time? Would you say that you always feel rushed even to do the things you have to do, only sometimes feel rushed, or almost never feel rushed?

<u>Total</u>		<u>Fathers</u>	<u>Mothers</u>
31	Always	28	33
53	Sometimes feel rushed	53	53
15	Almost never feel rushed	18	13
1	Don't know/Refused <b>(VOL.)</b>	1	*

**Trends for comparison:**

	<u>Always</u>	<u>Sometimes feel rushed</u>	<u>Almost never feel rushed</u>	<u>DK/Ref. (VOL.)</u>
<i>Nov 2012</i>	34	46	18	1
<i>Dec 2005</i>	31	56	12	*
<i>PSRA/National Commission on Children Sept-Nov 1990<sup>6</sup></i>	27	57	15	*

**ASK ALL PARENTS OF CHILDREN UNDER AGE 18:**

M.1 Are you currently married, living with a partner, divorced, separated, widowed, or have you never been married? **[IF R SAYS "SINGLE," PROBE TO DETERMINE WHICH CATEGORY IS APPROPRIATE]**

<u>Total</u>		<u>Fathers</u>	<u>Mothers</u>
70	Married	74	66
8	Living with partner	9	8
9	Divorced	8	10
3	Separated	3	4
1	Widowed	*	1
8	Never been married	5	11
*	Don't know/Refused <b>(VOL.)</b>	*	*

<sup>6</sup> The 1990 survey was based on adult parents who live with their children. The question read, "In general, how do you feel about your time? Would you say that you almost always feel rushed even to do the things you have to do, only sometimes feel rushed, or almost never feel rushed?" The share who said they "almost always feel rushed" is reported in the "Always" column in the table above.

**ASK IF LIVING WITH PARTNER (M1=2):**

M.2 Have you ever been married?

<u>Total</u>		<u>Fathers</u>	<u>Mothers</u>
35	Yes	---	---
63	No	---	---
2	Don't know/Refused (VOL.)	---	---
<b>(n=119)</b>		<b>(n=63)</b>	<b>(n=56)</b>

**ASK PARENTS OF CHILDREN UNDER AGE 18 WHO ARE MARRIED OR LIVING WITH PARTNER (M1=1,2):**

Q.2X Do you think you spend too much time with your (spouse/partner), too little time or about the right amount of time?

<u>Total</u>		<u>Fathers</u>	<u>Mothers</u>
2	Too much	2	3
38	Too little	39	37
59	Right amount	58	60
1	Don't know/Refused (VOL.)	1	1
<b>(n=1,438)</b>		<b>(n=787)</b>	<b>(n=651)</b>

**QUESTIONS 3-4 HELD FOR FUTURE RELEASE****ASK ALL PARENTS OF CHILDREN UNDER AGE 18:**E3 Are you now employed full-time, part-time or not employed? [**INTERVIEWER: IF RESPONDENT VOLUNTEERS THAT THEY WORK IN THE HOME, I.E. CARING FOR THEIR KIDS OR BEING A HOMEMAKER, ASK: Are you now employed FOR PAY full-time, part-time, or not employed for pay?**]

<u>Total</u>		<u>Fathers</u>	<u>Mothers</u>
75	Employed (NET)	89	64
61	Full-time	83	43
14	Part-time	5	21
25	Not employed (NET)	11	36
22	Not employed	8	33
1	Disabled (VOL.)	1	1
1	Retired (VOL.)	1	*
1	Student (VOL.)	*	1
*	Don't know/Refused (VOL.)	*	*

**NO QUESTIONS 5-6, 9-11****QUESTIONS 7-8 HELD FOR FUTURE RELEASE****IF RESPONDENT HAS ADULT CHILDREN (P2=1,2,9), READ:**

For the rest of this survey, please think only about your (child who is/children who are) under 18.

**ASK ALL PARENTS OF CHILDREN UNDER AGE 18:**

Q.12 Thinking about the time you spend with your (child/children)... Do you think you spend too much time with your (child/children), too little time or about the right amount of time?

<u>Total</u>		<u>Fathers</u>	<u>Mothers</u>
5	Too much	2	8
36	Too little	48	25
59	Right amount	50	66
*	Don't know/Refused (VOL.)	*	*

**QUESTION 12 CONTINUED...****Trend:**

	<u>Too much</u>	<u>Too little</u>	<u>Right amount</u>	<u>DK/Ref.</u> <b>(VOL.)</b>
Nov 2012	6	33	60	1

**NO QUESTIONS 13-14****ASK ALL PARENTS OF CHILDREN UNDER AGE 18:**

Q.15 Thinking about the time you have away from your (child/children) to get together with friends or pursue hobbies and other interests, would you say **[RANDOMIZE: (that you don't have enough time) or (that you have about the right amount of time)]** to do these things?

<u>Total</u>		<u>Fathers</u>	<u>Mothers</u>
51	Don't have enough time	51	50
46	About the right amount	46	46
2	Have no time <b>(VOL.)</b>	1	3
2	Don't know/Refused <b>(VOL.)</b>	2	1

**NO QUESTIONS 16-20, 25-28****QUESTIONS 21-24 HELD FOR FUTURE RELEASE****ASK ALL PARENTS OF CHILDREN UNDER AGE 18:**

Q.29 Would you say that for you, personally, being a parent is **[INSERT ITEM; RANDOMIZE]** all of the time, most of the time, just some of the time, or none of the time? How about **[NEXT ITEM]**?  
**[REPEAT AS NECESSARY: Would you say being a parent is [ITEM] all of the time, most of the time, just some of the time, or none of the time?]**

## a. Enjoyable

<u>Total</u>		<u>Fathers</u>	<u>Mothers</u>
43	All of the time	46	41
47	Most of the time	45	49
9	Some of the time	9	10
*	None of the time	*	*
*	Don't know/Refused <b>(VOL.)</b>	*	*

## b. Rewarding

<u>Total</u>		<u>Fathers</u>	<u>Mothers</u>
53	All of the time	54	52
35	Most of the time	33	36
11	Some of the time	12	10
*	None of the time	1	*
1	Don't know/Refused <b>(VOL.)</b>	1	2

## c. Stressful

<u>Total</u>		<u>Fathers</u>	<u>Mothers</u>
10	All of the time	9	11
15	Most of the time	15	15
65	Some of the time	63	67
9	None of the time	12	7
*	Don't know/Refused <b>(VOL.)</b>	*	*

**Q.29 CONTINUED...**

d. Tiring

<u>Total</u>		<u>Fathers</u>	<u>Mothers</u>
15	All of the time	13	17
18	Most of the time	15	21
55	Some of the time	56	54
11	None of the time	15	8
*	Don't know/Refused <b>(VOL.)</b>	*	*

**QUESTIONS 30-31 HELD FOR FUTURE RELEASE****NO QUESTION 32****RANDOMIZE Q.33 AND Q.34****ASK PARENTS OF CHILDREN UNDER AGE 18 WHO ARE EMPLOYED (E3=1,2):**

Q.33 How difficult would you say it is for you personally to balance the responsibilities of your job with the responsibilities of your family? Would you say it is ... **[READ IN ORDER]**

<u>Total</u>		<u>Fathers</u>	<u>Mothers</u>
56	<b>Difficult (NET)</b>	52	60
14	Very difficult	12	17
42	Somewhat difficult	40	43
44	<b>Not difficult (NET)</b>	48	39
29	Not too difficult	31	26
15	Not at all difficult	17	13
*	Don't know/Refused <b>(VOL.)</b>	*	1
<b>(n=1,411)</b>		<b>(n=825)</b>	<b>(n=586)</b>

**Trend:**

	<u>Difficult</u> <u>(NET)</u>	<u>Very</u> <u>difficult</u>	<u>Somewhat</u> <u>difficult</u>	<u>Not</u> <u>difficult</u> <u>(NET)</u>	<u>Not too</u> <u>difficult</u>	<u>Not at</u> <u>all</u> <u>difficult</u>	<u>DK/Ref.</u> <u>(VOL.)</u>
<i>Nov 2012</i>	53	15	37	47	32	15	1

**RANDOMIZE Q.33 AND Q.34****ASK PARENTS OF CHILDREN UNDER AGE 18 WHO ARE EMPLOYED (E3=1,2):**

Q.34 Overall, has being a (father/mother) made it harder or easier for you to advance in your job or career, or hasn't this made a difference?

<u>Total</u>		<u>Fathers</u>	<u>Mothers</u>
30	Has made it harder	20	41
10	Has made it easier	13	6
59	Hasn't made a difference	66	51
1	Depends <b>(VOL.)</b>	*	1
1	Don't know/Refused <b>(VOL.)</b>	1	1
<b>(n=1,411)</b>		<b>(n=825)</b>	<b>(n=586)</b>

**Trend for comparison:**

	<u>Makes it</u> <u>harder</u>	<u>Makes it</u> <u>easier</u>	<u>Hasn't made</u> <u>a difference</u>	<u>Depends</u> <u>(VOL.)</u>	<u>DK/Ref.</u> <u>(VOL.)</u>
<i>Oct 2013<sup>7</sup></i>	31	7	62	-	1

<sup>7</sup> The 2013 survey asked the question as part of a two-item battery with "be a good parent" and "advance in your job or career" and read, "Thinking about your job or career, do you think that being a working (father/mother) makes it harder or easier for you to advance in your job or career".

**ASK PARENTS OF CHILDREN UNDER AGE 18 WHO ARE NOT WIDOWED (M1=1,2,3,4,6,9):**

Q.35 When it comes to **[INSERT FIRST ITEM, RANDOMIZE; ALWAYS ASK ITEM e LAST]**, do you do more than your (spouse/partner/child's other parent/children's other parent), does your (spouse/partner/child's other parent/children's other parent) do more than you, or do you share this about equally? How about when it comes to **[ITEM]? [REPEAT AS NECESSARY: Do you do more than your (spouse/partner/child's other parent/children's other parent), does your (spouse/partner/child's other parent/children's other parent) do more than you, or do you share this about equally?]**

## a. Managing your (child's/children's) schedule and activities

<u>Total</u>		<u>Fathers</u>	<u>Mothers</u>
41	Respondent does more	11	65
24	Spouse/partner/other parent does more	48	4
34	Share about equally	41	29
1	Other	*	2
*	Don't know/Refused (VOL.)	*	*
<b>(n=1,780)</b>		<b>(n=933)</b>	<b>(n=847)</b>

## b. Taking care of your (child/children) when they are sick

<u>Total</u>		<u>Fathers</u>	<u>Mothers</u>
40	Respondent does more	10	66
20	Spouse/partner/other parent does more	42	2
38	Share about equally	47	31
1	Other	1	1
*	Don't know/Refused (VOL.)	*	*
<b>(n=1,780)</b>		<b>(n=933)</b>	<b>(n=847)</b>

## c. Disciplining your (child/children)

<u>Total</u>		<u>Fathers</u>	<u>Mothers</u>
35	Respondent does more	26	42
10	Spouse/partner/other parent does more	15	6
53	Share about equally	57	50
2	Other	1	2
*	Don't know/Refused (VOL.)	*	*
<b>(n=1,780)</b>		<b>(n=933)</b>	<b>(n=847)</b>

## d. Playing or doing activities with your (child/children)

<u>Total</u>		<u>Fathers</u>	<u>Mothers</u>
29	Respondent does more	19	38
13	Spouse/partner/other parent does more	22	6
56	Share about equally	58	54
1	Other	*	1
*	Don't know/Refused (VOL.)	*	*
<b>(n=1,780)</b>		<b>(n=933)</b>	<b>(n=847)</b>

e. **[IF MARRIED OR LIVING WITH PARTNER (M1=1,2)]** Household chores and responsibilities

<u>Total</u>		<u>Fathers</u>	<u>Mothers</u>
32	Respondent does more	11	50
17	Spouse/partner/other parent does more	31	4
51	Share about equally	57	45
*	Other	*	*
*	Don't know/Refused (VOL.)	*	0
<b>(n=1,438)</b>		<b>(n=787)</b>	<b>(n=651)</b>

**ASK PARENTS OF CHILDREN UNDER AGE 18 WHO ARE MARRIED OR LIVING WITH PARTNER (M1=1,2):**

E5 Is your (spouse/partner) now employed full-time, part-time or not employed? [**INTERVIEWER: IF RESPONDENT VOLUNTEERS THAT SPOUSE/PARTNER WORKS IN THE HOME, I.E. CARING FOR THEIR KIDS OR BEING A HOMEMAKER, ASK:** Is he or she now employed FOR PAY full-time, part-time, or not employed for pay?]

<u>Total</u>		<u>Fathers</u>	<u>Mothers</u>
82	Employed ( <b>NET</b> )	70	92
70	Full-time	52	87
11	Part-time	18	5
18	Not employed ( <b>NET</b> )	30	8
17	Not employed	29	6
1	Disabled ( <b>VOL.</b> )	*	1
*	Retired ( <b>VOL.</b> )	*	1
*	Student ( <b>VOL.</b> )	*	0
0	Don't know/Refused ( <b>VOL.</b> )	0	0
<b>(n=1,438)</b>		<b>(n=787)</b>	<b>(n=651)</b>

**NO QUESTIONS 36-39, 45-48, 51, 53, 55-56, 59-61, 64, 66, 69-73, 75-76, 78, 82-85, 87-89, 91**

**QUESTIONS 40, 41a, 41C, 42-44, 49, 50, 52, 54, 57-58, 62-63, 65, 67-68, 74, 77, 79-81, 86, 90, 92-94, AND SELECTED DEMOGRAPHICS HELD FOR FUTURE RELEASE**

**ASK IF MARRIED OR LIVING WITH PARTNER (M1=1,2) AND ONLY ONE CHILD (P1A=1):**

FAM3a Is your (spouse/partner) the parent of your child under 18, or not? **IF RESPONDENT VOLUNTEERS THAT SPOUSE/PARTNER IS A STEPPARENT, MARK 2 'NO'**

**ASK IF MARRIED OR LIVING WITH PARTNER (M1=1,2) AND TWO CHILDREN (P1A=2):**

FAM3b Is your (spouse/partner) the parent of both of your children under 18, one of your children, or neither of your children? **IF RESPONDENT VOLUNTEERS THAT SPOUSE/PARTNER IS A STEPPARENT, SAY THAT FOR THIS QUESTION WE ARE NOT COUNTING STEPPARENTS AS PARENTS**

**ASK IF MARRIED OR LIVING WITH PARTNER (M1=1,2) AND THREE OR MORE CHILDREN (P1A=3-99):**

FAM3c Is your (spouse/partner) the parent of all of your children under 18, some of your children, or none of your children? **IF RESPONDENT VOLUNTEERS THAT SPOUSE/PARTNER IS A STEPPARENT, SAY THAT FOR THIS QUESTION WE ARE NOT COUNTING STEPPARENTS AS PARENTS**

**FAM3a/FAM3b/FAM3c COMBO TABLE**

**BASED ON PARENTS OF CHILDREN UNDER AGE 18 WHO ARE MARRIED OR LIVING WITH PARTNER**

<u>Total</u>		<u>Fathers</u>	<u>Mothers</u>
81	All	79	83
6	Some	7	6
12	None	13	12
*	Don't know/Refused ( <b>VOL.</b> )	1	0
<b>(n=1,438)</b>		<b>(n=787)</b>	<b>(n=651)</b>



**ASK PARENTS OF CHILDREN UNDER AGE 18 WHO ARE MARRIED OR LIVING WITH PARTNER AND BOTH EMPLOYED [(M1=1,2 AND (E3=1,2 AND E5=1,2))]:**

Q.95 Now thinking about you and your (spouse/partner)... Overall, who would you say is more focused on their job or career? [**READ; RANDOMIZE OPTIONS 1 AND 2**]

<u>Total</u>		<u>Fathers</u>	<u>Mothers</u>
24	You	32	15
21	Your spouse/partner	10	33
55	Both about equally	58	51
*	Don't know/Refused ( <b>VOL.</b> )	*	1
<b>(n=912)</b>		<b>(n=508)</b>	<b>(n=404)</b>

**ASK PARENTS OF CHILDREN UNDER AGE 18 WHO ARE MARRIED OR LIVING WITH PARTNER AND BOTH EMPLOYED [(M1=1,2 AND (E3=1,2 AND E5=1,2))]:**

Q.96 Which of the following applies to your household income? [**READ; RANDOMIZE OPTIONS 1 AND 2**]

<u>Total</u>		<u>Fathers</u>	<u>Mothers</u>
39	You earn more than your spouse/partner	60	17
36	Your spouse/partner earns more than you	17	55
24	You and your spouse/partner earn about the same	21	27
1	Don't know/Refused ( <b>VOL.</b> )	1	1
<b>(n=912)</b>		<b>(n=508)</b>	<b>(n=404)</b>

**Trend for comparison:**

	<u>You earn more than you spouse/partner</u>	<u>Your spouse/partner earns more than you</u>	<u>You and your spouse/partner earn about the same</u>	<u>DK/Ref. (VOL.)</u>
<i>Gallup/USA Today: Dec 2008<sup>8</sup></i>	41	28	31	*

<sup>8</sup> In the 2008 survey, the question read, "Which of the following applies to your household income—you earn more than you spouse/partner, you and your spouse/partner earn about the same, or your spouse/partner earns more than you?"