

FOR RELEASE MARCH 18, 2020

U.S. Public Sees Multiple Threats From the Coronavirus – and Concerns Are Growing

Majorities express confidence in CDC and state and local officials

FOR MEDIA OR OTHER INQUIRIES:

Carroll Doherty, Director of Political Research
Jocelyn Kiley, Associate Director, Research
Nida Asheer, Communications Associate

202.419.4372

www.pewresearch.org

RECOMMENDED CITATION

Pew Research Center, March, 2020, “U.S. Public Sees Multiple Threats From the Coronavirus – and Concerns Are Growing”

About Pew Research Center

Pew Research Center is a nonpartisan fact tank that informs the public about the issues, attitudes and trends shaping America and the world. It does not take policy positions. It conducts public opinion polling, demographic research, content analysis and other data-driven social science research. The Center studies U.S. politics and policy; journalism and media; internet, science and technology; religion and public life; Hispanic trends; global attitudes and trends; and U.S. social and demographic trends. All of the Center's reports are available at www.pewresearch.org. Pew Research Center is a subsidiary of The Pew Charitable Trusts, its primary funder.

© Pew Research Center 2020

How we did this

Pew Research Center conducted this study to understand how Americans are responding to the new coronavirus outbreak. For this analysis, we surveyed 8,914 U.S. adults in March 2020. Everyone who took part is a member of Pew Research Center's American Trends Panel (ATP), an online survey panel that is recruited through national, random sampling of residential addresses. This way nearly all U.S. adults have a chance of selection. The survey is weighted to be representative of the U.S. adult population by gender, race, ethnicity, partisan affiliation, education and other categories. Read more about the [ATP's methodology](#).

Here are the [questions used for the report](#), along with responses, and [its methodology](#).

U.S. Public Sees Multiple Threats From the Coronavirus – and Concerns Are Growing

Majorities express confidence in CDC and state and local officials

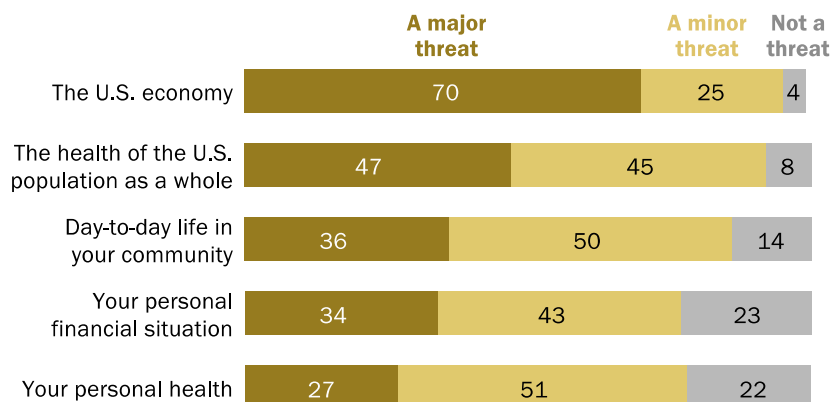
As coronavirus cases increase across the United States and federal and state governments scramble to address the crisis, 70% of Americans say the COVID-19 outbreak poses a major threat to the nation's economy and 47% say it is a major threat to the overall health of the U.S. population.

So far, Americans are less concerned about how the new coronavirus is affecting their health, finances and local communities. Still, 27% say the coronavirus is a major threat to their personal health, while 51% say it is a minor threat. Only 22% says it does not threaten their personal health.

Underscoring the rapidly changing nature of this crisis, the shares of Americans who say the COVID-19 outbreak is a major threat to the economy and other aspects of life increased substantially over the past week. For example, in interviews conducted March 10-11, 42% of the public said the coronavirus was a major threat to the health of the U.S. population; in interviews conducted March 14-16, 55% say it is a major threat to the nation's overall health.

More view coronavirus outbreak as a major threat to the nation than to their own health and finances

How much of a threat is the coronavirus outbreak for ____? (%)



Note: No answer responses not shown.

Source: Survey of U.S. adults conducted March 10-16, 2020.

PEW RESEARCH CENTER

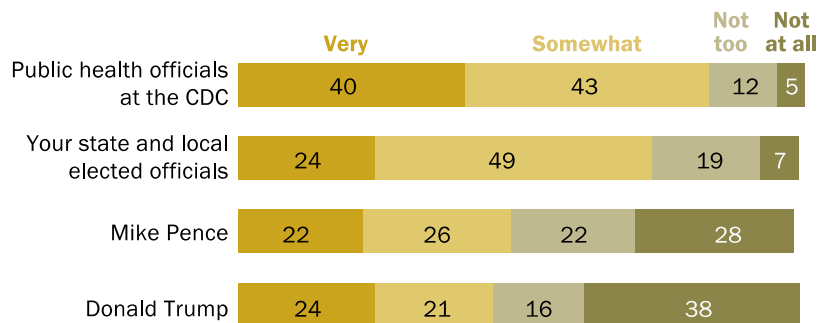
The national survey by Pew Research Center – conducted March 10-16 among 8,914 adults using the Center's American Trends Panel, in conjunction with the Center's [Election News Pathways project](#) – finds widespread public confidence that public health officials at the Centers for Disease Control and Prevention (CDC) and state and local government officials are doing a good job in responding to the coronavirus outbreak.

More than eight-in-ten (83%) say they are very or somewhat confident that CDC officials are doing a good job, including 40% who are very confident. Most (73%) also say they are confident in state and local government officials.

The public is less confident in how President Donald Trump and Vice President Mike Pence are responding to the crisis: Fewer than half are very or somewhat confident that Trump (45%) and Pence (48%) are doing a good job responding to the crisis.

Broad public confidence in how CDC, state and local officials are responding to coronavirus outbreak

How confident are you that each is doing a good job responding to the coronavirus outbreak? (%)



Note: No answer responses not shown.

Source: Survey of U.S. adults conducted March 10-16, 2020.

PEW RESEARCH CENTER

Here are the other major findings from the new survey:

News media's response to coronavirus outbreak. An Election News Pathways [report out today](#) finds that Americans are closely following news about the coronavirus outbreak, and they give the news media fairly high marks for their coverage: 70% say the news media are doing very or somewhat well covering the story. And misinformation is also part of the story: 48% of Americans report having seen at least some news they thought was made up about the virus.

Strongly partisan reactions to the government's response to COVID-19 outbreak. Partisanship is evident in the public's views of most national problems, and so far, the coronavirus outbreak is no exception. Perhaps the most striking example of this: 59% of Democrats and Democratic-leaning independents say the outbreak is a major threat to the health of the U.S. population as a whole; only 33% of Republicans and Republican leaners say the same.

Trump viewed as minimizing coronavirus risks; news media seen as exaggerating them. Reflecting the public's modest level of confidence in Trump's response to the outbreak, 52% say he has not taken the risks from the coronavirus outbreak seriously enough, while 37% say he has gotten the risks about right; 10% say he has exaggerated the risks. By contrast, a majority of adults (62%) say the news media have exaggerated risks from the outbreak.

Financial toll from coronavirus. Among those who are currently employed, only 36% say they would continue to get paid if they were unable to work for two weeks or more because of the coronavirus. Another 21% say they could still meet basic expenses, even if they did not get paid during the crisis. A third of Americans say they would not get paid *and* that it would be difficult to keep up with expenses. Among adults with family incomes of \$50,000 or less, about half (49%) say they would struggle with day-to-day expenses.

Has the coronavirus been exaggerated – or not taken seriously enough?

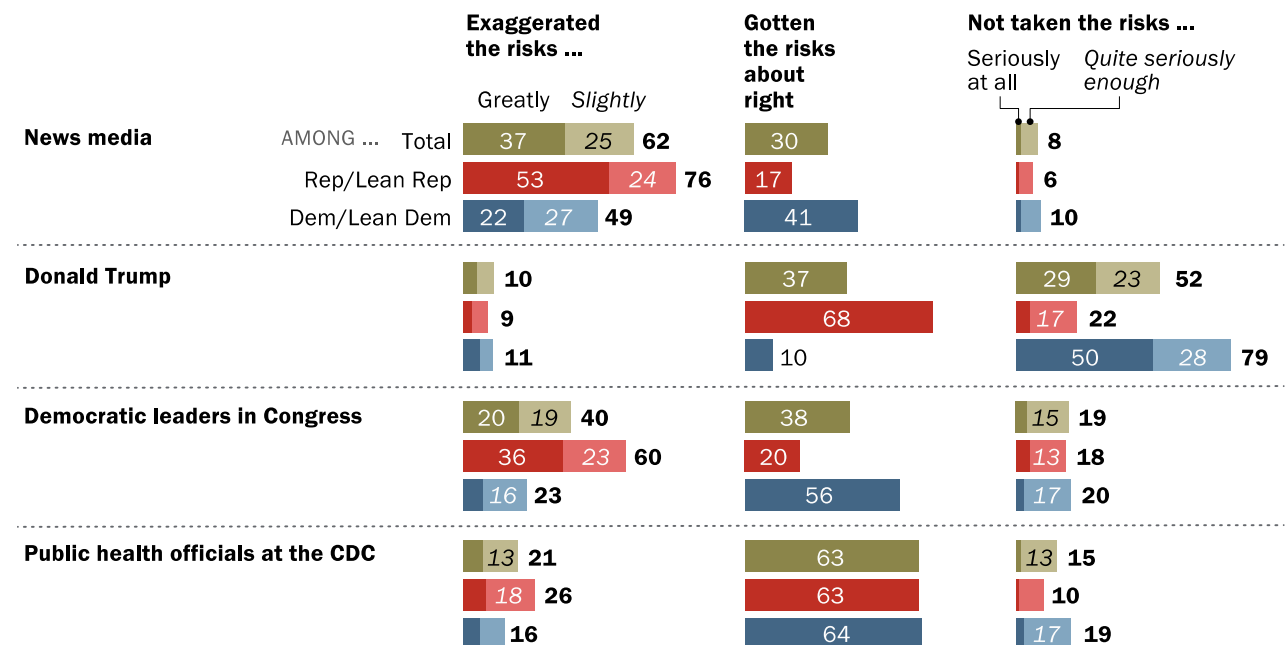
Americans generally say that the public health officials at the CDC have gotten the risks of the coronavirus about right. But far fewer say that about the news media, Donald Trump and congressional Democrats.

A majority (63%) says public health officials at the CDC have gotten the risks for the coronavirus about right. Relatively few say they have exaggerated the risks (21%) or not taken them seriously enough (15%).

By contrast, a majority (62%) says the news media have exaggerated the risks from the coronavirus outbreak. Just 30% say they have handled the risks appropriately, and 8% say they have not taken the risks seriously enough.

About half say Trump has not taken risks from the coronavirus seriously enough; a majority says news media have exaggerated the risks

In responding to the coronavirus outbreak, % who say each has ...



Note: No answer responses not shown.

Source: Survey of U.S. adults conducted March 10-16, 2020.

PEW RESEARCH CENTER

Critiques of Trump's response run in the opposite direction. About half (52%) say either that Trump has not taken the risks seriously enough (23%) or that he hasn't taken them seriously at all (29%); 37% say he's gotten the risks about right.

When it comes to Democratic leaders in Congress, about as many say they have exaggerated the risks (40%) as say they have gotten them about right (38%); 19% say they haven't taken the risks seriously enough.

Views of how Trump, Democratic leaders and the news media have responded to the risks of the coronavirus are highly partisan. However, there is bipartisan agreement that officials at the CDC have responded appropriately: 64% of Democrats and Democratic leaners and 63% of Republicans and Republican leaners say CDC officials have gotten the risks of the coronavirus about right.

Roughly three-quarters of Republicans (76%) say the news media have exaggerated the risks of the coronavirus, including 53% who say they have greatly exaggerated them. While Democrats are less likely than Republicans to say this, many do criticize the news media in this regard: 49% of Democrats believe the media have exaggerated the coronavirus risks, compared with 41% who think they've gotten them about right.

Partisans are far apart in how they assess Trump's response to the coronavirus. Nearly eight-in-ten Democrats and Democratic leaners (79%) think the president has not taken the risks seriously enough, including 50% who say he hasn't taken the risks seriously at all. Among Republicans and Republican leaners, 68% think he's gotten the risks about right, compared with far fewer (22%) who say he hasn't taken them seriously enough.

A narrow majority of Democrats (56%) say their party's leaders in Congress have gotten the risks of the virus about right; the remainder of Democrats are about evenly split between saying their leaders have exaggerated the risks (23%) and saying they haven't taken them seriously enough (20%). Most Republicans (60%) criticize Democratic leaders in Congress for exaggerating the risks of the coronavirus, while 20% say they've gotten the risks about right and 18% say they haven't taken them seriously enough.

Coronavirus threat perceptions rose over survey field period

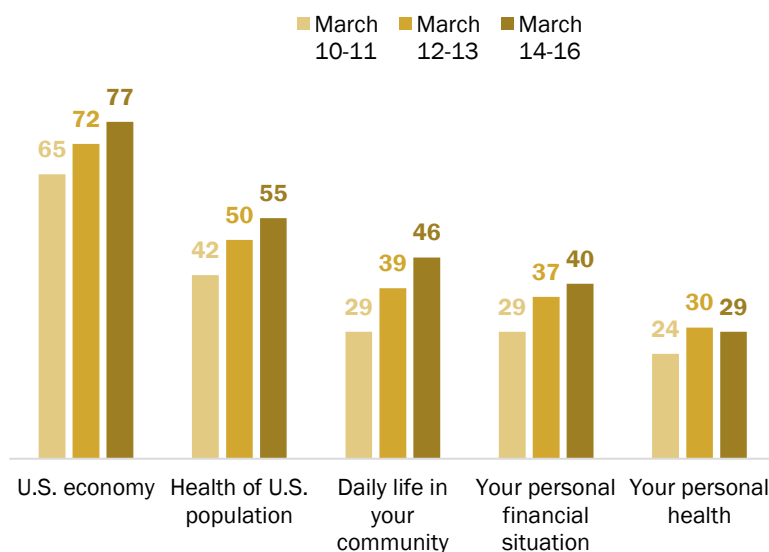
Information about the coronavirus outbreak and guidance from federal, state and local officials evolved over the survey's seven-day field period, and public concern about the threat posed by the virus was higher at the end of the survey than at the beginning.

For instance, in the first two days of the survey field period (March 10-11), 42% said the new coronavirus outbreak was a major threat to the health of the U.S. population. In the final three days of the survey field period, this share had risen to 55%.

This increase in the perceived threat posed by the coronavirus over time was seen across the four other areas of concern measured in the survey.

Threat seen to public health and other areas rose over the course of the survey period

% who say the coronavirus outbreak is a major threat to each of the following



Source: Survey of U.S. adults conducted March 10-16, 2020.

PEW RESEARCH CENTER

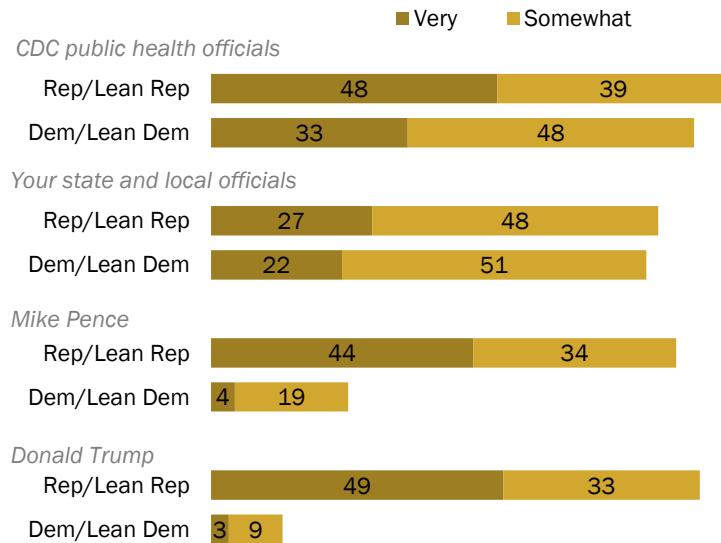
Bipartisan confidence in CDC, state and local officials

Republicans have much more confidence than Democrats in Trump and Pence to respond to the coronavirus, but majorities of both partisan groups say they are confident in CDC health officials and their state and local officials to respond to the coronavirus outbreak.

A large share of Republicans and Republican leaners (87%) say they either are very (48%) or somewhat (39%) confident in public health officials at the CDC to do a good job responding to the coronavirus. Most Democrats and Democratic leaners (80%) also say they are confident in CDC officials, though fewer (33%) are *very* confident.

Republicans, Democrats confident that CDC officials are doing a good job responding to the coronavirus

% who say they are ____ confident that each is doing a good job responding to the coronavirus outbreak



Source: Survey of U.S. adults conducted March 10-16, 2020.

PEW RESEARCH CENTER

Similarly, 75% of Republicans and 72% of Democrats say they are at least somewhat confident that their state and local officials are doing a good job responding to the coronavirus outbreak.

Republicans are broadly confident that Trump and Pence are doing a good job responding to the coronavirus, while large shares of Democrats lack confidence in them to do this.

About eight-in-ten Republicans (82%) say they are very or somewhat confident in Trump to do a good job responding to the coronavirus; nearly as many (77%) say the same about Pence. By contrast, 87% of Democrats say they are not too (20%) or not at all (67%) confident in Trump to do a good job responding to the coronavirus; a slightly smaller majority (77%) say they are not too (30%) or not at all (47%) confident in Pence.

Fewer Republicans than Democrats see ‘major’ threats from coronavirus

Democrats are more likely than Republicans to describe the coronavirus as a major threat across all five areas of concern tested in the survey.

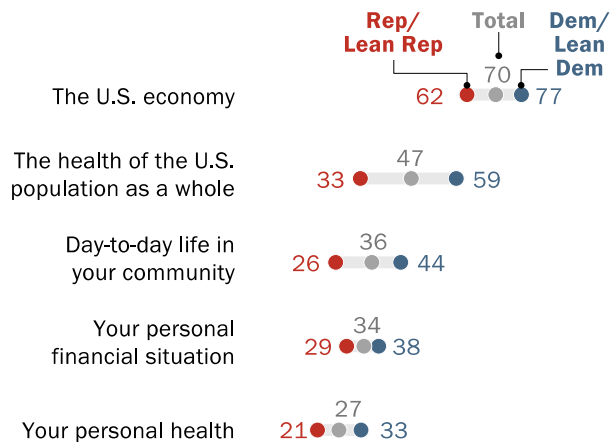
Most notably, Democrats and Democratic leaners are 26 percentage points more likely than Republicans and Republican leaners to say that the virus presents a major threat to the U.S. population as a whole (59% vs. 33%).

And while majorities in both parties say the coronavirus outbreak is a major threat to the U.S. economy, Democrats (77%) are more likely than Republicans (62%) to say this.

Democrats are also somewhat more likely than Republicans to say the coronavirus is a major threat to day-to-day life in their community, their personal financial situation and their personal health.

Democrats far more likely than Republicans to view COVID-19 as major threat to health of Americans

% who say the coronavirus outbreak is a major threat to ...



Source: Survey of U.S. adults conducted March 10-16, 2020.

PEW RESEARCH CENTER

How an extended job absence would impact workers

Missing work for an extended period because of the coronavirus would hurt lower-income, less highly educated, younger and nonwhite workers more than others in the labor force.

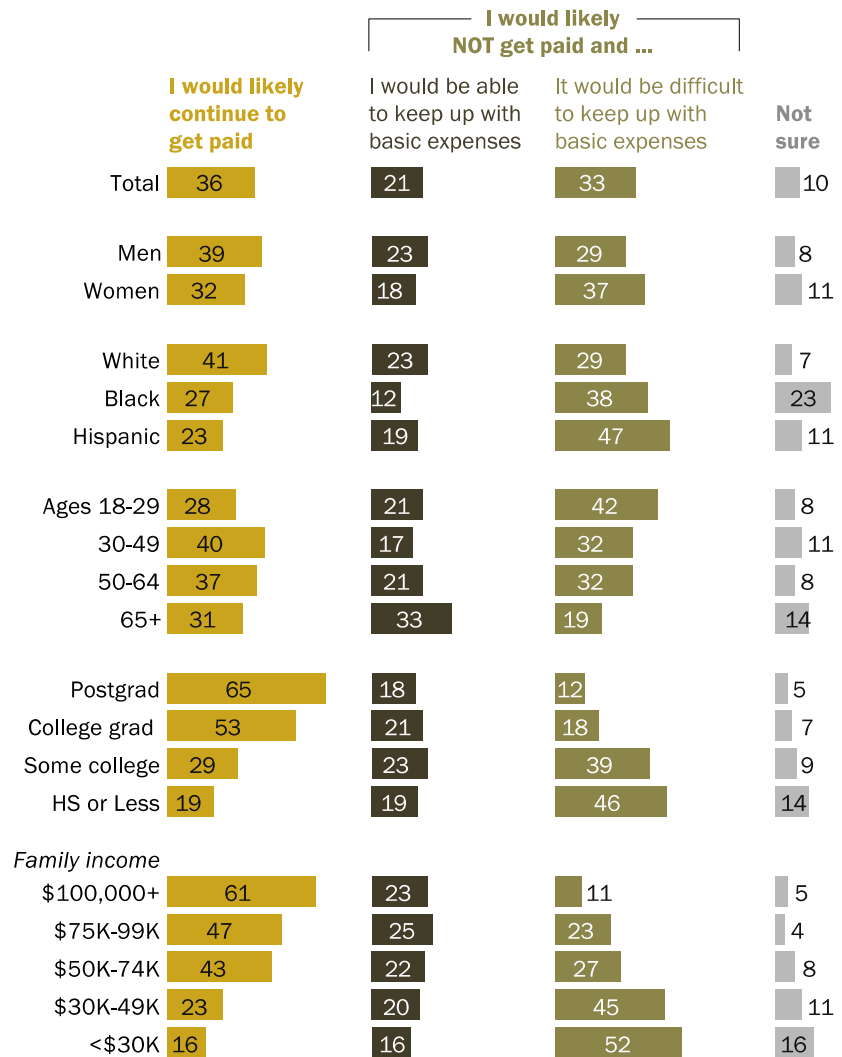
Overall, just over half of employed people (54%) say they would not get paid if the coronavirus caused them to miss work for at least two weeks. The larger share of this group (33% of all employed people) say it would be difficult for them to keep up with their basic expenses while out of work and not being paid; 21% of workers say they would not get paid but would still be able to keep up with expenses.

Just more than a third of employed people (36%) say they would still get paid if they could not work for at least two weeks because of the coronavirus; 10% say they aren't sure what would happen.

Nearly seven-in-ten employed people with family incomes of less than \$30,000 a year (68%) say they would not get paid if they had to miss work for two

A majority of employed people earning less than \$50,000 say they wouldn't get paid if the coronavirus caused them to miss work for at least two weeks

Among employed people, % who say they would _____ if they could not work for at least two weeks because of the coronavirus



Notes: Based on those who are employed. No answer responses not shown.
Source: Survey of U.S. adults conducted March 10-16, 2020.

PEW RESEARCH CENTER

weeks because of the coronavirus, including 52% who say they'd have trouble keeping up with expenses during this time. Smaller shares of employed people with higher annual incomes say this. For instance, just 11% of those earning \$100,000 a year or more say they would not get paid and would have trouble meeting expenses if they were out of work for at least two weeks because of the virus; most of this group (61%) say they'd continue to get paid if they could not work.

Black and Hispanic workers are less likely than white workers to say they'd still get paid if they had to miss work for two weeks because of the coronavirus. A majority of Hispanic workers (66%) say they would not get paid if the coronavirus caused them to miss work for two weeks, including 47% who say it would be difficult to meet expenses during this time. Half of black workers say they would not get paid, while another 23% say they aren't sure what would happen.

The youngest workers surveyed – those ages 18 to 29 – are the age group most likely to say they would not get paid if forced to miss two weeks due to the coronavirus. They also are more likely than other age groups to say they would have trouble meeting basic expenses without income.

Racial, ethnic differences in personal health concerns from coronavirus

Most Americans view the coronavirus as a threat to their own personal health, though far more view it as a minor (51%) than major (27%) threat; 22% say it is not a threat.

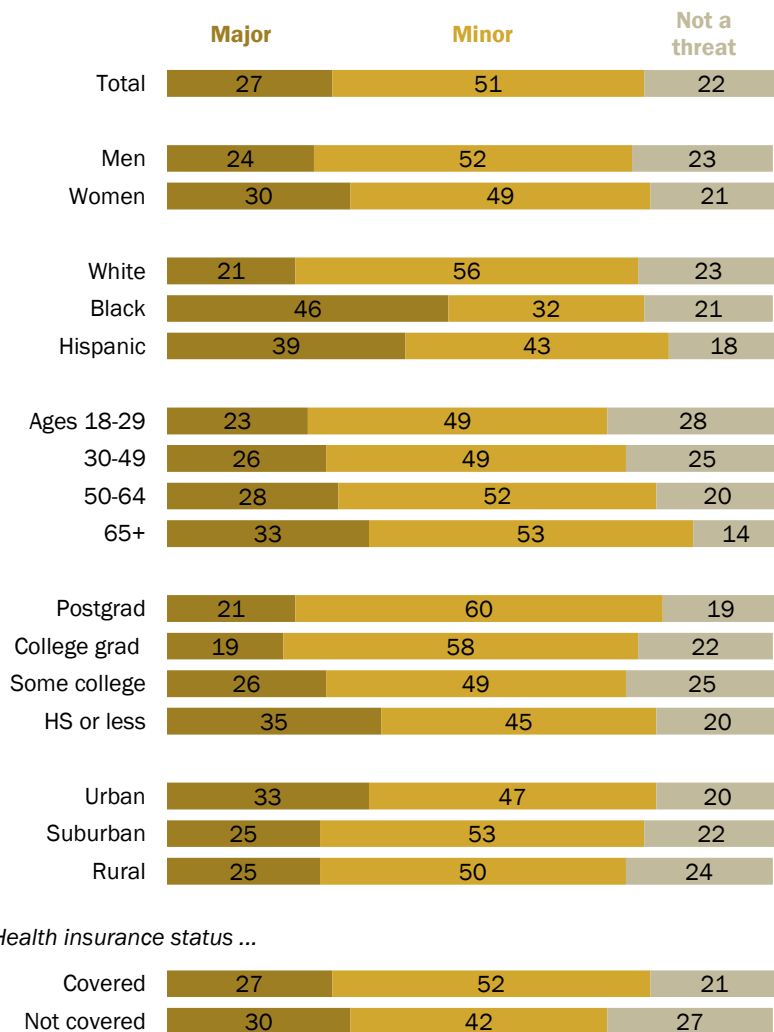
The level of personal concern about the virus varies significantly across demographic groups. In particular, older adults, black and Hispanic people, and those with no college experience are especially likely to view the coronavirus as a major threat to their own health.

Majorities of those of all races and ethnicities see the new coronavirus as at least a minor threat to their health. However, 46% of black people and 39% of Hispanics view the coronavirus as a major threat to their own health, compared with 21% of white adults.

Among adults ages 65 and older, 86% say the coronavirus is a threat to their personal health, including 33% who say it's a major threat. Among adults ages 18 to 29, a smaller majority sees the virus as a personal health threat (72%) and 23% view it as a major threat.

Personal health concerns over the coronavirus higher among black and Hispanic people than white people

% who say the coronavirus outbreak is a ____ threat to their personal health



Note: No answer responses not shown.

Source: Survey of U.S. adults conducted March 10-16, 2020.

PEW RESEARCH CENTER

Those who live in urban areas (33%) are somewhat more likely to see the coronavirus as a major threat to their personal health than those living in suburban (25%) or rural (25%) areas.

Across levels of educational attainment, 35% of those with no college experience say the coronavirus is a major threat to their personal health, compared with 26% of those with some college experience, 19% of college graduates and 21% of postgraduates.

There are not major differences in concern over personal health between those who say they are covered by health insurance and those who say they are not.

Close followers of coronavirus news more likely to see major threats

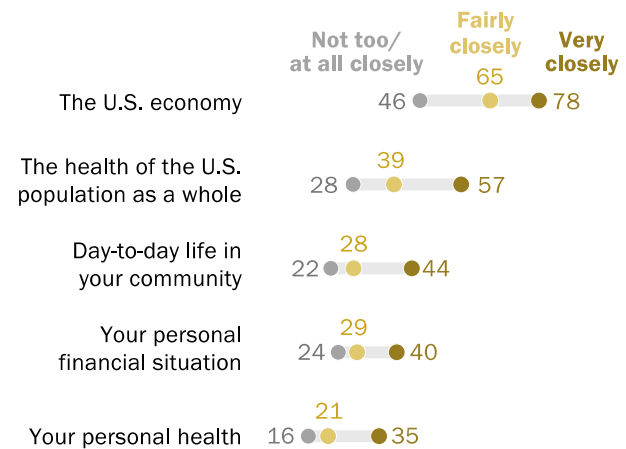
About half of U.S. adults (51%) say they are following news about the coronavirus very closely, while 38% say they are following it fairly closely and just 11% say they are following it not too or not at all closely.

Those most closely following news about the coronavirus are significantly more likely than other groups to say the virus poses a major threat in all five areas of concern tested in the survey.

For instance, 78% of those following news very closely say the coronavirus outbreak is a major threat to the U.S. economy, compared with 65% of those following news fairly closely and just 46% of the relatively small share of the public that's following the news not too or not at all closely. This pattern is consistent across the other areas of concern measured in the survey.

Those most attentive to coronavirus news are more likely than less attentive people to say it poses a major threat

% who say the coronavirus is a major threat to ____ among those who are following news about the outbreak ...



Source: Survey of U.S. adults conducted March 10-16, 2020.

PEW RESEARCH CENTER

These measures and more can be explored further in the [Election News Pathways data tool](#), where all of the data associated with this project is available for public use.

Acknowledgments

This report is a collaborative effort based on the input and analysis of the following individuals:

Research team

Carroll Doherty, *Director, Political Research*
Jocelyn Kiley, *Associate Director, Political Research*
Alec Tyson, *Senior Researcher*
Andrew Daniller, *Research Associate*
Bradley Jones, *Research Associate*
Hannah Hartig, *Research Associate*
Amina Dunn, *Research Assistant*
Hannah Gilberstadt, *Research Assistant*
Ted Van Green, *Research Assistant*

Communications and editorial

Nida Asheer, *Communications Associate*

Graphic design and web publishing

Alissa Scheller, *Information Graphics Designer*
Sara Atske, *Associate Digital Producer*

Methodology

The American Trends Panel survey methodology

The American Trends Panel (ATP), created by Pew Research Center, is a nationally representative panel of randomly selected U.S. adults. Panelists participate via self-administered web surveys. Panelists who do not have internet access at home are provided with a tablet and wireless internet connection. The panel is being managed by Ipsos.

Data in this report is drawn from the panel wave conducted March 10 to March 16, 2020. A total of 8,914 panelists responded out of 11,028 who were sampled, for a response rate of 81%. This does not include four panelists who

were removed from the data due to extremely high rates of refusal or straightlining. The cumulative response rate accounting for nonresponse to the recruitment surveys and attrition is 4.5%. The break-off rate among panelists who logged on to the survey and completed at least one item is 2.2%. The margin of sampling error for the full sample of 8,914 respondents is plus or minus 1.6 percentage points. The subsample from the ATP consisted of 11,028 ATP members that responded to the Wave 57 survey and were still active.

American Trends Panel recruitment surveys

Recruitment dates	Mode	Invited	Joined	Active panelists remaining
Jan. 23 to March 16, 2014	Landline/ cell RDD	9,809	5,338	2,313
Aug. 27 to Oct. 4, 2015	Landline/ cell RDD	6,004	2,976	1,335
April 25 to June 4, 2017	Landline/ cell RDD	3,905	1,628	685
Aug. 8 to Oct. 31, 2018	ABS/web	9,396	8,778	6,413
Aug. 19 to Nov. 30, 2019	ABS/web	5,900	4,720	4,691
	Total	35,014	23,440	15,437

Note: Approximately once per year, panelists who have not participated in multiple consecutive waves or who did not complete an annual profiling survey are removed from the panel. Panelists also become inactive if they ask to be removed from the panel.

PEW RESEARCH CENTER

The ATP was created in 2014, with the first cohort of panelists invited to join the panel at the end of a large, national, landline and cellphone random-digit-dial survey that was conducted in both English and Spanish. Two additional recruitments were conducted using the same method in 2015 and 2017, respectively. Across these three surveys, a total of 19,718 adults were invited to join the ATP, of which 9,942 agreed to participate.

In August 2018, the ATP switched from telephone to address-based recruitment. Invitations were sent to a random, address-based sample (ABS) of households selected from the U.S. Postal Service's Delivery Sequence File. In each household, the adult with the next birthday was asked to

go online to complete a survey, at the end of which they were invited to join the panel. For a random half-sample of invitations, households without internet access were instructed to return a postcard. These households were contacted by telephone and sent a tablet if they agreed to participate. A total of 9,396 were invited to join the panel, and 8,778 agreed to join the panel and completed an initial profile survey. The same recruitment procedure was carried out on August 19, 2019, from which a total of 5,900 were invited to join the panel and 4,720 agreed to join the panel and completed an initial profile survey. Of the 23,440 individuals who have ever joined the ATP, 15,437 remained active panelists and continued to receive survey invitations at the time this survey was conducted.

The U.S. Postal Service's Delivery Sequence File has been estimated to cover as much as 98% of the population, although some studies suggest that the coverage could be in the low 90% range.¹

¹ AAPOR Task Force on Address-based Sampling. 2016. "[AAPOR Report: Address-based Sampling](#)."

Weighting

The ATP data was weighted in a multistep process that begins with a base weight incorporating the respondents' original selection probability. The next step in the weighting uses an iterative technique that aligns the sample to population benchmarks on the dimensions listed in the accompanying table.

Sampling errors and test of statistical significance take into account the effect of weighting. Interviews are conducted in both English and Spanish.

In addition to sampling error, one should bear in mind that question wording and practical difficulties in conducting surveys can introduce error or bias into the findings of opinion polls.

Weighting dimensions

Variable	Benchmark source
Gender	2018 American Community Survey
Age	
Education	
Race/Hispanic origin	
Country of birth among Hispanics	
Home internet access	2019 CPS March Supplement
Region x Metropolitan status	
Volunteerism	2017 CPS Volunteering & Civic Life Supplement
Voter registration	2018 CPS Voting and Registration Supplement
Party affiliation	Average of the three most recent Pew Research Center telephone surveys.

Note: Estimates from the ACS are based on non-institutionalized adults. Voter registration is calculated using procedures from Hur, Achen (2013) and rescaled to include the total US adult population.

PEW RESEARCH CENTER

The following table shows the unweighted sample sizes and the error attributable to sampling that would be expected at the 95% level of confidence for different groups in the survey:

<i>Survey of U.S. adults conducted March 10-16, 2020</i>		
Group	Unweighted sample size	Plus or minus ...
Total sample	8,914	1.6 percentage points
Republican/Lean Republican	3,691	2.4 percentage points
Democrat/Lean Democrat	4,984	2.3 percentage points

Sample sizes and sampling errors for other subgroups are available upon request.

© Pew Research Center, 2020

2020 PEW RESEARCH CENTER'S AMERICAN TRENDS PANEL
WAVE 63.5 Coronavirus Survey
FINAL TOPLINE
March 10 - 16, 2020
N=8,914

ASK ALL:

COVIDFOL

How closely have you been following news about the outbreak of the coronavirus strain known as COVID-19?

Mar 10-16

2020

51	Very closely
38	Fairly closely
9	Not too closely
2	Not at all closely
*	No answer

ASK ALL:

COVIDCOVER1

How well do you think the news media have covered the coronavirus outbreak?

Mar 10-16

2020

30	Very well
40	Somewhat well
17	Not too well
11	Not at all well
1	No answer

ASK ALL:

COVIDCOVER2

And, how well do you think the news sources YOU TURN TO MOST OFTEN have covered the coronavirus outbreak?

Mar 10-16

2020

40	Very well
42	Somewhat well
12	Not too well
5	Not at all well
1	No answer

ASK ALL:

COVIDCONF How confident, if at all, are you that each of the following is doing a good job responding to the coronavirus outbreak? **[RANDOMIZE]**

		<u>Very confident</u>	<u>Somewhat confident</u>	<u>Not too confident</u>	<u>Not at all confident</u>	<u>No answer</u>
a.	Donald Trump Mar 10-16, 2020	24	21	16	38	1
b.	Mike Pence Mar 10-16, 2020	22	26	22	28	2
c.	Your state and local elected officials Mar 10-16, 2020	24	49	19	7	1
d.	Public health officials at the CDC, Centers for Disease Control and Prevention Mar 10-16, 2020	40	43	12	5	1

ASK ALL:

COVIDTONE Thinking about the coronavirus outbreak, how in general do you think each of the following has responded? **[RANDOMIZE ITEMS; RANDOMIZE ORDER OF OPTIONS 1-5 AND 5-1]**

		<u>Greatly exaggerated the risks</u>	<u>Slightly exaggerated the risks</u>	<u>Gotten the risks about right</u>	<u>Not taken the risks quite seriously enough</u>	<u>Not taken the risks seriously at all</u>	<u>No answer</u>
a.	The news media Mar 10-16, 2020	37	25	30	6	2	1
b.	Donald Trump Mar 10-16, 2020	5	6	37	23	29	1
c.	Democratic leaders in Congress Mar 10-16, 2020	20	19	38	15	4	3
d.	Public health officials at the CDC, Centers for Disease Control and Prevention Mar 10-16, 2020	7	13	63	13	2	1

ASK ALL:

COVIDNEWS1 Thinking about the mix of news and information you have gotten about the coronavirus outbreak, which better describes you? **[RANDOMIZE OPTIONS 1-2; ALWAYS DISPLAY OPTION 3 LAST]**

Mar 10-16

2020

62	I have mostly seen the same set of facts across the sources I turn to for news
26	I have mostly seen conflicting facts across the sources I turn to for news
11	I haven't followed coronavirus news across multiple sources
1	No answer

ASK ALL:

COVIDTHREAT How much of a threat, if any, is the coronavirus outbreak for... **[RANDOMIZE]**

	A major <u>threat</u>	A minor <u>threat</u>	Not a <u>threat</u>	No <u>answer</u>
a. The health of the U.S. population as whole Mar 10-16, 2020	47	45	8	*
b. Your personal health Mar 10-16, 2020	27	51	22	*
c. The U.S. economy Mar 10-16, 2020	70	25	4	1
d. Your personal financial situation Mar 10-16, 2020	34	43	23	*
e. Day-to-day life in your local community Mar 10-16, 2020	36	50	14	*

ASK ALL:

COVIDMISINFO How much, if any, news and information have you seen or heard about the coronavirus outbreak that seemed completely made up?

Mar 10-16

2020

12	A lot
35	Some
32	Not much
20	None at all
1	No answer

ASK IF SEEN MADE UP NEWS (COVIDMISINFO=1-3):

COVIDMISINFO2 What is a specific story or claim you saw about the coronavirus outbreak that seemed completely made up? Please be as specific as possible.

[OPEN ENDED RESPONSES RECODED]

ASK ALL:

COVIDVACC Which of these statements best describes the availability of a vaccine for the coronavirus?

Mar 10-16

2020

- | | |
|----|--|
| 49 | A vaccine will be available in a year or more |
| 22 | A vaccine will be available in the next few months |
| 3 | A vaccine is available now |
| 3 | It is not possible to create a vaccine for it |
| 23 | Not sure |
| 1 | No answer |

ASK ALL:COVIDCREATE From what you've seen or heard, do you think it is most likely the current strain of the coronavirus... **[RANDOMIZE OPTIONS 1-4; ALWAYS ASK OPTION 5 LAST]**

Mar 10-16

2020

- | | |
|----|--------------------------------------|
| 43 | Came about naturally |
| 23 | Was developed intentionally in a lab |
| 6 | Was made accidentally in a lab |
| 1 | Doesn't really exist |
| 25 | Not sure |
| 1 | No answer |

ASK ALL:

COVIDWORK What would most likely happen if you could not work for at least two weeks because of the coronavirus?

Mar 10-16

2020

- | | |
|----|---|
| 25 | I would likely continue to get paid |
| 23 | I would likely not get paid, and it would be difficult for me to keep up with my basic expenses |
| 15 | I would likely not get paid, but I would still be able to keep up with my basic expenses |
| 29 | I am not employed |
| 7 | Not sure |
| 1 | No answer |

COVIDWORK CONTINUED ...

BASED ON THOSE WHO SAY THEY ARE EMPLOYED [N= 6,186]:

Mar 10-16

2020

36	I would likely continue to get paid
33	I would likely not get paid, and it would be difficult for me to keep up with my basic expenses
21	I would likely not get paid, but I would still be able to keep up with my basic expenses
10	Not sure
1	No answer

ASK ALL:

INSURANCE Are you, yourself, now covered by any form of health insurance or health plan or do you not have health insurance at this time?

Mar 10-16

2020

87	Covered by health insurance
13	Not covered by health insurance
*	No answer

ASK ALL:

PARTY In politics today, do you consider yourself a:

ASK IF INDEP/SOMETHING ELSE (PARTY=3 or 4) OR MISSING:

PARTYLN As of today do you lean more to...²

<u>Republican</u>	<u>Democrat</u>	<u>Independent</u>	<u>Something else</u>	<u>No answer</u>	<u>Lean Rep</u>	<u>Lean Dem</u>
28	29	29	12	1	18	22

² Party and PartyIn asked in a prior survey.