

FOR RELEASE SEPTEMBER 8, 2015

Support for Iran Nuclear Agreement Falls

Public Awareness of Issue Has Declined Since July

**FOR FURTHER INFORMATION
ON THIS REPORT:**

Carroll Doherty, Director of Political Research
Bridget Jameson, Communications Associate

202.419.4372

www.pewresearch.org

Support for Iran Nuclear Agreement Falls

Public Awareness of Issue Has Declined Since July

As Congress prepares to vote on the Iran nuclear agreement, public support for the deal has declined. Currently, just 21% approve of the agreement on Iran's nuclear program reached between the United States, Iran and other nations. Nearly half (49%) disapprove of the agreement, while three-in-ten (30%) offer no opinion.

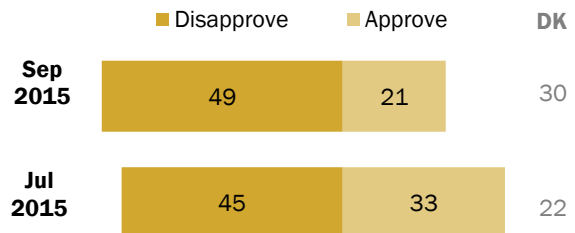
In mid-July, a week after President Obama announced the deal, 33% of the public approved of the agreement, while 45% disapproved and 22% had no opinion. Over the past six weeks, the share approving of the agreement has fallen 12 percentage points (from 33% to 21%), while disapproval has held fairly steady (45% then, 49% now). Somewhat more express no opinion than did so in July (22% then, 30% now).

The latest national survey by the Pew Research Center, conducted Sept. 3-7 among 1,004 adults, finds that the contentious debate over the Iran agreement has not resonated widely with the public. In fact, the share saying they have heard either a lot or a little about the agreement has declined from 79% in July to 69% in the new survey. The share saying they have heard "nothing at all" about it has increased nine percentage points, from 21% to 30%.

Republicans are far more likely than Democrats or independents to say they have heard about the agreement, and these differences have widened since July. Today, 86% of Republicans, 69% of Democrats and 63% of independents have heard at least a

Declining Support for Iran Nuclear Deal

% who approve/disapprove of recent nuclear agreement between Iran, the U.S. and other nations ...

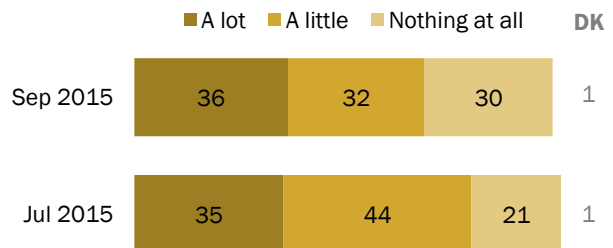


Survey conducted Sept. 3-7, 2015. Figures may not add to 100% because of rounding.

PEW RESEARCH CENTER

Fewer Report Hearing About Iran Agreement Than in Mid-July

% who say they have heard _____ about the agreement on Iran's nuclear program ...



Survey conducted Sept. 3-7, 2015. Figures may not add to 100% because of rounding.

PEW RESEARCH CENTER

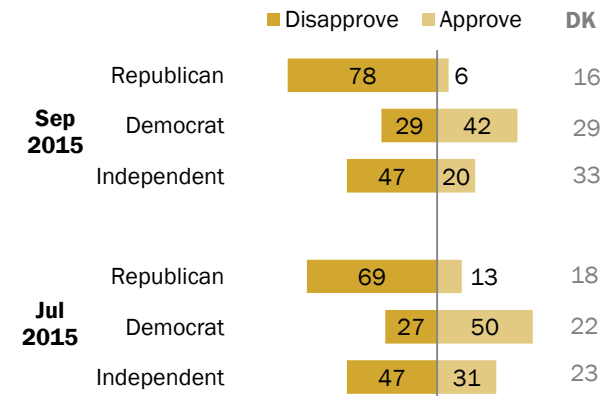
little about the nuclear agreement. Since July, the percentage of Republicans who say they are aware of the agreement is unchanged (84% then) while declining nine percentage points among Democrats (78% to 69%) and 14 points among independents (77% to 63%).

While the partisan divide over the nuclear agreement remains substantial, support for the deal has slipped across the board since July. Currently, 42% of Democrats approve of the agreement, while 29% disapprove and an identical percentage has no opinion. In July, 50% of Democrats approved, 27% disapproved and 22% had no opinion.

Republican support for the agreement, already low, has dropped even further (from 13% to 6%). Independents' support for the agreement also has fallen (from 31% to 20%), although – as with Democrats – the share disapproving has held steady since July, at 47%.

Support for Nuclear Deal Down Among Both Democrats and Republicans

% who approve/disapprove of recent nuclear agreement between Iran, the U.S. and other nations ...



Survey conducted Sept. 3-7, 2015. Figures may not add to 100% because of rounding.

PEW RESEARCH CENTER

When opinion about the Iran nuclear agreement is based only on those who have heard a lot or a little about the agreement, opposition to the agreement exceeds support by more than a two-to-one margin (57% to 27%).

Among those aware of the Iran deal, the share approving of the agreement has declined 11 percentage points since July, while the percentage disapproving has risen nine points.

Among Those Aware of Iran Deal, a Majority Disapproves of Agreement

% who approve/disapprove of recent nuclear agreement between Iran, the U.S. and other nations ...

	Approve	Disapprove	DK/Ref
Based on those who have heard a lot/a little about the agreement	%	%	%
September 2015 (69%)	27	57	16=100
July 2015 (79%)	38	48	14=100
Based on total public			
September 2015	21	49	30=100
July 2015	33	45	22=100

Survey conducted Sept. 3-7, 2015. Figures may not add to 100% because of rounding.

PEW RESEARCH CENTER

Confidence in Iran's Leaders, International Monitors

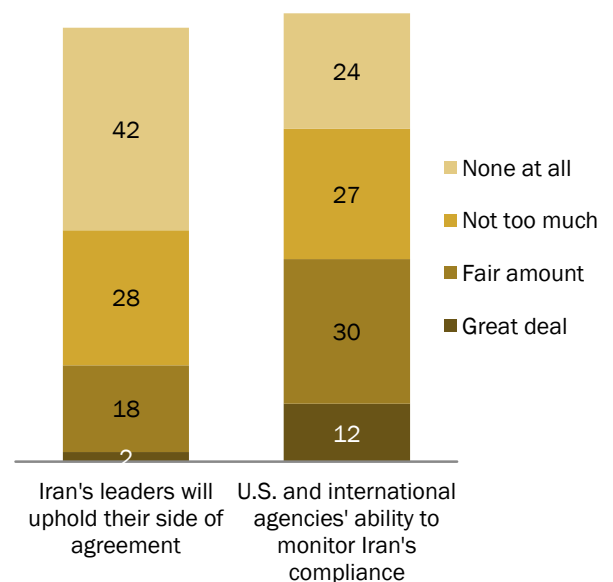
The public continues to express little confidence that Iran's leaders will live up to their side of the nuclear agreement. Just 2% have a great deal of confidence that Iran's leaders will abide by the agreement, while another 18% say they have a fair amount of confidence. About seven-in-ten (70%) say they are not too confident (28%) or not confident at all (42%) in Iran's leaders.

These views are largely unchanged since July, though the share expressing no confidence at all in Iran's leaders to abide by the agreement has risen slightly (from 37% to 42%).

The public remains somewhat more confident in the ability of the U.S. and international agencies to monitor Iran's compliance with the agreement. Currently, 42% say they have a great deal (12%) or a fair amount (30%) of confidence in the U.S. and international agencies to track Iran's compliance, which is little changed from July (46% at least a fair amount of confidence).

Little Confidence in Iran's Leaders; More Have Faith in Int'l Monitors

How much confidence do you have in each ... (%)



Survey conducted Sept. 3-7, 2015. Don't know responses not shown.

PEW RESEARCH CENTER

Since July, the share of Democrats expressing at least a fair amount of confidence in Iran's leaders to live up to the deal has slipped eight percentage points, from 41% to 33%. Just 8% of Republicans have that level of confidence in Iran's leaders, which is little changed from July (9%). But since then, the proportion of Republicans who have no confidence at all in Iran's leaders to abide by the agreement has increased 11 percentage points (from 56% to 67%).

A majority of Democrats (64%) say they have a great deal (16%) or fair amount (48%) of

confidence in the ability of the United States and international agencies to monitor Iran's compliance to the nuclear agreement. Fewer than half as many Republicans (23%) say they are confident in the ability of the U.S. and other nations to ensure that Iran is living up to the agreement. These opinions are little changed from July.

Skepticism of Iran's Leaders Crosses Party Lines, But Far More Republicans Express No Confidence

How much confidence do you have in each ... (%)

	Great deal	Fair amount	Not too much	None at all	DK
Iran's leaders will uphold their side of the agreement					
Total	2	18	28	42	9=100
Republican	*	8	20	67	5=100
Democrat	2	30	39	21	7=100
Independent	4	19	28	41	8=100
U.S. and international agencies' ability to monitor Iran's compliance					
Total	12	30	27	24	7=100
Republican	6	17	33	41	3=100
Democrat	16	48	24	8	5=100
Independent	11	28	27	25	8=100

Survey conducted Sept. 3-7, 2015. Figures may not add to 100% because of rounding.

PEW RESEARCH CENTER

Changing Views of the Iran Agreement

Since July, support for the Iran nuclear agreement has fallen across most demographic groups, though in many cases, the share who disapproves has not changed substantially.

Among adults with no more than a high school education, for instance, just 14% approve of the nuclear agreement, while 51% disapprove; roughly a third (35%) do not express an opinion. Since July, approval of the agreement has fallen 13 percentage points among this group (27% then), but disapproval is largely unchanged (50% then). The share not voicing an opinion has risen 12 points (23% then).

College graduates, by contrast, have mixed opinions of the nuclear deal (35% approve, 40% disapprove). In July, somewhat more college graduates approved of the agreement than disapproved (44% vs. 37%).

As was the case in July, people who have heard a lot about the Iran nuclear agreement are more supportive of it than those who have heard less about it. Still, among those who have heard a lot about the agreement, just 34% approve, down nine points from July (43%). Support for the agreement has fallen even more among those who have heard a little about the Iran nuclear agreement (34% to 20%).

Across Most Demographic Groups, More Disapprove than Approve of Iran Nuclear Agreement

% who ___ of the recent agreement on Iran's nuclear program

	July 2015			September 2015		
	Approve	Disapprove	DK	Approve	Disapprove	DK
	%	%	%	%	%	%
Total	33	45	22=100	21	49	30=100
Men	37	47	17=100	26	51	23=100
Women	29	44	27=100	16	47	37=100
College grad+	44	37	18=100	35	40	25=100
Some college	30	46	24=100	18	54	27=100
HS or less	27	50	23=100	14	51	35=100
Republican	13	68	18=100	6	78	16=100
Democrat	50	27	22=100	42	29	29=100
Independent	31	47	23=100	20	47	33=100
<i>Among those who have heard ___ about the agreement...</i>						
A lot (36%)	43	52	6=100	34	59	8=100
A little (32%)	34	45	21=100	20	55	24=100
Nothing at all (30%)	13	36	51=100	6	31	63=100

Survey conducted Sept. 3-7, 2015. Figures may not add to 100% because of rounding.

PEW RESEARCH CENTER

Notably, while overall Democratic support for the Iran nuclear agreement has slipped since July, there has been no change among the 33% of Democrats who have heard a lot about the deal. Fully 76% of Democrats who have heard a lot about the agreement approve of it, while just 16% disapprove; that is virtually the same as in July (74% approve vs. 17% disapprove). Among Republicans who have heard a lot about the agreement, 90% disapprove of it, which also is little changed from July (84%).

Less Public Awareness of Nuclear Agreement

While the share of Americans with at least some awareness of the nuclear agreement has declined 10 percentage points since July, there has been almost no change in the share who say they have heard a lot about it (35% then, 36% now).

Republicans (49%) are far more likely than Democrats (33%) or independents (36%) to say they have heard a lot about the agreement and that gap appears to have widened somewhat since July.

In terms of overall awareness of the agreement, the decline is particularly pronounced among those with no more than a high school education. In July, 71% of those with a high school degree or less education said they heard at least a little about the Iran nuclear agreement; today 55% report hearing about it. There has been less change in awareness among adults with more education.

Awareness of Nuclear Agreement Falls Among Those with Less Education

How much have you heard about the recent agreement on Iran's nuclear program?

	July 2015		September 2015	
	NET Heard a lot/little	Heard a lot	NET Heard a lot/little	Heard a lot
	%	%	%	%
Total	79	35	69	36
College grad+	91	51	85	53
Some college	77	35	74	41
HS or less	71	24	55	22
Republican	84	43	86	49
Democrat	78	32	69	33
Independent	77	34	63	36

Survey conducted Sept. 3-7, 2015.

PEW RESEARCH CENTER

About the Survey

The analysis in this report is based on telephone interviews conducted September 3-7, 2015 among a national sample of 1,004 adults, 18 years of age or older, living in the continental United States (501 respondents were interviewed on a landline telephone, and 503 were interviewed on a cell phone, including 311 who had no landline telephone). The survey was conducted by interviewers at Princeton Data Source under the direction of Princeton Survey Research Associates International. A combination of landline and cell phone random digit dial samples were used; both samples were provided by Survey Sampling International. Interviews were conducted in English and Spanish. Respondents in the landline sample were selected by randomly asking for the youngest adult male or female who is now at home. Interviews in the cell sample were conducted with the person who answered the phone, if that person was an adult 18 years of age or older. For detailed information about our survey methodology, see <http://www.pewresearch.org/methodology/u-s-survey-research/>

The combined landline and cell phone sample are weighted using an iterative technique that matches gender, age, education, race, Hispanic origin and region to parameters from the 2013 Census Bureau's American Community Survey and population density to parameters from the Decennial Census. The sample also is weighted to match current patterns of telephone status (landline only, cell phone only, or both landline and cell phone), based on extrapolations from the 2014 National Health Interview Survey. The weighting procedure also accounts for the fact that respondents with both landline and cell phones have a greater probability of being included in the combined sample and adjusts for household size among respondents with a landline phone. The margins of error reported and statistical tests of significance are adjusted to account for the survey's design effect, a measure of how much efficiency is lost from the weighting procedures.

The following table shows the unweighted sample sizes and the error attributable to sampling that would be expected at the 95% level of confidence for different groups in the survey:

Group	Unweighted sample size	Plus or minus ...
Total sample	1,004	3.6 percentage points
Republican	274	6.8 percentage points
Democrat	303	6.5 percentage points
Independent	341	6.1 percentage points

Sample sizes and sampling errors for other subgroups are available upon request.

In addition to sampling error, one should bear in mind that question wording and practical difficulties in conducting surveys can introduce error or bias into the findings of opinion polls.

Pew Research Center is a nonprofit, tax-exempt 501(c)(3) organization and a subsidiary of The Pew Charitable Trusts, its primary funder.

PEW RESEARCH CENTER
September 3-7, 2015 OMNIBUS
FINAL TOPLINE
N=1,004

ASK ALL:

PEW.1 As I read a list of some stories covered by news organizations this past week, please tell me if you happened to follow each news story very closely, fairly closely, not too closely, or not at all closely. First, **[INSERT ITEM; RANDOMIZE] [IF NECESSARY "Did you follow [ITEM] very closely, fairly closely, not too closely or not at all closely?"]**

	<u>Very closely</u>	<u>Fairly closely</u>	<u>Not too closely</u>	<u>Not at all closely</u>	(VOL.) DK/Ref
a. Reports about the condition of the U.S. economy					
September 3-7, 2015	24	30	20	25	1
August 20-23, 2015	25	27	27	20	2
April 30-May 3, 2015	20	28	25	26	1
March 5-8, 2015	24	31	16	29	1
February 5-8, 2015	24	32	19	23	2
January 22-25, 2015	26	30	18	24	2
January 8-11, 2015	24	35	17	24	1
December 4-7, 2014	28	31	20	19	1
November 6-9, 2014	31	35	21	12	2
October 16-19, 2014	26	33	22	18	1
September 25-28, 2014	25	33	22	19	1
July 31-August 3, 2014	27	29	23	21	1
June 5-8, 2014	26	28	20	24	1
March 20-23, 2014	30	34	18	17	2
March 6-9, 2014	27	31	19	22	1
February 27-March 2, 2014	27	32	16	24	1
February 6-9, 2014	28	29	20	22	1
January 30-February 2, 2014	29	31	17	23	*
January 9-12, 2014	28	29	19	23	1
January 2-5, 2014	29	31	17	22	1
SEE TREND FOR PREVIOUS YEARS: http://www.people-press.org/files/2015/01/NII-Economy-trend.pdf					
b. News about candidates for the 2016 presidential election					
September 3-7, 2015	27	32	21	19	1
August 20-23, 2015	27	27	23	22	1
April 30-May 3, 2015	16	25	23	34	1
SEE TRENDS FOR PREVIOUS YEARS: http://www.people-press.org/files/2015/05/NII-Election-trend.pdf					
c. Reports about the Islamic militant group in Iraq and Syria, known as ISIS					
September 3-7, 2015	24	28	21	26	1
August 20-23, 2015	21	31	24	23	1
February 5-8, 2015	29	31	17	21	1
January 22-25, 2015	25	33	21	21	1
December 4-7, 2014	28	29	21	21	1
November 20-23, 2014	31	31	17	20	1
October 16-19, 2014: <i>U.S. airstrikes against ISIS and other Islamic militant groups in Iraq and Syria</i>	29	33	19	19	1
October 2-5, 2014	31	30	21	18	1

PEW.1 CONTINUED...

	<u>Very closely</u>	<u>Fairly closely</u>	<u>Not too closely</u>	<u>Not at all closely</u>	(VOL.) <u>DK/Ref</u>
September 25-28, 2014: <i>U.S. airstrikes against ISIS and other Islamic militant groups in the Middle East</i>	37	32	16	14	1
September 11-14, 2014: <i>Reports about the Islamic militant group in Iraq and Syria, known as ISIS</i>	37	30	16	17	*
August 14-17, 2014: <i>U.S. airstrikes against an Islamic militant group in Iraq</i>	23	29	21	26	1
June 26-29, 2014: <i>Growing violence and political instability in Iraq</i>	25	29	18	27	1
d. Wildfires in California and other Western states					
September 3-7, 2015	15	26	26	31	1
August 20-23, 2015	21	29	24	25	1
TRENDS FOR COMPARISON:					
August 29-September 1, 2013: <i>Wildfires in California</i>	20	33	23	24	*
June 28-July 1, 2012: <i>Large wildfires in Colorado</i>	27	28	21	23	1
June 14-17, 2012: <i>Wildfires in Colorado and other Western states</i>	17	28	24	32	*
September 8-11, 2011: <i>Wildfires in Texas</i>	20	27	25	27	1
June 23-26, 2011: <i>Wildfires in the West and South</i>	21	24	26	28	1
June 9-12, 2011: <i>Wildfires in Arizona</i>	18	27	24	30	*
September 3-6, 2009: <i>Southern California wildfires</i>	22	32	29	16	0
April 24-27, 2009: <i>Wildfires in South Carolina</i>	12	21	29	38	*
November 14-17, 2008: <i>California wildfires</i>	21	28	29	22	*
October 17-20, 2008	15	28	33	24	*
July 11-14, 2008	22	34	28	16	*
October 26-29, 2007	40	41	13	6	*
January 12-15, 2007: <i>Fires in Malibu, California</i>	10	20	31	38	1
November, 2003: <i>California wildfires</i>	38	35	17	9	1
June, 2002: <i>Wildfires in Colorado and other western states</i>	30	36	25	9	*
September, 2001: <i>Wild fires in the west</i>	28	37	24	11	*
December, 1993: <i>Southern California fires</i>	44	39	13	4	*
July, 1990	29	35	24	12	0

ASK ALL:

On another subject ...

PEW.2 How much, if anything, have you heard about a recent agreement on Iran's nuclear program between Iran, the United States and other nations? Have you heard **[READ IN ORDER]**

Sep 3-7 <u>2015</u>		Jul 14-20 <u>2015</u>
36	A lot	35
32	A little	44
30	Nothing at all	21
1	Don't know/Refused (VOL.)	1

PEW.2 CONTINUED...

TRENDS FOR COMPARISON: *How much, if anything, have you heard about negotiations between the United States and Iran on Iran's nuclear program? Have you heard ...*

	<u>A lot</u>	<u>A little</u>	Nothing <u>at all</u>	(VOL.) Don't know/ <u>Refused</u>
Mar 25-29, 2015	27	49	24	1
Dec 3-8, 2013 U.S.-Iran Pact (U) ¹	24	48	28	1
Oct 30-Nov 6, 2013	24	49	26	1
Mar 7-11, 2012	41	38	21	*
Feb 8-12, 2012	38	39	23	*
Jan 11-16, 2012	42	41	15	2
Sept 30-Oct 4, 2009	41	41	18	*
Sep 2006	41	44	14	1
Feb 2006	32	46	21	1

ASK ALL:

PEW.3 From what you know, do you approve or disapprove of this agreement? **[IF NECESSARY:** The recent agreement on Iran's nuclear program between Iran, the United States and other nations]

Sep 3-7 <u>2015</u>		Jul 14-20 <u>2015</u>
21	Approve	33
49	Disapprove	45
30	Don't know/Refused (VOL.)	22

TRENDS FOR COMPARISON: *From what you know, do you approve or disapprove of ...*

*Agreement between U.S. and
Iran on Iran's nuclear program
(U)*

*U.S. negotiating directly with Iran
over its nuclear program*

Dec 3-8 <u>2013</u>		Mar 25-29 <u>2015</u>	Sep 30-Oct 4 <u>2009</u>	Sep <u>2006</u> ²
32	Approve	49	63	54
43	Disapprove	40	28	32
25	Don't know/Refused (VOL.)	11	9	14

ASK ALL:

PEW.4 If this agreement is implemented, do you think the relationship between the U.S. and Iran will improve, get worse or stay about the same?

Sep 3-7 <u>2015</u>		Jul 14-20 <u>2015</u>
18	Improve	23
30	Get worse	28
37	Stay about the same	40
16	Don't know/Refused (VOL.)	9

¹ In December 2013, question referred to "the recent agreement between the United States and Iran on Iran's nuclear program." In November 2013, question referred to "recent international talks regarding Iran's nuclear enrichment program." From September 2006 to March 2012, question read: "How much, if anything, have you read or heard about the dispute over Iran's nuclear program? Have you heard..." In January 11-16, 2012, the question read: "...recent tensions between the U.S. and Iran over Iran's nuclear program and disputes in the Persian Gulf." In February 2006, question read: "The Iranian government recently said it will resume research on nuclear technology, despite opposition from other countries. How much, if anything, have you read or heard about this?"

² In September 2006, question read: "From what you know, would you favor or oppose the United States negotiating directly with Iran over the issue of its nuclear program?"

RANDOMIZE PEW.5 AND PEW.6**ASK ALL:**

PEW.5 How much confidence do you have that Iran's leaders will uphold their side of the agreement **[READ IN ORDER]**?

Sep 3-7 <u>2015</u>		Jul 14-20 <u>2015</u>
2	A great deal of confidence	3
18	A fair amount of confidence	22
28	Not too much confidence	34
42	No confidence at all	37
9	Don't know/Refused (VOL.)	4

RANDOMIZE PEW.5 AND PEW.6**ASK ALL:**

PEW.6 How much confidence do you have in the U.S. and international agencies ability to monitor Iran's compliance with the agreement **[READ IN ORDER]**?

Sep 3-7 <u>2015</u>		Jul 14-20 <u>2015</u>
12	A great deal of confidence	12
30	A fair amount of confidence	34
27	Not too much confidence	32
24	No confidence at all	20
7	Don't know/Refused (VOL.)	3

ASK ALL:

PARTY In politics TODAY, do you consider yourself a Republican, Democrat, or independent?

ASK IF INDEP/NO PREF/OTHER/DK/REF (PARTY=3,4,5,9):

PARTYLN As of today do you lean more to the Republican Party or more to the Democratic Party?

	<u>Republican</u>	<u>Democrat</u>	<u>Independent</u>	(VOL.) No <u>preference</u>	(VOL.) Other <u>party</u>	(VOL.) <u>DK/Ref</u>	Lean <u>Rep</u>	Lean <u>Dem</u>
Sep 3-7, 2015	25	28	36	5	1	5	14	13

Key to Pew Research trends noted in the topline:

(U)

Pew Research Center/USA Today polls