



THE PEW RESEARCH CENTER
For The People & The Press

NEWS Release
1615 L Street, N.W., Suite 700
Washington, D.C. 20036
Tel (202) 419-4350
Fax (202) 419-4399

FOR IMMEDIATE RELEASE:
Wednesday, March 30, 2011

FOR FURTHER INFORMATION:
Andrew Kohut, Director
Michael Remez, Senior Writer

2011: The Year of Foreign News Public Stays Focused on Japan as Media Turns to Libya

The public's news interests this week are far out of sync with the news media's coverage: While the aftermath of the Japan earthquake and tsunami was the public's top story by a wide margin, news organizations devoted far more coverage to the military conflict in Libya.

Nearly six-in-ten Americans (57%) say they followed news about the aftermath of the earthquake and tsunami in Japan more closely than any other news last week. Just 15% say they followed news about the U.S. and allies' airstrikes on Libya most closely, according to the latest News Interest Index survey conducted March 24-27 among 1,002 adults.

The public's news interests are largely unchanged from a week earlier. But news

organizations suddenly shifted their focus from Japan to the ongoing military action in Libya. News about Libya accounted for 41% of news coverage this week, compared with just 15% devoted to the Japan crisis, according to the Pew Research Center's Project for

News Coverage vs. News Interest

	News Interest	News Coverage
Japan disaster	57	15
Air strikes in Libya	15	41
Economy	10	6
Elizabeth Taylor	3	7
2012 election	2	2
Egyptian constitution	*	1

News interest shows the percentage of people who say they followed this story most closely, Pew Research Center for the People & the Press, March 24-27, 2011. News coverage shows the percentage of news coverage devoted to each story, Pew Research Center's Project for Excellence in Journalism, March 21-27, 2011.

Excellence in Journalism (PEJ). Just a week earlier, news from Japan accounted for more than half (57%) of all news coverage.

The past few months have seen an unusual series of major news stories and, in a departure from recent years, most have been overseas stories. In February, the public and news media focused on the extraordinary wave of protests and unrest in the Middle East. The devastating Japanese earthquake hit on March 11 as the rebellion against Moammar Gadhafi gained strength in Libya. According to PEJ, 43% of coverage so far this year has been devoted to international events, double the normal level.

With major news unfolding in Japan and Libya last week, two foreign stories topped the News Interest Index for the first time since the first week of July 2007. That week the public's top stories were the war in Iraq and the string of coordinated suicide bombings in London. Other foreign stories have topped the public's news interest in recent years, such as the earthquake in Haiti last January, but they generally shared attention with major domestic stories – especially economic and political news.

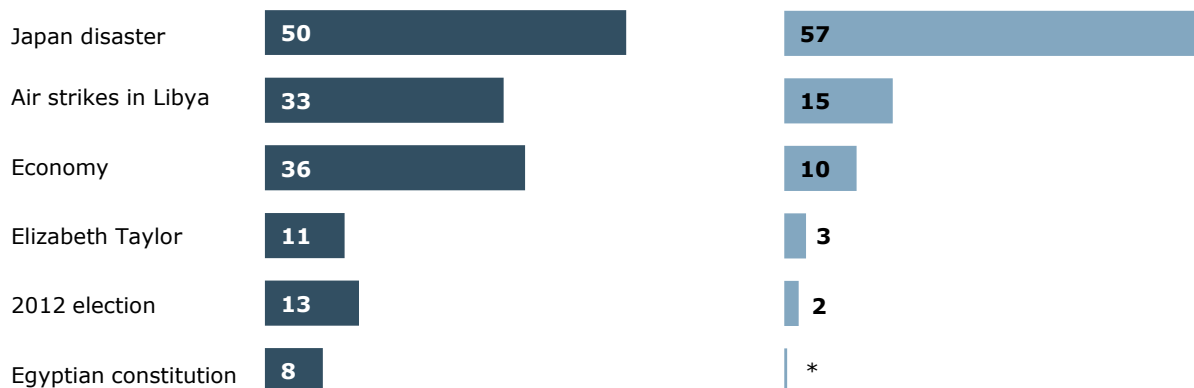
The Week's News: Lukewarm Interest in Libya

A third of the public (33%) says they followed news about military air strikes in Libya by the U.S. and its allies very closely last week. By contrast, 50% say they followed news about the aftermath of the Japanese disasters very closely. The survey was completed before President Obama addressed the nation Monday night about the mission in Libya.

News Interest

% following each story very closely

Which one story did you follow most closely?



PEW RESEARCH CENTER Mar. 24-27, 2011.

As a point of comparison, there was considerably more public interest in the start of NATO airstrikes against Serbian forces in March 1999 (43% very closely).

The current level of interest in Libya is no higher than interest in news about the nation's economy (36% very closely). But economic news accounted for only 6% of coverage.

In other news, 11% say they followed news about the death of actress Elizabeth Taylor very closely; 3% say this was their top story. News about the movie star's death accounted for 7% of coverage.

Similar percentages followed news about the 2012 presidential candidates, though this story received less coverage; 13% say they followed news about the elections very closely, while 2% say this was the news they followed most closely. News about the early positioning garnered just 2% of coverage.

Just 8% say they very closely followed news about Egyptians voting on a new constitution. Less than 1% say this was their top story for the week. News about the developments in Egypt accounted for 1% of coverage.

2011: Consecutive Major Stories

Public interest and media coverage have been largely in sync on the huge stories that have broken since the start of 2011 – until the allied air strikes in Libya started this month.

Both the public and the media focused heavily on the January shootings in Tucson that left six dead and Rep. Gabrielle Giffords severely injured. Public interest stayed relatively high on this story, though coverage fell off more quickly as the media moved on to other developing stories – especially the growing unrest in the Middle East.

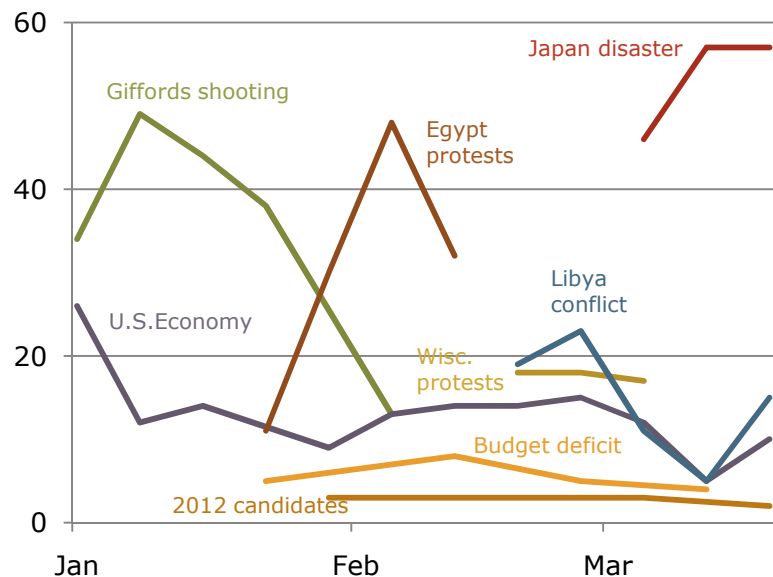
As the protests swelled in Cairo's Tahrir Square – along with occasional outbreaks of violence – interest and coverage of the protests in Egypt ramped up quickly. After then-President Hosni Mubarak stepped down Feb. 11, the focus of coverage shifted to unrest elsewhere in the region. The percentage of the public saying they were following news about Egypt more closely than any other news fell off as well. Few closely followed voting last week on a new constitution.

After Mubarak resigned, two new stories competed for media and public attention – the protests in Wisconsin over a plan to scale back the collective bargaining rights of public workers and the worsening unrest in Libya.

Then the devastating earthquake and tsunami hit Japan March 11. That story has continued to capture the public's interest as Japan grapples with an ongoing nuclear crisis at a crippled nuclear power complex. While public interest stayed strong last week, the media focused more on developments in Libya.

Public Interest in Major Stories of the Quarter

% following each story most closely...



PEW RESEARCH CENTER.

The focus on foreign news has meant less attention in the first quarter to long-running domestic stories such as the fight over the federal budget deficit and the early stages of the 2012 presidential elections. At this stage in 2007, with candidates in both parties vying for the presidential nomination, the 2008 election garnered both more coverage and more interest. See [*“Obama Tests Well at Start of Reelection Run,”* March 23, 2011.](#))

Strong Interest in Foreign News

Last week, foreign news dominated the public's news interest with more than seven-in-ten saying they tracked either news about Japan (57%) or about allied air strikes in Libya (15%) more closely than any other news. That is rarely the case for this index, which measures public interest in a wide range of stories.

Looking at surveys conducted since the start of 2009, interest in international news cumulatively has rarely made up a high percentage of the index. One exception came last month. In mid-February, 48% said they were following developments in Egypt most closely the week that Hosni Mubarak stepped down.

In mid-October of last year, 40% said the dramatic rescue of a crew of Chilean miners trapped in an underground mine was their top story of the week. Despite the fast approaching congressional elections, nothing else came close.

Interest in the Haiti earthquake last January was comparable to current interest in the disasters in Japan; 57% said they followed developments there more closely than any other news.

The week of June 15, 2009, 20% said their top story was the anti-government protests in Iran, while 12% said it was new tensions between North and South Korea. Roughly a third of the public (32%) said they were following one of those stories most closely.

When Foreign Stories Grab Public



PEW RESEARCH CENTER Bars represent percent following a foreign news story "most closely" each week

The week of April 6 of that year, 20% of the public said they were following news about pirates hijacking ships off the coast of Somalia most closely, 11% said they were following Obama's trip to Turkey and Iraq and 8% said they were following news about an earthquake in Italy that closely.

The following week, 34% said their top story was the Somali pirates, while 6% said it was Obama's travels to Latin America.

Foreign Coverage Viewed Positively

More than eight-in-ten Americans rate press coverage of the earthquake and tsunami in Japan as excellent (43%) or good (42%). Almost as many say the same about coverage of the shooting of Gabrielle Giffords in early January (34% excellent, 40% good).

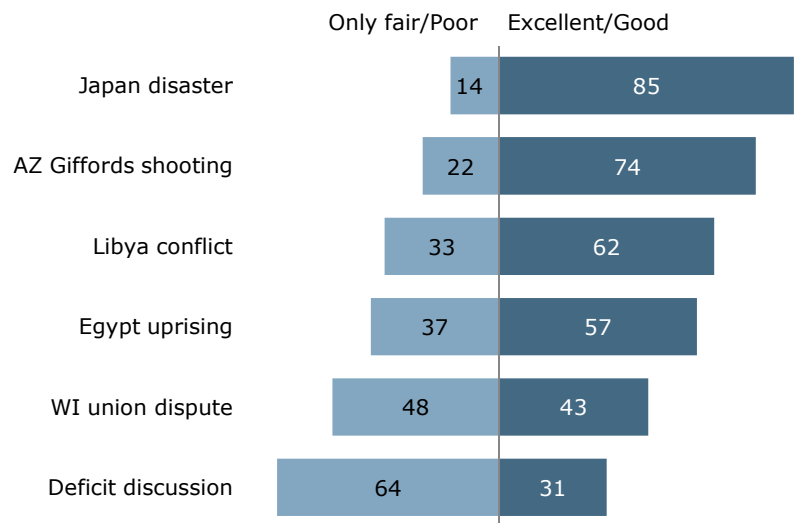
But when it comes to domestic stories focused on economics and politics, the press gets much lower marks. Just 4% say the news media has done an excellent job covering discussions

about how to address the federal budget deficit, 27% say coverage has been good. Nearly two-thirds rate the job the press has done as only fair (40%) or poor (24%).

Reporting on the dispute in Wisconsin between the state government and public employee unions is rated only slightly better: 11% say coverage of that story has been excellent; 32% say it has been good. About half rate it as only fair (29%) or poor (19%).

Ratings are somewhat better for the two of the complex stories unfolding in the Middle East. About six-in-ten say the press has done an excellent (18%) or good job (44%)

Rating Press Coverage for Top 2011 Stories



PEW RESEARCH CENTER Mar. 24-27, 2011.

covering the uprising in Libya and the military air strikes by the U.S. and its allies. A third say the coverage has been only fair (23%) or poor (10%). Coverage of the uprising in Egypt and the political transition there gets similar ratings. Nearly six-in-ten say it has been excellent (16%) or good (41%); 26% say it has been only fair and 11% rate it as poor.

These findings are based on the most recent installment of the weekly News Interest Index, an ongoing project of the Pew Research Center for the People & the Press. The index, building on the Center's longstanding research into public attentiveness to major news stories, examines news interest as it relates to the news media's coverage. The weekly survey is conducted in conjunction with The Project for Excellence in Journalism's News Coverage Index, which monitors the news reported by major newspaper, television, radio and online news outlets on an ongoing basis. In the most recent week, data relating to news coverage were collected March 21-27, and survey data measuring public interest in the top news stories of the week were collected March 24-27, from a nationally representative sample of 1,002 adults.

About the News Interest Index

The *News Interest Index* is a weekly survey conducted by the Pew Research Center for the People & the Press aimed at gauging the public's interest in and reaction to major news events. This project has been undertaken in conjunction with the Project for Excellence in Journalism's *News Coverage Index*, an ongoing content analysis of the news. The News Coverage Index catalogues the news from top news organizations across five major sectors of the media: newspapers, network television, cable television, radio and the internet. Each week (from Monday through Sunday) PEJ compiles this data to identify the top stories for the week. (For more information about the Project for Excellence in Journalism's News Coverage Index, go to www.journalism.org.) The News Interest Index survey collects data from Thursday through Sunday to gauge public interest in the most covered stories of the week.

Results for this survey are based on telephone interviews conducted March 24-27, 2011, among a national sample of 1,002 adults 18 years of age or older living in the continental United States (671 respondents were interviewed on a landline telephone, and 331 were interviewed on a cell phone, including 141 who had no landline telephone). The survey was conducted by interviewers at Princeton Data Source under the direction of Princeton Survey Research Associates International. A combination of landline and cell phone random digit dial samples were used; both samples were provided by Survey Sampling International. Interviews were conducted in English. Respondents in the landline sample were selected by randomly asking for the youngest adult male or female who is now at home. Interviews in the cell sample were conducted with the person who answered the phone, if that person was an adult 18 years of age or older.

The combined landline and cell phone sample are weighted using an iterative technique that matches gender, age, education, race, Hispanic origin, region, and population density to parameters from the March 2010 Census Bureau's Current Population Survey. The sample is also weighted to match current patterns of telephone status based on extrapolations from the 2010 National Health Interview Survey. The weighting procedure also accounts for the fact that respondents with both landline and cell phones have a greater probability of being included in the combined sample and adjusts for household size within the landline sample. Sampling errors and statistical tests of significance take into account the effect of weighting. The following table shows the sample sizes and the error attributable to sampling that would be expected at the 95% level of confidence for different groups in the survey:

Group	Sample Size	Plus or minus ...
Total sample	1,002	4.0 percentage points
Republicans	253	7.5 percentage points
Democrats	314	7.0 percentage points
Independents	345	6.0 percentage points

Sample sizes and sampling errors for other subgroups are available upon request.

In addition to sampling error, one should bear in mind that question wording and practical difficulties in conducting surveys can introduce error or bias into the findings of opinion polls.

About the Pew Research Center for the People & the Press

The Pew Research Center for the People & the Press is an independent opinion research group that studies attitudes toward the press, politics and public policy issues. We are sponsored by The Pew Charitable Trusts and are one of seven projects that make up the Pew Research Center, a nonpartisan "fact tank" that provides information on the issues, attitudes and trends shaping America and the world.

The Center's purpose is to serve as a forum for ideas on the media and public policy through public opinion research. In this role it serves as an important information resource for political leaders, journalists, scholars, and public interest organizations. All of our current survey results are made available free of charge.

All of the Center's research and reports are collaborative products based on the input and analysis of the entire Center staff consisting of:

Andrew Kohut, Director
Scott Keeter, Director of Survey Research
Carroll Doherty and Michael Dimock, Associate Directors
Michael Remez, Senior Writer
Leah Christian and Jocelyn Kiley, Senior Researchers
Robert Suls, Shawn Neidorf, and Alec Tyson, Research Associates
Jacob Poushter, Research Analyst
Danielle Gewurz, Research Assistant

PEW RESEARCH CENTER NEWS INTEREST INDEX
MARCH 24-27, 2011 OMNIBUS
FINAL TOPLINE
N=1,002

ASK ALL:

PEW.1 As I read a list of some stories covered by news organizations this past week, please tell me if you happened to follow each news story very closely, fairly closely, not too closely, or not at all closely. First, **[INSERT ITEM; RANDOMIZE;] [IF NECESSARY "Did you follow [ITEM] very closely, fairly closely, not too closely or not at all closely?"]**

	<u>Very closely</u>	<u>Fairly closely</u>	<u>Not too closely</u>	<u>Not at all closely</u>	(VOL.) DK/Ref
a. Reports about the condition of the U.S. economy					
March 24-27, 2011	36	32	17	15	*
March 17-20, 2011	38	32	17	13	*
March 10-13, 2011	40	30	16	13	*
March 3-6, 2011	37	31	17	13	1
February 24-27, 2011	49	29	11	10	*
February 17-20, 2011	35	33	14	17	*
February 10-13, 2011	36	34	13	16	*
February 3-6, 2011	35	37	14	14	*
January 20-23, 2011	37	33	14	15	1
January 13-16, 2010	37	29	15	18	1
January 6-9, 2011	39	37	11	12	1
December 16-19, 2010	39	31	14	15	2
December 9-12, 2010	39	30	14	16	1
December 2-5, 2010	52	28	11	9	*
November 18-21, 2010	46	31	11	11	*
November 11-14, 2010	38	30	15	16	1
November 4-7, 2010	44	32	11	13	*
October 28-November 1, 2010	39	34	11	15	1
October 21-24, 2010	41	29	14	14	1
October 14-17, 2010	42	33	12	13	*
October 7-10, 2010	36	33	15	15	1
September 30-October 3, 2010	43	35	10	11	1
September 23-26, 2010	43	34	13	9	1
September 16-19, 2010	37	30	16	16	1
September 2-6, 2010	43	31	13	12	*
August 19-22, 2010	39	31	14	15	1
August 5-8, 2010	39	33	14	13	1
July 29-August 1, 2010	51	33	11	5	*
July 22-25, 2010	46	33	14	6	1
July 15-18, 2010	37	33	14	15	1
July 8-11, 2010	36	33	15	16	*
July 1-5, 2010	48	30	13	8	*
June 24-27, 2010	37	37	15	11	1
June 17-20, 2010	38	34	15	13	*
June 10-13, 2010	39	35	17	9	*
June 3-6, 2010	35	33	16	14	1
May 27-30, 2010	43	29	13	15	*
May 20-23, 2010	40	35	13	11	*
May 13-16, 2010	49	32	11	8	1
May 7-10, 2010	42	34	11	12	*
April 30-May 3, 2010	32	37	17	14	1
April 23-26, 2010	42	31	13	14	*
April 16-19, 2010	40	32	14	14	0
April 9-12, 2010	40	32	15	13	*
April 1-5, 2010	33	34	14	19	*
March 19-22, 2010	41	32	14	13	*
March 12-15, 2010	41	35	12	12	*

PEW.1 CONTINUED...

	<u>Very closely</u>	<u>Fairly closely</u>	<u>Not too closely</u>	<u>Not at all closely</u>	(VOL.) DK/Ref
March 5-8, 2010	40	34	12	13	*
February 26-March 1, 2010	31	33	17	19	*
February 19-22, 2010	38	34	15	12	*
February 12-15, 2010	35	34	15	16	*
February 5-8, 2010	43	36	13	9	*
January 29-February 1, 2010	45	32	13	10	*
January 22-25, 2010	41	34	14	10	*
January 15-18, 2010	37	38	14	11	*
January 8-11, 2010	39	33	15	12	*
December 18-21, 2009	45	31	14	10	0
December 11-14, 2009	42	31	14	13	*
December 4-7, 2009	41	36	13	9	1
November 13-16, 2009	38	33	14	15	*
October 30-November 2, 2009	34	32	17	16	*
October 23-26, 2009	44	30	15	10	1
October 9-12, 2009	41	29	16	13	*
October 2-5, 2009	44	30	15	11	0
September 25-28, 2009	44	37	10	10	*
September 18-21, 2009	44	34	15	7	*
September 11-14, 2009	45	32	14	9	*
September 3-6, 2009	41	31	15	13	*
August 28-31, 2009	45	30	13	12	1
August 21-24, 2009	50	27	13	10	1
August 14-17, 2009	41	37	11	12	*
August 7-10, 2009	42	34	13	10	*
July 31-August 3, 2009	46	34	11	8	*
July 24-27, 2009	45	35	12	8	*
July 17-20, 2009	43	35	11	11	1
July 10-13, 2009	37	38	13	11	*
July 2-5, 2009	38	35	15	12	*
June 19-22, 2009	42	33	15	10	*
June 12-15, 2009	41	35	12	12	*
June 5-8, 2009	41	34	11	14	*
May 29-June 1, 2009	43	37	11	8	*
May 21-24, 2009	44	35	13	9	*
May 15-18, 2009	44	35	12	8	*
May 8-11, 2009	42	34	12	12	*
May 1-4, 2009	47	36	11	5	1
April 17-20, 2009	52	30	10	7	1
April 9-13, 2009	48	29	13	10	0
March 27-30, 2009	48	32	10	10	*
March 20-23, 2009	52	34	8	6	*
March 13-16, 2009	48	33	9	10	*
February 27-March 2, 2009	56	30	8	6	*
February 13-16, 2009	55	29	10	6	*
January 30-February 2, 2009	52	31	12	5	*
January 23-26, 2009	57	30	8	5	0
January 16-19, 2009	43	35	13	9	*
January 2-4, 2009	42	36	15	7	*
December 12-15, 2008	51	33	9	7	*
December 5-8, 2008	42	38	13	7	*
November 21-24, 2008	59	24	9	8	*
November 14-17, 2008	56	29	9	6	*
November 7-10, 2008	54	31	8	7	*
October 31-November 3, 2008	63	27	6	4	*
October 24-27, 2008	52	35	7	5	1
October 17-20, 2008	62	29	6	3	*
October 10-13, 2008	65	25	7	3	*
October 3-6, 2008	69	23	5	3	*

PEW.1 CONTINUED...

	<u>Very closely</u>	<u>Fairly closely</u>	<u>Not too closely</u>	<u>Not at all closely</u>	(VOL.) DK/Ref
September 26-29, 2008	70	22	5	3	*
September 19-22, 2008	56	27	12	5	*
September 5-8, 2008	44	33	16	7	*
August 29-31, 2008	41	34	13	11	1
August 15-18, 2008	39	36	15	10	*
August 8-11, 2008	39	35	16	10	*
August 1-4, 2008	47	34	11	8	0
July 25-28, 2008	46	32	10	12	*
July 18-21, 2008	45	33	13	9	*
July 11-14, 2008	44	33	12	10	1
June 27-30, 2008	49	31	12	7	1
June 13-16, 2008	42	33	14	11	*
May 9-12, 2008	45	31	13	11	*
May 2-5, 2008	43	31	15	10	1
April 18-21, 2008	41	35	13	10	1
April 4-7, 2008	39	37	12	12	*
March 28-31, 2008	42	36	14	8	*
March 20-24, 2008	45	33	13	9	*
February 29-March 3, 2008	38	35	15	11	1
February 15-18, 2008	37	36	11	16	8
February 1-4, 2008	40	37	14	8	1
January 18-21, 2008	42	31	16	11	*
January 11-14, 2008	36	32	15	16	1
November 2-5, 2007	27	37	16	19	1
October 19-22, 2007	25	34	20	21	*
August 10-13, 2007	28	36	18	18	*
Mid-November, 2006	31	40	17	11	1
December, 2005	35	35	18	11	1
Early November, 2005	35	39	17	9	*
Mid-May, 2005	30	39	19	11	1
January, 2005	35	41	17	7	*
Mid-October, 2004	30	43	16	10	1
Early September, 2004	39	34	15	11	1
Mid-January, 2004	37	41	15	7	*
December, 2003	35	38	14	11	2
November, 2003	40	34	15	10	1
October, 2003	32	39	16	12	1
September, 2003	39	30	18	12	1
March, 2003	40	35	16	8	1
February, 2003	42	33	15	10	*
December, 2002	38	34	17	10	1
February, 2002	35	40	15	9	1
January, 2002	30	44	16	9	1
December, 2001	37	40	13	8	2
Mid-November, 2001	41	36	15	7	1
June, 2001	24	41	18	16	1
May, 2001	34	36	15	15	0
April, 2001	36	34	16	13	1
February, 2001	30	39	18	12	1
January, 2001	32	38	17	11	2
June, 1995	26	41	22	11	*
March, 1995	27	45	19	9	*
February, 1995	23	41	22	13	1
December, 1994	28	43	20	9	*
October, 1994	27	40	20	12	1
June, 1994	25	42	23	10	*
May, 1994	33	40	16	10	1
January, 1994	34	39	16	10	1
Early January, 1994	36	44	13	7	*

PEW.1 CONTINUED...

	<u>Very closely</u>	<u>Fairly closely</u>	<u>Not too closely</u>	<u>Not at all closely</u>	(VOL.) DK/Ref
December, 1993	35	41	15	8	1
October, 1993	33	38	20	9	*
September, 1993	37	40	14	8	1
Early September, 1993	39	39	14	9	*
August, 1993	41	36	14	9	*
May, 1993	37	38	18	6	1
February, 1993	49	36	10	5	*
January, 1993	42	39	12	7	*
September, 1992	43	37	13	6	1
May, 1992	39	39	15	6	1
March, 1992	47	38	11	4	*
February, 1992	47	37	10	6	*
January, 1992	44	40	11	5	*
October, 1991	36	38	16	9	1

b. News about possible candidates for the 2012 presidential elections

March 24-27, 2011	13	19	26	41	1
March 10-13, 2011	15	21	26	38	0
February 10-13, 2011	16	19	24	40	*
February 3-6, 2011	15	20	23	42	*

TRENDS FOR COMPARISON:

October 24-27, 2008: <i>2008 Presidential Election</i>	44	36	11	8	1
October 17-20, 2008	61	28	7	4	*
October 10-13, 2008	52	31	12	5	*
October 3-6, 2008	57	31	8	4	*
September 26-29, 2008	56	29	10	5	*
September 19-22, 2008	47	33	14	6	*
September 12-15, 2008	40	38	14	7	1
September 5-8, 2008	45	39	12	4	*
August 29-31, 2008	45	32	15	8	*
August 22-25, 2008	31	36	22	11	*
August 15-18, 2008	25	41	19	14	1
August 8-11, 2008	27	38	22	13	*
August 1-4, 2008	30	42	19	9	*
July 25-28, 2008	30	34	21	15	*
July 18-21, 2008	30	35	21	14	*
July 11-14, 2008	28	34	22	15	1
July 3-7, 2008	25	35	23	17	*
June 27-30, 2008	39	33	18	10	*
June 20-23, 2008	28	38	22	12	*
June 13-16, 2008	35	35	20	10	*
June 6-9, 2008	38	35	17	10	*
May 30-June 2, 2008	30	35	21	14	*
May 22-25, 2008	32	37	20	11	*
May 16-19, 2008	33	37	19	10	1
May 9-12, 2008	35	36	18	11	*
May 2-5, 2008	27	35	23	14	1
April 25-28, 2008	34	37	18	11	*
April 18-21, 2008	29	41	19	10	1
April 11-14, 2008	31	37	22	10	*
April 4-7, 2008	33	36	17	14	*
March 28-31, 2008	31	41	18	10	*
March 20-24, 2008	34	37	18	11	*
March 14-17, 2008	40	37	16	7	*
March 7-10, 2008	39	36	15	9	1
February 29-March 3, 2008	43	34	14	9	*
February 22-25, 2008	42	37	13	8	*

PEW.1 CONTINUED...

	<u>Very closely</u>	<u>Fairly closely</u>	<u>Not too closely</u>	<u>Not at all closely</u>	(VOL.) DK/Ref
February 15-18, 2008	44	36	10	10	*
February 8-11, 2008	39	37	15	9	0
February 1-4, 2008	37	35	16	12	*
January 25-28, 2008	36	37	14	12	1
January 18-21, 2008	36	34	18	12	*
January 11-14, 2008 ¹	32	31	19	17	1
January 4-7, 2008	33	36	19	11	1
December 14-17, 2007	25	34	22	19	*
December 7-10, 2007	24	35	22	19	*
November 30 - December 3, 2007	23	35	23	19	*
November 23-26, 2007	20	33	26	20	1
November 16-19, 2007	26	33	21	19	1
November 9-12, 2007	21	33	25	21	*
November 2-5, 2007	27	30	21	21	1
October 26-29, 2007	21	34	26	19	*
October 19-22, 2007	23	32	22	23	*
October 12-15, 2007	13	31	26	30	*
October 5-8, 2007	22	30	24	24	*
September 28 - October 1, 2007	21	34	25	20	*
September 21-24, 2007	24	31	22	23	*
September 14-17, 2007	22	31	24	23	*
September 7-10, 2007	18	34	26	22	*
August 30-September 2, 2007	19	35	21	25	*
August 24-27, 2007	22	28	24	26	*
August 17-20, 2007	19	27	24	30	*
August 10-13, 2007	23	32	21	24	*
August 3-6, 2007	19	31	25	25	*
July 27-30, 2007	19	32	22	26	1
July 20-23, 2007	16	26	30	27	1
July 13-16, 2007	17	29	27	27	*
July 6-9, 2007	24	29	24	22	1
June 29-July 2, 2007	20	32	25	23	*
June 22-25, 2007	18	31	21	30	*
June 15-18, 2007	17	32	26	25	*
June 8-11, 2007	19	30	24	26	1
June 1-4, 2007	16	27	32	24	1
May 24-27, 2007	22	33	23	22	*
May 18-21, 2007	18	31	24	27	*
May 11-14, 2007	18	30	23	28	1
May 4-7, 2007	23	34	21	21	1
April 27-30, 2007	14	30	29	26	1
April 20-23, 2007	18	28	27	27	*
April 12-16, 2007	18	28	27	27	*
April 5-9, 2007	25	30	26	19	*
March 30-April 2, 2007	20	29	27	23	1
March 23-26, 2007	20	32	22	26	*
March 16-19, 2007	15	28	29	27	1
March 9-12, 2007	24	30	23	23	*
March 2-5, 2007	19	31	26	23	1
February 23-26, 2007	22	33	24	21	*
February 16-19, 2007	18	32	22	27	1
February 9-12, 2007	24	30	24	21	1
February 2-5, 2007	24	36	22	18	*
January 26-29, 2007	24	33	23	20	*
January 19-22, 2007 ²	24	27	22	26	1

¹ January 11-14, 2008 asked about: "News about the New Hampshire primaries and the presidential campaign."

² January 19-22, 2007 asked about: "Recent announcements by prominent Democrats about plans to run for president in 2008."

PEW.1 CONTINUED...

	Very <u>closely</u>	Fairly <u>closely</u>	Not too <u>closely</u>	Not at all <u>closely</u>	(VOL.) DK/Ref
November, 2004 (RVs): 2004 Presidential Election	52	36	8	4	*
Mid-October, 2004	46	30	12	11	1
August, 2004	32	38	16	14	*
July, 2004	29	37	18	15	1
April, 2004	31	33	19	16	1
Mid-March, 2004	35	34	18	13	*
Late February, 2004	24	40	23	12	1
Early February, 2004 ³	29	37	20	13	1
Mid-January, 2004	16	30	27	26	1
Early January, 2004	14	32	30	23	1
December, 2003	16	26	27	30	1
November, 2003	11	26	34	28	1
October, 2003	12	27	28	32	1
September, 2003	17	25	30	27	1
Mid-August, 2003	12	27	27	33	1
May, 2003	8	19	31	41	1
January, 2003	14	28	29	28	1
Early November, 2000 (RVs): 2000 Presidential Election	39	44	12	5	*
Mid-October, 2000 (RVs)	40	37	15	8	*
Early October, 2000 (RVs)	42	36	15	6	1
September, 2000	22	42	21	15	*
July, 2000	21	38	20	20	1
June, 2000	23	32	23	21	1
May, 2000	18	33	26	23	*
April, 2000	18	39	22	20	1
March, 2000	26	41	19	13	1
February, 2000	26	36	21	17	*
January, 2000	19	34	28	18	1
December, 1999	16	36	24	23	1
October, 1999	17	32	28	22	1
September, 1999	15	31	33	20	1
July, 1999	15	38	24	22	1
June, 1999	11	25	29	34	1
November, 1996 (RVs): 1996 Presidential Election	34	45	15	6	*
October, 1996	31	39	18	12	*
c. Military air strikes in Libya by the U.S. and its allies					
March 24-27, 2011	33	34	17	15	*
TRENDS FOR COMPARISON:					
March 17-20, 2011: <i>The conflict between rebels and government forces in Libya</i>	26	28	21	23	1
March 10-13, 2011: <i>Growing violence in Libya</i>	29	29	21	20	*
March 3-6, 2011	31	31	18	19	1
February 24-27, 2011	38	30	15	16	*
February 17-20, 2011: <i>News about the situation in Egypt</i>	34	32	17	16	1

³ From May 2003 to Early February 2004 and in March 1992, the story was listed as "The race for the Democratic nomination." In January 2003, the story was listed as "Recent announcements by prominent Democrats about plans to run for president in 2004." In September 2000, Early September and July 1996, and May 1992, the question asked about "the presidential election campaign." In January, March and April 1996, the story was listed as "News about the Republican presidential candidates." In August 1992, the story was listed as "News about the presidential election." In July 1992, the story was listed as "News about the presidential campaign." In January 1992, the story was listed as "News about the Democratic candidates for the presidential nomination." In 1988, the story was introduced as being from "this past year" and was listed as "News about the presidential campaign in 1988."

PEW.1 CONTINUED...

	<u>Very closely</u>	<u>Fairly closely</u>	<u>Not too closely</u>	<u>Not at all closely</u>	(VOL.) <u>DK/Ref</u>
February 17-20, 2011: <i>Anti-government protests in other Middle Eastern and North African nations</i>	20	30	22	28	1
February 10-13, 2011: <i>Anti-government protests in Egypt and the resignation of President Hosni Mubarak</i>	39	31	14	15	1
February 3-6, 2011: <i>Anti-government protests in Egypt and other Middle Eastern countries</i>	32	35	16	18	*
January 27-30, 2011	17	26	21	35	*
January 20-23, 2011: <i>Political instability in Tunisia following the collapse of the government</i>	7	15	25	53	1
January, 2007: <i>The U.S. air strikes on suspected terrorist sites in Somalia</i>	17	32	27	23	1
May, 1999: <i>NATO air strikes against Serbian forces</i>	32	38	19	10	1
Late April, 1999	41	39	13	7	*
April, 1999	41	37	16	6	0
March, 1999: <i>NATO air strikes against Serbian forces in Kosovo</i>	43	32	15	9	1
August, 1998: <i>U.S. military strikes against sites linked to terrorists in Afghanistan and Sudan</i>	44	35	13	8	*
July 10-24, 1986: <i>The U.S. air strike against Libya</i>	58	27	11	3	1
d. The death of actress Elizabeth Taylor					
March 24-27, 2011	11	25	32	31	1
TRENDS FOR COMPARISON:					
July 2-5, 2009: <i>The death of singer Michael Jackson</i>	25	29	28	18	1
June 26-29, 2009	30	28	23	19	*
March 20-23, 2009: <i>Death of actress Natasha Richardson in a skiing accident</i>	18	28	24	30	*
October 3-6, 2008: <i>Death of Paul Newman</i>	19	29	28	23	1
January 25-28, 2008: <i>Death of actor Heath Ledger</i>	13	29	27	30	1
March 2-5, 2007: <i>Death of Anna Nicole Smith</i>	14	19	30	36	1
February 23-26, 2007	13	22	33	31	1
February 16-19, 2007	14	25	29	31	1
February 9-12, 2007	11	27	31	30	1
September, 2006: <i>Death of the Crocodile Hunter, Steve Irwin, from a stingray strike</i>	30	36	21	12	1
December, 2001: <i>Death of former Beatle George Harrison</i>	10	23	30	35	2
July, 1999: <i>Death of John F. Kennedy Jr., his wife and sister-in-law in a plane crash near Martha's Vineyard</i>	54	29	13	4	0
March, 1999: <i>Death of former baseball player Joe DiMaggio</i>	18	33	27	21	1
June, 1998: <i>The death of Frank Sinatra</i>	17	31	31	20	1
September, 1997: <i>The death of Princess Diana</i>	54	31	11	4	*
August, 1995: <i>The death of Jerry Garcia</i>	9	19	23	45	4
August, 1995: <i>The death of Mickey Mantle</i>	24	36	21	18	1
May, 1994: <i>The suicide of rock star Kurt Cobain</i>	7	14	25	52	2

PEW.1 CONTINUED...

	<u>Very closely</u>	<u>Fairly closely</u>	<u>Not too closely</u>	<u>Not at all closely</u>	(VOL.) <u>DK/Ref</u>
e. Egyptians voting in a referendum to modify their constitution					
March 24-27, 2011	8	19	30	43	*
TRENDS FOR COMPARISON:					
February 17-20, 2011: <i>News about the situation in Egypt</i>	34	32	17	16	1
February 10-13, 2011: <i>Anti-government protests in Egypt and the resignation of President Hosni Mubarak</i>	39	31	14	15	1
February 3-6, 2011: <i>Anti-government protests in Egypt and other Middle Eastern countries</i>	32	35	16	18	*
January 27-30, 2011	17	26	21	35	*
f. The aftermath of a major earthquake and tsunami in Japan					
March 24-27, 2011	50	35	12	3	*
March 17-20, 2011	55	31	9	4	*
March 11-13, 2011: <i>A major earthquake and tsunami off the coast of Japan⁴</i>	52	29	12	7	*
TRENDS FOR COMPARISON:					
February 24-27, 2011: <i>A major earthquake in New Zealand</i>	20	30	26	23	1
October 28-November 1, 2010: <i>A tsunami and a volcano erupting in Indonesia</i>	11	25	27	36	1
March 12-15, 2010: <i>Major aftershocks in Chile following an earthquake in late February</i>	18	41	27	14	*
March 5-8, 2010: <i>A major earthquake in Chile</i>	27	42	19	12	*
February 19-22, 2010: <i>Haiti releasing most of the Americans who were accused of attempted kidnapping</i>	16	30	29	23	*
February 12-15, 2010: <i>The aftermath of a major earthquake and relief efforts in Haiti</i>	37	37	17	8	*
February 5-8, 2010	42	39	13	6	*
January 29-February 1, 2010	45	38	13	4	*
January 22-25, 2010	50	40	8	3	*
January 15-18, 2010: <i>A major earthquake in Haiti</i>	60	28	8	4	*
August 14-17, 2009: <i>A typhoon that caused flooding and mudslides in Taiwan</i>	7	21	30	41	1
April 9-13, 2009: <i>A major earthquake in Italy</i>	18	35	25	22	*
May 16-19, 2008: <i>The earthquake in China</i>	30	41	17	12	*
May 9-12, 2008: <i>Reports about the cyclone that hit Burma</i>	23	35	23	19	*
November 2-5, 2007: <i>The impact of Hurricane Noel on the Bahamas and Cuba</i>	11	22	31	35	1
September 7-10, 2007: <i>The impact of Hurricanes Felix and Henriette on Mexico and Central America</i>	14	29	29	27	1
August 24-27, 2007: <i>The destruction caused by Hurricane Dean in Mexico and the Caribbean</i>	18	39	24	18	1
October, 2005: <i>The earthquake in Pakistan</i>	22	39	23	16	*

⁴ This item was added to polling on the second day of the field period. Data were collected March 11-13, 2011. N=671.

PEW.1 CONTINUED...

	<u>Very closely</u>	<u>Fairly closely</u>	<u>Not too closely</u>	<u>Not at all closely</u>	(VOL.) <u>DK/Ref</u>
January 2005: <i>The earthquake and tsunami in the Indian Ocean</i>	58	32	7	3	*
January 2004: <i>The earthquake in Iran</i>	16	34	31	19	*
February 2001: <i>The earthquake in India</i>	15	33	31	20	1
March 2000: <i>Flood rescue efforts in Mozambique</i>	10	26	30	34	*
September 1999: <i>The earthquake in Turkey</i>	27	37	23	12	1
November 1998: <i>Hurricane Mitch and the rain and mudslides in Central America</i>	36	36	16	11	1
February 1995: <i>The earthquake in Japan</i>	25	47	20	8	*
May 1991: <i>The cyclone that devastated Bangladesh</i>	23	36	23	17	1
July 1990: <i>The earthquake in Iran</i>	20	36	28	16	*

ASK ALL:

PEW.2 Which ONE of the stories I just mentioned have you followed most closely, or is there another story you've been following MORE closely? [**DO NOT READ LIST. ACCEPT ONLY ONE RESPONSE.**]

Mar 24-27

2011

57	The aftermath of a major earthquake and tsunami in Japan
15	Military air strikes in Libya by the U.S. and its allies
10	Reports about the condition of the U.S. economy
3	The death of actress Elizabeth Taylor
2	News about possible candidates for the 2012 presidential elections
*	Egyptians voting in a referendum to modify their constitution
5	Some other story (VOL.)
8	Don't know/Refused (VOL.)

NO QUESTIONS PEW.3-5

QUESTIONS PEW.6-11 HELD FOR FUTURE RELEASE

NO QUESTIONS PEW.12-13

ASK ALL:

PEW.14 Next, we're interested in how you would rate the job the press has done in covering some of the bigger stories so far this year. First, would you say the press coverage of **[INSERT ITEM; RANDOMIZE]** has been excellent, good, only fair, or poor? How about **[NEXT ITEM]**?

	<u>Excellent</u>	<u>Good</u>	<u>Only fair</u>	<u>Poor</u>	<u>(VOL.) DK/ Refused</u>
a. The shooting for Congresswoman Gabrielle Giffords in Tucson Arizona					
March 24-27, 2011	34	40	14	8	5
TREND FOR COMPARISON:					
April 20-23, 2007: <i>Shootings at Virginia Tech University</i>	23	43	20	10	4
b. The uprising and political transition in Egypt					
March 24-27, 2011	16	41	26	11	7
TRENDS FOR COMPARISON:					
December 18-22, 1991: <i>The end of Mikhail Gorbachev's rule (in the dissolving Soviet Union)</i>	20	60	18	2	0
June 1-4, 1990: <i>Tensions between Moscow and the Baltic Republics of Latvia, Estonia and Lithuania who wish to secede from the Soviet Union</i>	26	47	21	2	4
May 3-7, 1990: <i>Lithuania's declaration of independence from the Soviet Union and Moscow's response</i>	26	53	17	3	1
February 1-4, 1990: <i>The political changes taking place in Czechoslovakia, Hungary and East Germany</i>	34	55	8	1	2
January 4-7, 1990	35	49	12	2	2
January 4-7, 1990: <i>The revolution in Romania</i>	24	49	13	8	6
December 7-10, 1989: <i>Political changes in Eastern and Central Europe</i>	35	48	15	1	1
December 7-10, 1989: <i>Coup attempt against Filipino government</i>	20	43	27	6	4
July 6-9, 1989: <i>The political upheaval in China</i>	32	37	21	4	6
c. Discussions about how to address the federal budget deficit					
March 24-27, 2011	4	27	40	24	5
TREND FOR COMPARISON:					
February 16-21, 2005: <i>Explaining the pros and cons of George W. Bush's Social Security plan</i>	5	24	33	31	8
February 12-18, 2003: <i>The debate in Washington over tax cuts and economic stimulus plans</i>	5	34	37	15	9
July 5-8, 1990: <i>President Bush's call for higher taxes to help reduce the federal deficit</i>	13	45	32	9	1
d. The impact of the earthquake and tsunami in Japan					
March 24-27, 2011	43	42	10	4	1
TRENDS FOR COMPARISON:					
January 15-18, 2010: <i>The earthquake in Haiti</i>	35	46	14	3	2
July 5-8, 1990: <i>The earthquake in Iran</i>	23	51	20	3	3

PEW.14 CONTINUED...

	<u>Excellent</u>	<u>Good</u>	<u>Only fair</u>	<u>Poor</u>	(VOL.) <u>DK/</u> <u>Refused</u>
e. The dispute in Wisconsin between the state government and public employee unions March 24-27, 2011	11	32	29	19	9
f. The uprising in Libya and the military air strikes by the U.S. and its allies March 24-27, 2011	18	44	23	10	5
TRENDS FOR COMPARISON:					
September 28-October 1, 1995: <i>The war in Bosnia</i>	12	49	27	5	7
March 14-28, 1991: <i>The civil war in Iraq</i>	16	38	29	6	11
January 4-7, 1990: <i>The invasion of Panama</i>	38	48	12	1	1
September 1-12, 1989: <i>The situation in Kosovo</i>	15	42	26	9	7

NO QUESTIONS PEW.15-16**PEW. 17-21 PREVIOUSLY RELEASED**