

PEW INTERNET PROJECT AND COMSCORE MEDIA METRIX
DATA MEMO

BY: PIP Director Lee Rainie and Research Specialist Mary Madden (202-296-0019)
comScore Senior Vice President Dan Hess and Senior Analyst Graham Mudd (312-775-6539)

RE: The state of music downloading and file-sharing online

DATE: April 2004

One in seven Internet users say they no longer download music files

The number of American Internet users who say they download music or share files online has increased slightly, but continues to sag well below peak levels

The recording industry campaign against those who download and swap music online has made an impact on several major fronts, but the number of Americans downloading music and sharing files online has increased, according to the most recent survey of the Pew Internet & American Life Project.¹

The Project's national phone survey of 1,371 adult Internet users conducted between February 3 and March 1, 2004 shows that 14% of online Americans say that at one time in their online lives they downloaded music files, but now they no longer do any downloading. That represents more than 17 million people. However, the number of people who say they download music files increased from an estimated 18 million to 23 million since the Project's November-December 2003 survey.

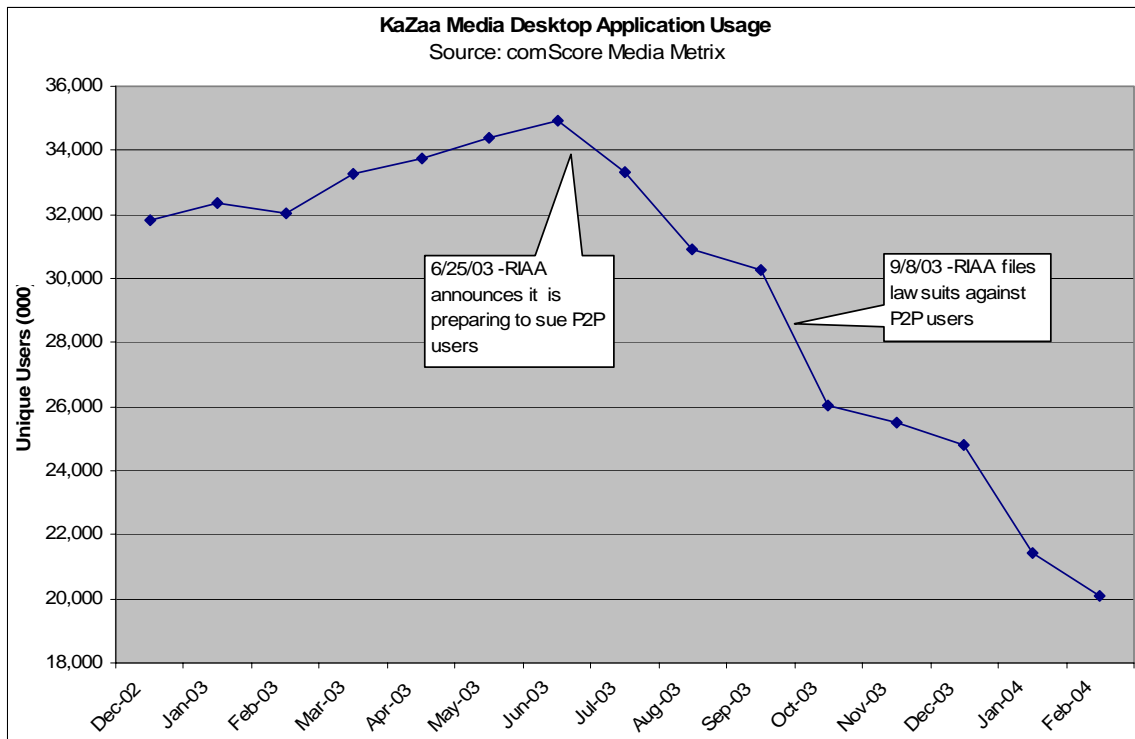
The Pew Internet Project poll shows that a third of the former music downloaders, close to 6 million Internet users, say they have turned away from downloading because of the suits brought against music file-sharers by the Recording Industry Association of America. The retreat is particularly pronounced among online men, Internet users between the ages of 18-29, and those who have broadband connections at home.

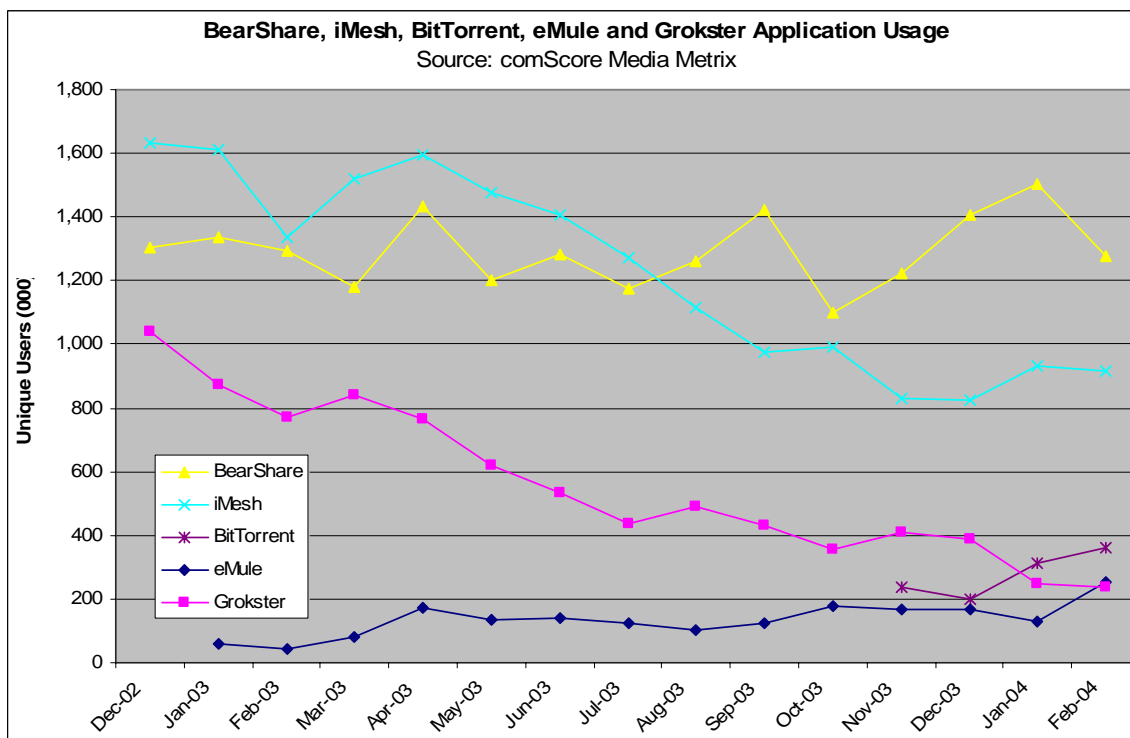
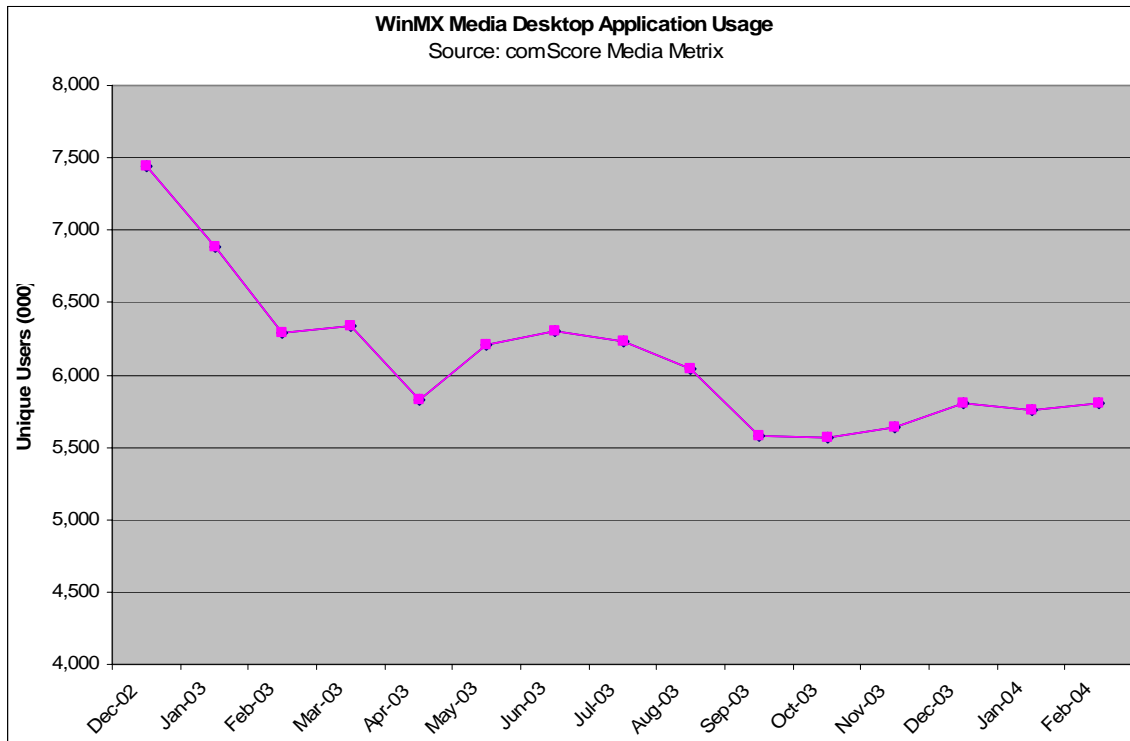
¹ While the RIAA legal campaign has specifically targeted Internet users who are accused of distributing copyrighted music files on the Internet without permission from the copyright owner, the Pew Internet Project survey does not distinguish between authorized and unauthorized downloading or file-sharing behavior in its question wording. Due to the potentially sensitive nature of this subject, we have consistently used neutral and generalized question wording when asking about these activities.

Furthermore, among Internet users who have never tried music downloading, 60% say the RIAA lawsuits would keep them from downloading music files in the future. Women with Internet access are more likely than online men to say they are deterred by the law suits.

New data from comScore Media Metrix, based on the company’s continuously and passively measured consumer panel, show – with variations by application and month analyzed – continuing declines or stagnancy in the number of people with popular peer-to-peer file sharing applications actively running on their computers. Since our last data memo on downloading, in which we reported comScore data gathered between November 2002 and November 2003, the KaZaa user base dropped most notably. Between November 2003 and February 2004 alone, comScore estimates that over 5 million fewer people are actively running KaZaa.

File Sharing Application Usage
Internet users with these applications actively running in a given month (000)
Total U.S. Home/Work/University Locations





The current music downloader population and the emergence of paid music services

The number of those who say they download music online remains well below the peak levels that we tracked in the spring of 2003, but there was some growth in those who reported music downloading in our February survey. The comScore data also shows growth since last November in usage of some of the smaller file-sharing applications, such as iMesh, BitTorrent, and eMule.

In the most recent survey, we found that 18% of Internet users said they download music files. That is a modest increase from the 14% of Internet users who reported in a survey just before last Christmas that they downloaded music files online. But it is still considerably below the 29% who said they had done this when we surveyed in the spring of 2003.

Among current music downloaders, 38% say they are downloading less because of the RIAA suits. In the pre-Christmas survey, we found that 27% of music downloaders said they had throttled back on their practices because of the RIAA suits. That represents a significant jump in just two months.

About a third of current music downloaders say they use peer-to-peer networks. Another 24% of them say they swap files using email and instant messaging; 20% download files from music-related Web sites like those run by music magazines or musician homepages.

And while online music services like iTunes are far from trumping the popularity of file-sharing networks, 17% of current music downloaders say they are using these paid services. Overall, 7% of Internet users say they have bought music at these new services at one time or another, including 3% who currently use paid services.

Moreover, March data from comScore Media Metrix indicate that more than 11 million U.S. Internet users visited six major online music services – an impressive audience considering the relative newness of several entrants to the category. iTunes, which reached more than 2.3 million Americans in March, has added nearly a million unique visitors since October 2003.

Unique Visitors to Selected Online Music Services March 2004 comScore Media Metrix	
	Unique Visitors (000)
<i>Total Visitors to Selected Music Services</i>	11,249
MUSICMATCH.COM	5,335
Roxio, Inc (Napster)	2,567
iTunes	2,333
Listen.com Sites	1,387
Walmart Music Store	535
LIQUID.COM	169

It is still the case that a majority of music downloaders are indifferent to copyright – 58% of them said they did not care about the copyright on the files that they download in the February survey. Still, there has been striking growth in the number of downloaders who say they do care about the copyright on those files. In the March-May 2003 survey, we asked music downloaders if they cared whether or not the music they downloaded was copyrighted and 27% said yes. The figure from the February 2004 survey was 37%. Some of the most notable increases in concern about copyright have occurred among online men, those in the Baby Boom generation, and among those with college degrees and relatively high levels of household income.

Inside the downloader population, men are 50% more likely to have downloaded songs compared to women. And 38% of those ages 18-29 say they download songs. This is a figure considerably lower than the rates we were tracking in the first half of 2003, when more than 50% of this population downloaded songs.

Online video downloading

Some 15% of Internet users report they have downloaded video files onto their computer, up from 13% who said they had done so in our November-December survey. Online men are twice as likely as women to have done this. And young adults (those ages 18 to 29) are twice as likely as older Internet users to have done this. However, as bandwidth constraints become less of an issue for users, it is likely that video downloading will become significantly more widespread.

Sharing files online

Those who say they share files from their own computer, such as music, video or picture files, or computer games rose slightly to 23% in the February 2004 survey. In our November-December 2003 survey, 20% of all Internet users said they shared files with others online. Still, that reflects a significant drop from the 28% who reported this last June. Equal portions of online men and women say they share files, but young adults are much more likely to share when compared to older users.

Background

Since January when we issued our last report on downloading, the recording industry has continued its campaign against unauthorized file-sharing online. In March, the RIAA announced an additional 532 lawsuits against Internet users accused of illegal file-sharing, bringing the total number sued to 1,977.² According to the RIAA, music CD sales dropped from a high of \$13.2 billion in 2000 to \$11.2 billion in 2003.³ And this April, the International Federation of Phonographic Industries reported a 7% decline in

² John Borland, "New RIAA file-swapping suits filed," *CNET News.com*, 23 March 2004, <http://news.com.com/2100-1027-5177933.html>.

³ Cade Metz, "Congress Targets Digital Pirates," *PC Magazine*, 6 April 2004, <http://www.pcmag.com/article2/0,1759,1562415,00.asp>.

global music sales in 2003. Over the past three years, the IFPI reports a 20% total sales drop and it attributes the majority of this decline to Internet piracy.⁴

However, many have questioned arguments about file-sharing's negative impact on sales. Some argue that multiple factors might have contributed to the current slump, such as fewer releases, higher prices, and a struggling economy. Moreover, a newly released two-year economic study published by Felix Oberholzer-Gee of the Harvard Business School and Koleman S. Strumpf of the University of North Carolina at Chapel Hill argues that peer-to-peer file-sharing has had no measurable effect on music sales.⁵ Some recent news articles have reported that some music labels regularly pay for and use detailed tracking information gleaned from peer-to-peer networks for targeted marketing aimed at boosting sales.⁶

On March 31st, a House Judiciary subcommittee unanimously approved the Piracy Deterrence and Education Act of 2004 (PDEA). If the PDEA is passed into law, those who circulate copyrighted files online could face up to three years of jail time. The bill is specifically targeted towards Internet users who share 1,000 or more songs during a 180-day period and includes provisions for the FBI, the Copyright Office, and the Justice Department to establish piracy deterrence and education programs.

Afterword

In January 2004, the Pew Internet & American Life Project and comScore Media Metrix released a joint data memo on downloading and file-sharing titled, "Sharp Decline in Music File Swappers." The findings presented in the memo reported a dramatic drop in self-reported downloading and file-sharing in the months following the announcement of the RIAA lawsuits, and as such, they were widely discussed. As part of the ongoing public debate over downloading and copyright issues online, the Pew Internet survey data and the comScore panel data were compared to other pieces of research on the subject.

And despite considerable variations in existing research methodologies for studying downloading and file-sharing activity, other publicly released data by other research firms, including The NPD Group and Nielsen//NetRatings registered relatively congruent declines in Americans' overall downloading and usage of peer-to-peer services during the same period.

The January 2004 Pew Internet/comScore Media Metrix data memo reported findings from two sources. First, a nationally representative RDD telephone survey of 1,358 American adult Internet users conducted by the Pew Internet Project in November and December of 2003 showed a 50% drop in the percentage of individual Internet users who reported music downloading when compared to the Project's March-May 2003 survey.

⁴ "Music sales decline again in 2003," *BBC News*, 7 April 2004, <http://news.bbc.co.uk/2/hi/entertainment/3607601.stm>.

⁵ Felix Oberholzer and Koleman Strumpf, "The Effect of File Sharing on Record Sales," March 2004, http://www.unc.edu/~cigar/papers/FileSharing_March2004.pdf.

⁶ Dawn C. Chmielewski, "Music labels use file-sharing data to boost sales," *Mercury News*, 31 March 2004, <http://www.mercurynews.com/mld/mercurynews/business/8318571.htm>.

Independently gathered data from comScore's passively measured consumer panel also observed a substantial and continuous decline in individual usage of popular peer-to-peer file-sharing applications from June 2003 onward. In total, comScore measures the behavior and attitudes of more than 1.5 million global Internet users, of which a representative U.S. sample of approximately 100,000 was used to produce the comScore Media Metrix data cited in our report.

Research from The NPD Group tracked a similar decline in music downloading among Americans during the period between May and September 2003. Data gathered through NPD's bi-monthly MusicLab survey, conducted among approximately 5,000 respondents aged 13 and older, showed a decrease of 20% in the population who said they downloaded music from peer-to-peer services in May to 11% who reported this in September. By November, NPD reported that the incidence of peer-to-peer downloading had ticked up to 12%, still well below peak levels. Separate data gathered from NPD's MusicWatch service, which follows household usage of peer-to-peer applications by monitoring the PCs of volunteer consumer panelists, recorded a six-month decline between April and September 2003. However, the number of households downloading music files then reportedly grew 14% between September and November.⁷

Nielsen//NetRatings research reported in late September that usage of popular file-sharing applications was at an all-time low. Nielsen//NetRatings first observed a decline in July, when unique visitors to KaZaA, Morpheus and iMesh all dropped by roughly 15% immediately following the announcement of the RIAA lawsuits.⁸ Unique visitors of these applications continued to decline throughout the summer and by September (after most schools were back in session), there had been a total 41% plunge in traffic to the KaZaA application alone (recorded between the week ending June 29 and the week ending September 21).⁹

About The Pew Internet & American Life Project

The Pew Internet & American Life Project is a non-profit initiative, fully-funded by The Pew Charitable Trusts to explore the impact of the Internet on children, families, communities, health care, schools, the work place, and civic/political life. The Project is non-partisan and does not advocate for any policy outcomes. For more information, please visit our Web site: <http://www.pewinternet.org/>.

About comScore Media Metrix

comScore Media Metrix, a division of comScore Networks, provides industry-leading Internet audience measurement services that report – with unmatched accuracy - details of online media usage, visitor demographics and online buying power for the home, work and university audiences across local U.S. markets and across the globe. comScore

⁷ "The NPD Group Notes Recent Increase in Peer-to-Peer Digital Music File Sharing," *NPD Group*, Press Release, 16 January 2004, http://www.npd.com/press/releases/press_040116.htm.

⁸ "File-sharing Application Usage Dips After Warning From the Recording Industry, According to Nielsen//NetRatings," *Nielsen//NetRatings*, Press Release, 14 July 2003, http://www.nielsen-netratings.com/pr/pr_030714.pdf.

⁹ "Internet Application Usage Continues to Decline, According to Nielsen//NetRatings," *Nielsen//NetRatings*, Press Release, 29 September 2003, http://www.nielsen-netratings.com/pr/pr_030929.pdf.

Media Metrix continues the tradition of quality and innovation established by its Media Metrix syndicated Internet ratings - long recognized as the currency in online media measurement among financial analysts, advertising agencies, publishers and marketers - while drawing upon comScore's advanced technologies to address important new industry requirements. All comScore Media Metrix syndicated ratings are based on industry-sanctioned sampling methodologies. For more information, please visit www.comscore.com.

**February 2004 Pew Internet
Tracking Survey EXCERPT**
Data for February 3 – March 1, 2004

Final Topline

3/8/04

Princeton Survey Research Associates
for the Pew Internet & American Life Project

Sample: $n = 2,204$ adults 18 and older
Interviewing dates: 02.03.04 – 03.01.04
Margin of error is plus or minus 2 percentage points for results based on the full sample
Margin of error is plus or minus 3 percentage points for results based on Internet users

I'm going to read you [a] short list of activities. Please tell me if you ever do any of the following when you go online. Do you ever.../Did you happen to do this **yesterday**, or not?¹⁰

Based on Internet users [N=1,371]

	TOTAL HAVE EVER DONE THIS	DID YESTERDAY	HAVE NOT DONE THIS	DON'T KNOW/ REFUSED
Download MUSIC files onto your computer so you can play them at any time you want				
Current	18	1	82	*
Nov 2003	14	1	85	*
June 2003	30	3	70	*
April/May 2003	30	4	70	*
March 12-19, 2003	28	5	72	*
Oct 2002	32	5	68	*
Sept 12-19, 2001	26	3	73	*
Aug 2001	26	3	73	*
Feb 2001	29	6	71	*
Fall 2000	24	4	76	*
July/August 2000	22	3	78	*
SHARE files from your own computer, such as music, video or picture files, or computer games with others online				
Current	23	2	77	*
Nov 2003	20	4	79	*
June 2003	28	5	72	*
Sept 12-19, 2001	28	4	72	1
August 2001	25	4	75	*
Download VIDEO files onto your computer so you can play them at any time you want				
Current	15	2	85	*
Nov 2003	13	2	86	*

¹⁰ We increasingly observe that respondents report the Internet activities they currently do or have recently engaged in when they respond to this question.

DL1 You said you don't currently download music files. Have you EVER downloaded music files in the past?

Based on those who don't download music files [N=1,158]

	CURRENT	
%	16	Yes
	83	No
	1	Don't know/Refused

DL3 As you may know, the Recording Industry Association of America, RIAA, has begun taking legal action against individuals who share large numbers of music files on the Internet without permission from the copyright holder. Are these lawsuits the reason you no longer download music files, or did you stop because of some other reason?

Based on those who downloaded music in the past [N=167]

	CURRENT	
%	33	Yes
	66	No, some other reason
	2	Don't know/Refused

DL4 As you may know, the Recording Industry Association of America, RIAA, has begun taking legal action against individuals who share large numbers of music files on the Internet without permission from the copyright holder. Would these lawsuits keep YOU, personally, from downloading music files in the future?

Based on those who never downloaded music files [N=991]

	CURRENT	
%	60	Yes
	33	No
	7	Don't know/Refused

DL5 Do you CURRENTLY download music files from any of the following places... (INSERT)?

Based on those who currently download music files [N=213]

	YES	NO, BUT HAVE IN THE PAST	NO, AND NEVER HAVE	DON'T KNOW/ REFUSED
a A peer-to-peer network like Kazaa or Morpheus	31	27	38	4
b An online music service like iTunes or BuyMusic.com	17	7	74	1
c Other music-related websites, such as online music magazines or musicians' homepages	20	8	70	1
d An online newsgroup or other online community	11	6	80	2
e Email or instant messages you receive	24	5	70	1

DL6 Do you care whether or not the music you download onto your computer is copyrighted, or isn't that something you care much about?

Based on those who currently download music files [N=213]

	<u>CURRENT</u>		<u>APRIL/MAY 2003</u>	<u>MARCH 2003¹¹</u>	<u>JULY/AUG 2000</u>
%	37	Yes	26	29	31
	58	No	70	61	61
	5	Don't know/Refused	5	10	8

DL7 The Recording Industry Association of America, RIAA, has begun taking legal action against individuals who share large numbers of files on the Internet without permission from the copyright holder. Have you PERSONALLY been downloading or sharing files LESS OFTEN in recent months because of these lawsuits?

Based on Internet users who currently download music files [N=213]

	<u>CURRENT</u>		<u>NOV 2003¹²</u>
%	38	Yes	27
	60	No	71
	2	Don't know/Refused	1

¹¹ March 2003 figures in this question based on daily tracking survey conducted March 12-19, 2003 [N=883].

¹² November 2003 trends for this question based on Internet users who download music [n=181].

Pew Internet Tracking Survey Methodology

This report is based on the findings of a daily tracking survey on Americans' use of the Internet. The results in this report are based on data from telephone interviews conducted by Princeton Survey Research Associates between February 3 to March 1, 2004, among a sample of 2,204 adults, 18 and older. For results based on the total sample, one can say with 95% confidence that the error attributable to sampling and other random effects is plus or minus 2 percentage points. For results based Internet users (n=1,371), the margin of sampling error is plus or minus 3 percentage points. In addition to sampling error, question wording and practical difficulties in conducting telephone surveys may introduce some error or bias into the findings of opinion polls.

The sample for this survey is a random digit sample of telephone numbers selected from telephone exchanges in the continental United States. The random digit aspect of the sample is used to avoid "listing" bias and provides representation of both listed and unlisted numbers (including not-yet-listed numbers). The design of the sample achieves this representation by random generation of the last two digits of telephone numbers selected on the basis of their area code, telephone exchange, and bank number.

New sample was released daily and was kept in the field for at least five days. This ensures that complete call procedures were followed for the entire sample. Additionally, the sample was released in replicates to make sure that the telephone numbers called are distributed appropriately across regions of the country. At least 10 attempts were made to complete an interview at every household in the sample. The calls were staggered over times of day and days of the week to maximize the chances of making contact with a potential respondent. Interview refusals were recontacted at least once in order to try again to complete an interview. All interviews completed on any given day were considered to be the final sample for that day. The completion rate on the survey was 32.2 percent.

Non-response in telephone interviews produces some known biases in survey-derived estimates because participation tends to vary for different subgroups of the population, and these subgroups are likely to vary also on questions of substantive interest. In order to compensate for these known biases, the sample data are weighted in analysis. The demographic weighting parameters are derived from a special analysis of the most recently available Census Bureau's 2003 Annual Social and Economic Supplement (March 2003). This analysis produces population parameters for the demographic characteristics of adults age 18 or older, living in households that contain a telephone. These parameters are then compared with the sample characteristics to construct sample weights. The weights are derived using an iterative technique that simultaneously balances the distribution of all weighting parameters.

comScore Media Metrix Methodology

comScore Media Metrix, a division of comScore Networks, Inc., provides industry audience measurement services that report details of online media and application usage,

visitor demographics and buying power for home, work and university audiences. This capability is based on continuous and passive measurement of a representative cross-section of more than 1.5 million global Internet users, who have given comScore explicit permission to monitor their Web browsing, buying and other transaction behavior. All comScore Media Metrix syndicated ratings are based on industry-sanctioned sampling methodologies.