

FOR RELEASE DECEMBER 6, 2018

# Image of Putin, Russia Suffers Internationally

*At same time, Russia seen as gaining influence on world stage*

**BY** *Clark Letterman*

**FOR MEDIA OR OTHER INQUIRIES:**

Clark Letterman, Senior Researcher  
Stefan Cornibert, Communications Manager

202.419.4372

[www.pewresearch.org](http://www.pewresearch.org)

**RECOMMENDED CITATION**

Pew Research Center, December 2018, "Image of  
Putin, Russia Suffers Internationally"

## About Pew Research Center

Pew Research Center is a nonpartisan fact tank that informs the public about the issues, attitudes and trends shaping America and the world. It does not take policy positions. The Center conducts public opinion polling, demographic research, content analysis and other data-driven social science research. It studies U.S. politics and policy; journalism and media; internet, science and technology; religion and public life; Hispanic trends; global attitudes and trends; and U.S. social and demographic trends. All of the Center's reports are available at [www.pewresearch.org](http://www.pewresearch.org). Pew Research Center is a subsidiary of The Pew Charitable Trusts, its primary funder.

© Pew Research Center 2018

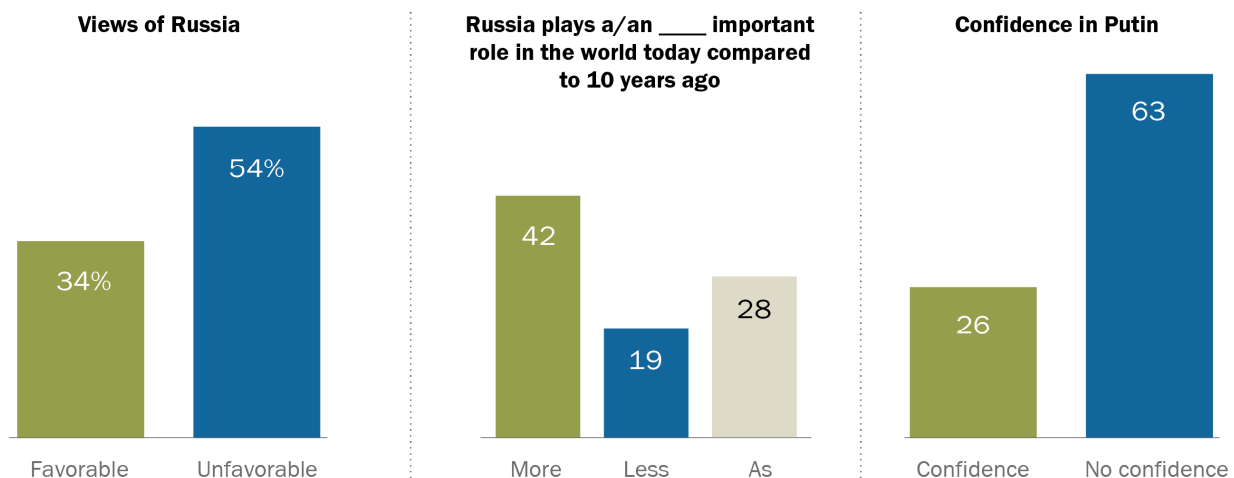
# Image of Putin, Russia Suffers Internationally

*At same time, Russia seen as gaining influence on world stage*

Russian President Vladimir Putin's efforts to re-establish Russia as a consequential world power appear to have borne at least some fruit: The prevailing view in a new 25-country poll by Pew Research Center is that Russia plays a more important role in international affairs than it did a decade ago. But increased stature does not mean being better liked. The same survey finds that views of Putin and the Russian Federation are largely negative.

Globally, a median of just 34% express a favorable view of Russia, while about a quarter (26%) have confidence in Putin to do the right thing in world affairs. In only four countries – the Philippines, Tunisia, South Korea and Greece – do at least half have a positive view of Russia. By contrast, majorities in North America and much of Europe see Russia in a negative light. Attitudes toward Putin follow a similar pattern, with the Philippines and Tunisia the only countries where more than half express confidence in the Russian leader.

## How publics across the world view Russia



Note: Percentages are medians based on 25 countries.

Source: Spring 2018 Global Attitudes Survey. Q17c, Q32b & Q35c.

PEW RESEARCH CENTER

These views notwithstanding, many say Russia's international stature is growing. A median of roughly four-in-ten (42%) believe Russia is playing a more important role in the world today compared with 10 years ago. A smaller share sees Russia holding its ground (28%), while just 19% say Moscow's influence is waning. Russia's increased influence in world affairs is felt more in

Europe, North America and the Middle East than in the Asia-Pacific, Latin America or sub-Saharan Africa. Among the countries surveyed, Greeks and Israelis are especially likely to say that Russia's global stature has grown.

These are among the findings of a Pew Research Center survey conducted in 25 countries among 26,612 respondents from May 14 to Aug. 12, 2018. One section of this report uses additional data from a Pew Research Center survey of 1,000 Russian adults conducted from May 22 to June 23, 2018. *(For more on views within Russia, see [“Russians Say Their Government Did Not Try to Influence U.S. Presidential Election.”](#))*

## Russia viewed unfavorably in other countries

Russia is viewed more unfavorably than favorably in 16 out of 25 countries surveyed. In only four countries do at least half of respondents express a positive view of Russia: the Philippines (63%), Tunisia (55%), South Korea (53%) and Greece (52%).

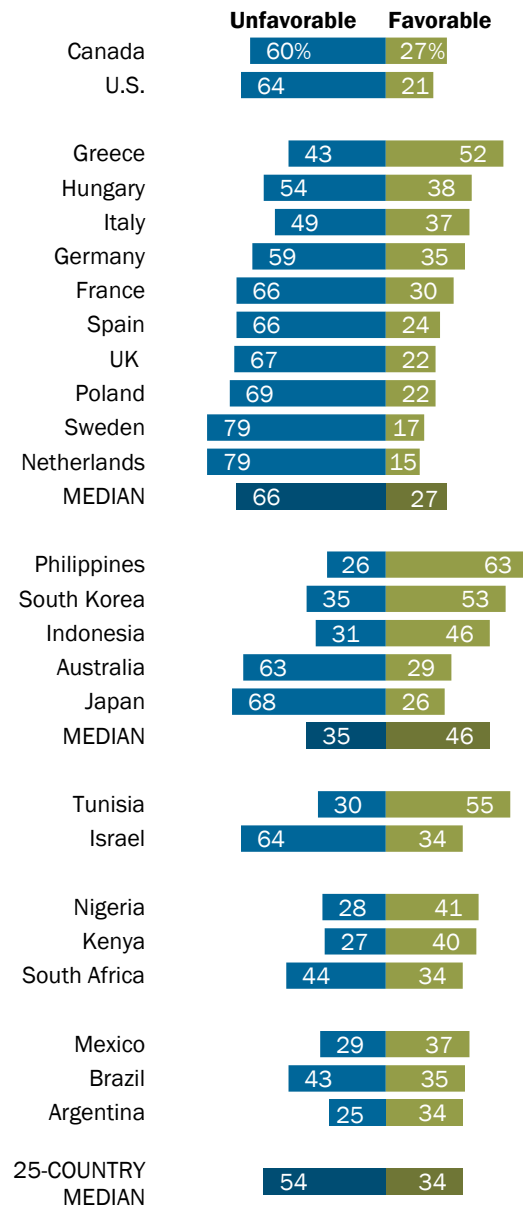
Views of Russia are especially negative in Europe and North America. In Europe, a regional median of 27% across 10 countries have a favorable opinion of Russia; in the United States the share is just 21%.

Views of Russia in other regions are more mixed. In Asia, ratings are mostly positive in the Philippines and South Korea but are negative by more than two-to-one in Australia (63% unfavorable vs. 29% favorable) and Japan (68% vs. 26%). Views of Russia diverge in the two Middle Eastern countries surveyed, with 55% of Tunisians expressing a positive view of Russia, compared with just 34% of Israelis who say the same.

In the sub-Saharan African and Latin American countries polled, many respondents do not offer an opinion about Russia. Favorable views are more common than unfavorable ones in Nigeria (41%) and Kenya (40%), while pluralities hold negative opinions in South Africa (44%) and Brazil (43%).

## Negative views of Russia predominate in the West

*Views of Russia*



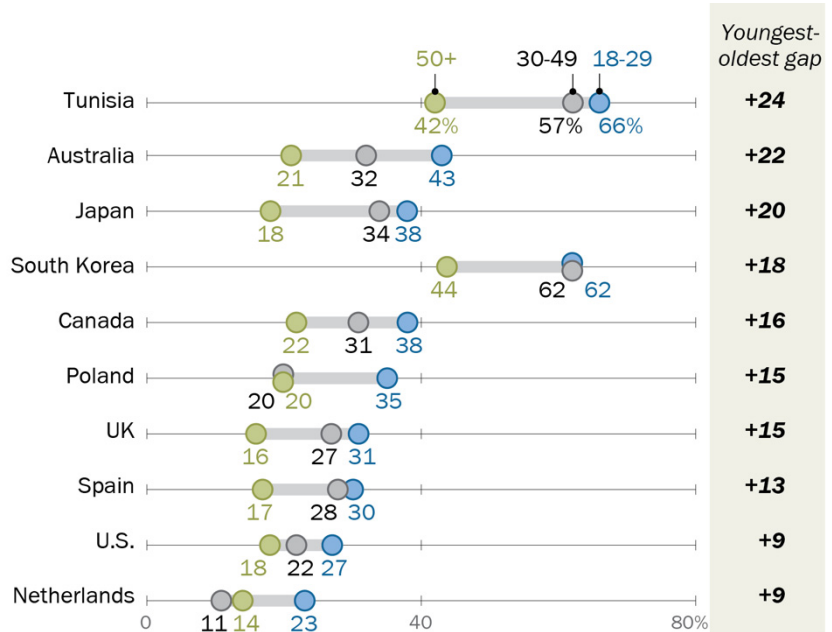
Source: Spring 2018 Global Attitudes Survey. Q17c.

PEW RESEARCH CENTER

In 10 of 25 countries surveyed, young adults ages 18 to 29 have a more favorable view of Russia than those who are 50 and older. Some of the biggest differences by age are found in Tunisia, Australia and Japan, where there is at least a 20-percentage-point gap between the views of the youngest and oldest adults.

## Younger adults tend to have more favorable views of Russia

*Favorable views of Russia*



Note: Only statistically significant differences shown.  
Source: Spring 2018 Global Attitudes Survey. Q17c.

PEW RESEARCH CENTER

## Few internationally have confidence in Putin

Confidence in Russian President Vladimir Putin to do the right thing regarding world affairs is generally low. Across the 25 countries surveyed, a median of only 26% have confidence in Putin to do the right thing vs. 63% who do not. (This stands in sharp contrast to [the 81% of Russians](#) who express confidence in Putin.)

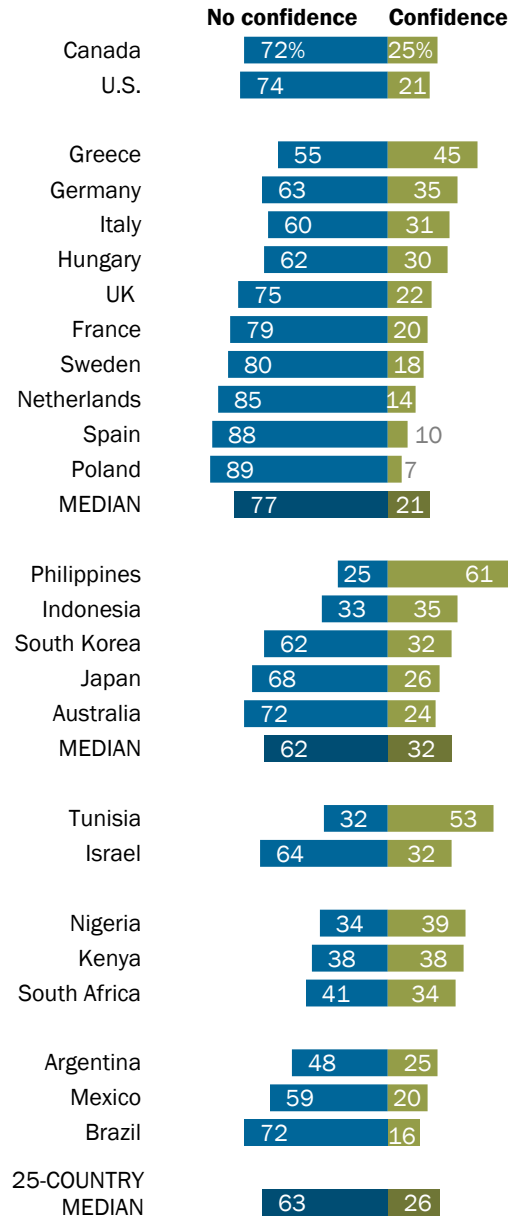
Putin is not the only world leader whose international image currently suffers. The survey also asked about U.S. President Donald Trump and Chinese Premier Xi Jinping: Both have generally low ratings around the globe. French President Emmanuel Macron and German Chancellor Angela Merkel tend to fare better in the court of public opinion. (*For further comparison of confidence in Putin and other world leaders, see [“Trump’s International Ratings Remain Low, Especially Among Key Allies.”](#)*)

In Europe, a median of only 21% express confidence in Putin. In no European country surveyed do even one-in-ten respondents express *a lot of confidence*, while at least half in Poland (58%), Spain (53%), the Netherlands (50%) and Sweden (50%) say they have *no confidence at all* in Putin.

Only in the Philippines (61%) and Tunisia (53%) does Putin enjoy the trust of more than half the population.

## Globally, low confidence in Putin

*How much confidence do you have in Russian President Vladimir Putin to do the right thing regarding world affairs?*



Source: Spring 2018 Global Attitudes Survey. Q35c.

PEW RESEARCH CENTER

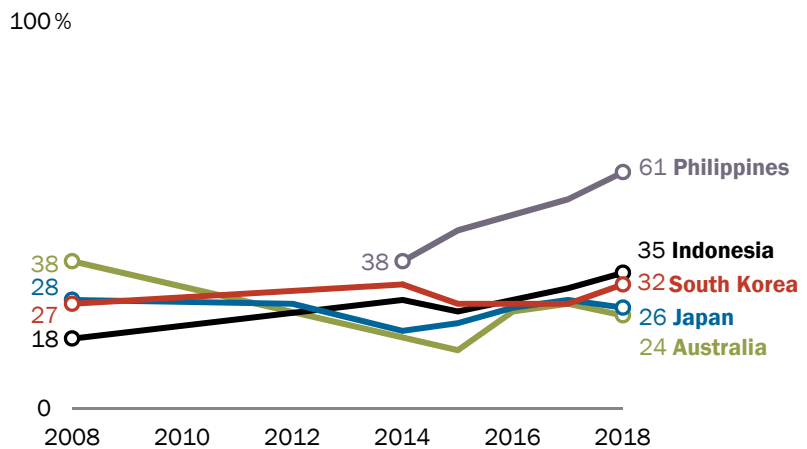
A poor international image is not new for Putin. In the Asia-Pacific, Putin's favorability ratings have remained low in South Korea, Japan and Australia over the past decade. The notable exception is the Philippines. Since Pew Research Center first asked the question there in 2014, confidence in Putin has increased dramatically from 38% to 61% as the [Philippines has established closer ties with Russia](#) while distancing itself from the U.S.

Public trust in Putin has remained low in Western Europe over the past decade. Poles have shown even lower confidence in Putin, with no more than about one-in-five expressing confidence at any point over the past 10 years.

Over the same period, Americans' confidence in Putin has eroded somewhat, from 30% in 2007 to 21% today. After differing by 11 percentage points in 2012, American and Western European views of Putin have tracked more closely in recent years.

## With exception of the Philippines, confidence in Putin continues to lag among Asia-Pacific publics

*Confidence in Putin to do the right thing regarding world affairs*

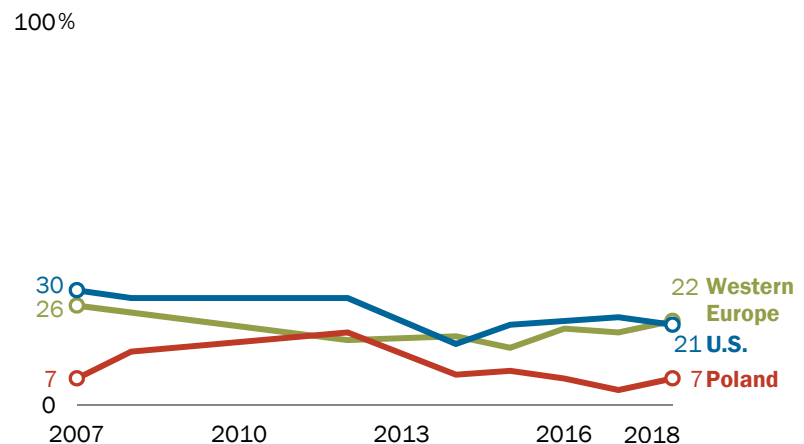


Source: Spring 2018 Global Attitudes Survey. Q35c.

PEW RESEARCH CENTER

## Poles less likely than Americans or Western Europeans to express confidence in Putin

*Confidence in Putin to do the right thing regarding world affairs*



Note: Western European median includes France, Germany, Italy, Spain and UK.

Source: Spring 2018 Global Attitudes Survey. Q35c.

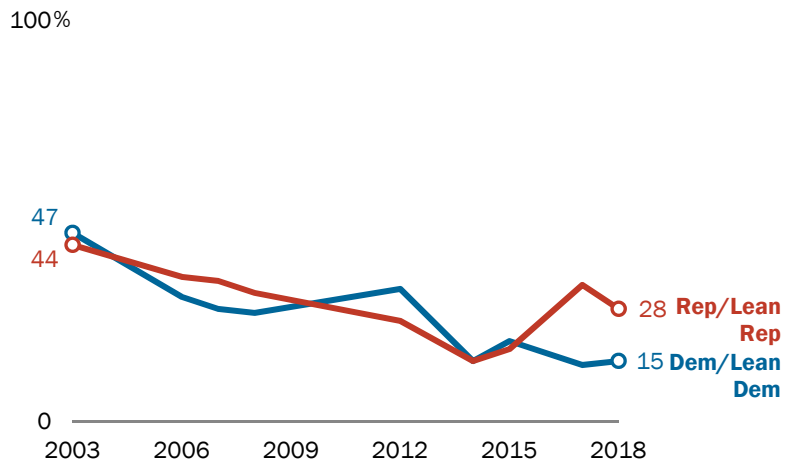
PEW RESEARCH CENTER



In the U.S., Putin and Russia are not popular among backers of either major political party. That said, Republicans and Republican-leaning independents currently have almost twice as much confidence in Putin to do the right thing as Democrats and Democratic-leaning independents (28% vs. 15%). A similar divide exists with respect to views of Russia: 27% of Republicans express favorable views of Russia, compared with 16% of Democrats.

## Few Republicans, and even fewer Democrats, have confidence in Putin

*Confidence in Putin to do the right thing regarding world affairs*



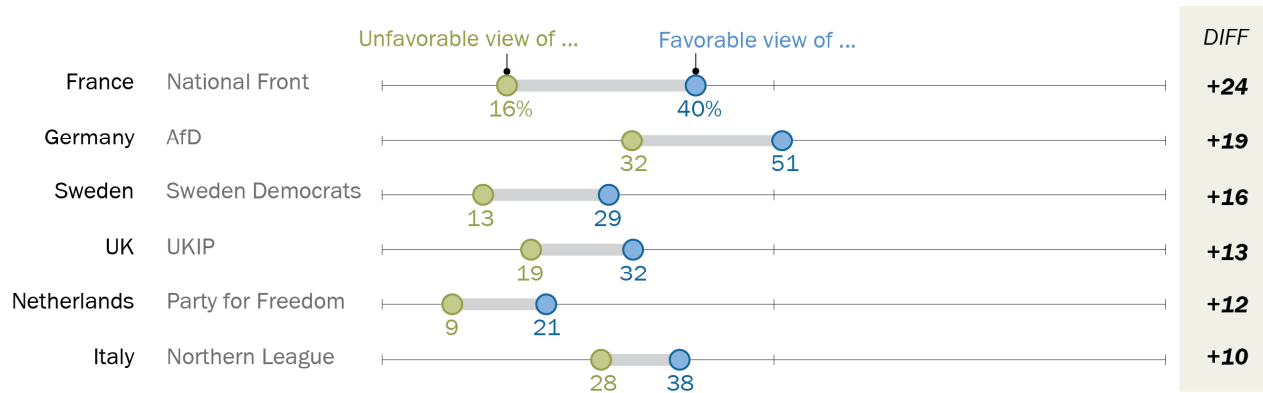
Source: Spring 2018 Global Attitudes Survey. Q35c.

PEW RESEARCH CENTER

In six European countries polled, those who look favorably on right-wing populist parties are more likely to trust Putin to do the right thing in world affairs. Some of the highest confidence levels in Putin are found among Alternative for Germany (AfD) supporters (51%) and backers of France's National Rally, formerly known as the National Front (40%).

## In Europe, confidence in Putin higher among those sympathetic to right-wing populist parties

*Confidence in Putin to do the right thing regarding world affairs*



Note: Only statistically significant differences shown. Party favorability question fielded as "Northern League" in Italy (now called "League") and "National Front" in France (now called "National Rally").

Source: Spring 2018 Global Attitudes Survey. Q35c.

PEW RESEARCH CENTER

## Russia seen as playing a more important role in world affairs

When asked if Russia is playing a more important, less important, or as important a role in the world compared with 10 years ago, a median of 42% across 25 countries surveyed say Russia is more influential today. A median of just 31% say the same about the U.S.

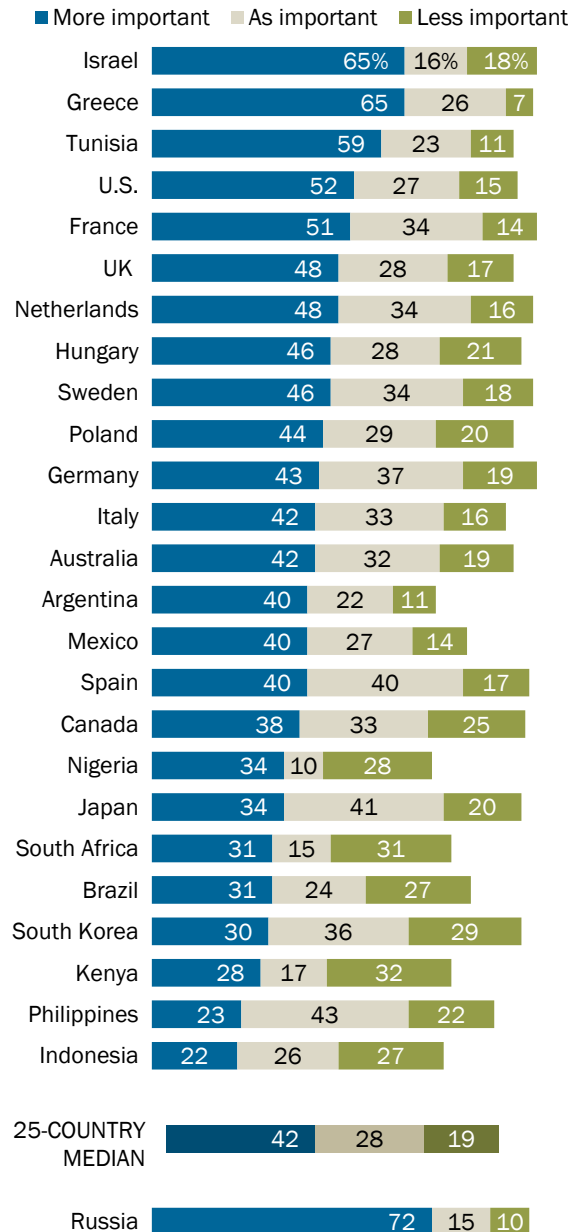
Evaluations of both nations trail those of China, which a median of 70% say is now playing a more important role in world affairs. (*For more comparisons between countries see “Trump’s International Ratings Remain Low, Especially Among Key Allies.”*)

Roughly six-in-ten or more in Greece, Israel and Tunisia see Russia’s influence as increasing, while about half in France, the Netherlands and the UK agree.

In the U.S., about half (52%) see Moscow’s influence as rising, but with a notable partisan division: 61% of Democrats see Russia as playing a more important role, while only 44% of Republicans agree.

### Some see Russia as a rising power

Russia plays a \_\_\_ role in the world today compared to 10 years ago



Source: Spring 2018 Global Attitudes Survey. Q32b.

PEW RESEARCH CENTER

## Acknowledgments

This report is a collaborative effort based on the input and analysis of the following individuals.

Clark Letterman, *Senior Researcher*

James Bell, *Vice President, Global Strategy*

Alexandra Castillo, *Research Associate*

Stefan Cornibert, *Communications Manager*

Claudia Deane, *Vice President, Research*

Kat Devlin, *Research Associate*

Moira Fagan, *Research Assistant*

Janell Fetterolf, *Research Associate*

Christine Huang, *Research Assistant*

Courtney Johnson, *Research Associate*

Michael Keegan, *Information Graphics Designer*

David Kent, *Copy Editor*

Clark Letterman, *Senior Researcher*

Martha McRoy, *Research Methodologist*

Patrick Moynihan, *Associate Director, International Research Methods*

Stacy Pancratz, *International Survey Methodologist*

Jacob Poushter, *Associate Director, Global Research*

Audrey Powers, *Senior Operations Associate*

Ariana Rodriguez-Gitler, *Digital Producer*

Laura Silver, *Senior Researcher*

Bruce Stokes, *Director, Global Economic Attitudes*

Christine Tamir, *Research Assistant*

Kyle Taylor, *Research Analyst*

Richard Wike, *Director, Global Attitudes Research*

## Methodology

### About the Pew Research Center's Spring 2018 Global Attitudes Survey

Results for the survey are based on telephone and face-to-face interviews conducted under the direction of D3 Systems, Inc., Kantar Public UK, Kantar Public Korea and Langer Research Associates. The results are based on national samples, unless otherwise noted. More details about our international survey methodology and country-specific sample designs are [available here](#).

[Detailed information on survey methods for this report](#)

[General information on international survey research](#)

# Topline Questionnaire

**Pew Research Center  
Spring 2018 Survey  
December 6, 2018 Release**

## Methodological notes:

- Survey results are based on national samples. For further details on sample designs, see Methodology section and our [international survey methods database](#).
- Due to rounding, percentages may not total 100%. The topline “total” columns show 100%, because they are based on unrounded numbers.
- Not all questions included in the Spring 2018 survey are presented in this topline. Omitted questions have either been previously released or will be released in future reports.

		Q17c. Please tell me if you have a very favorable, somewhat favorable, somewhat unfavorable or very unfavorable opinion of _____. c. Russia					
		Very favorable	Somewhat favorable	Somewhat unfavorable	Very unfavorable	DK/Refused	Total
United States	Spring, 2018	3	18	33	31	15	100
	Spring, 2017	3	26	35	28	9	100
	Spring, 2015	3	19	40	27	12	100
	Spring, 2014	3	16	34	38	9	100
	Spring, 2013	4	33	29	14	20	100
	Spring, 2012	5	32	27	13	24	100
	Spring, 2011	8	41	22	10	19	100
	Spring, 2010	7	42	24	8	19	100
	Spring, 2009	7	36	27	12	18	100
	Spring, 2007	4	40	24	11	21	100
Canada	Spring, 2018	2	25	36	24	12	100
	Spring, 2017	2	25	34	25	14	100
	Spring, 2015	3	23	36	23	14	100
	Spring, 2013	3	39	31	8	19	100
	Spring, 2009	5	46	22	8	19	100
	Spring, 2007	7	45	23	7	18	100
France	Spring, 2018	3	27	42	24	4	100
	Spring, 2017	5	31	38	24	2	100
	Spring, 2015	4	26	40	30	0	100
	Spring, 2014	4	22	34	39	1	100
	Spring, 2013	3	33	41	23	0	100
	Spring, 2012	3	33	41	23	0	100
	Spring, 2011	4	49	37	11	0	100
	Spring, 2010	3	48	37	12	0	100
	Spring, 2009	2	41	42	14	1	100
	Spring, 2007	2	33	48	17	0	100
Germany	Spring, 2018	3	32	50	9	6	100
	Spring, 2017	4	23	53	14	6	100
	Spring, 2015	3	24	47	23	3	100
	Spring, 2014	1	18	59	20	2	100
	Spring, 2013	1	31	49	11	7	100
	Spring, 2012	3	30	55	9	3	100
	Spring, 2011	2	45	42	7	5	100
	Spring, 2010	3	47	38	7	5	100
	Spring, 2009	2	40	41	10	7	100
	Spring, 2007	2	32	52	10	4	100
Greece	Spring, 2018	8	44	33	10	5	100
	Spring, 2017	14	50	23	8	5	100
	Spring, 2014	13	48	24	11	4	100
	Spring, 2013	13	50	23	10	5	100
	Spring, 2012	13	48	22	14	4	100
Hungary	Spring, 2018	4	34	38	16	9	100
	Spring, 2017	3	36	38	10	13	100
Italy	Spring, 2018	4	33	35	14	14	100
	Spring, 2017	5	30	39	15	11	100
	Spring, 2015	4	23	46	23	5	100
	Spring, 2014	2	18	42	32	5	100
	Spring, 2013	4	27	35	21	13	100
	Spring, 2012	2	21	37	30	10	100
Spring, 2007	2	35	41	8	14	100	

		Q17c. Please tell me if you have a very favorable, somewhat favorable, somewhat unfavorable or very unfavorable opinion of _____. c. Russia					
		Very favorable	Somewhat favorable	Somewhat unfavorable	Very unfavorable	DK/Refused	Total
Netherlands	Spring, 2018	2	13	48	31	5	100
	Spring, 2017	2	13	41	41	4	100
Poland	Spring, 2018	2	20	44	25	8	100
	Spring, 2017	2	19	44	25	10	100
	Spring, 2015	2	13	40	40	5	100
	Spring, 2014	2	10	37	44	7	100
	Spring, 2013	3	33	42	12	9	100
	Spring, 2012	3	31	40	20	7	100
	Spring, 2011	3	32	41	12	11	100
	Spring, 2010	6	39	35	11	7	100
	Spring, 2009	2	31	40	16	10	100
	Spring, 2007	4	30	39	19	8	100
Spain	Spring, 2018	8	16	37	29	10	100
	Spring, 2017	8	19	35	25	14	100
	Spring, 2015	6	19	41	25	9	100
	Spring, 2014	3	15	48	26	7	100
	Spring, 2013	10	28	34	17	12	100
	Spring, 2012	9	27	34	20	11	100
	Spring, 2011	10	36	31	14	10	100
	Spring, 2010	4	36	35	9	16	100
	Spring, 2009	3	33	35	9	20	100
	Spring, 2007	3	32	37	12	17	100
Sweden	Spring, 2018	2	15	47	32	4	100
	Spring, 2017	2	16	49	29	4	100
	Spring, 2007	3	28	48	11	10	100
United Kingdom	Spring, 2018	4	18	38	29	11	100
	Spring, 2017	4	22	35	24	15	100
	Spring, 2015	3	15	38	28	16	100
	Spring, 2014	4	21	38	25	12	100
	Spring, 2013	4	34	30	9	23	100
	Spring, 2012	3	35	32	11	19	100
	Spring, 2011	7	43	24	7	19	100
	Spring, 2010	6	40	26	6	22	100
	Spring, 2009	5	40	26	7	21	100
Spring, 2007	4	43	26	5	23	100	
Australia	Spring, 2018	3	26	38	25	8	100
	Spring, 2017	5	32	37	18	7	100
	Spring, 2015	2	22	40	22	13	100
	Spring, 2013	1	41	30	9	19	100
Indonesia	Spring, 2018	10	36	24	7	24	100
	Spring, 2017	4	32	32	8	24	100
	Spring, 2015	6	22	29	14	29	100
	Spring, 2014	4	34	36	7	19	100
	Spring, 2013	9	34	25	8	24	100
	Spring, 2011	4	31	31	13	21	100
	Spring, 2010	2	36	35	9	19	100
	Spring, 2009	3	29	33	8	28	100
Spring, 2007	3	33	36	5	23	100	



		Q17c. Please tell me if you have a very favorable, somewhat favorable, somewhat unfavorable or very unfavorable opinion of _____. c. Russia					
		Very favorable	Somewhat favorable	Somewhat unfavorable	Very unfavorable	DK/Refused	Total
Japan	Spring, 2018	2	24	47	21	6	100
	Spring, 2017	1	25	46	18	10	100
	Spring, 2015	1	20	49	24	7	100
	Spring, 2014	1	22	50	19	7	100
	Spring, 2013	1	26	53	11	10	100
	Spring, 2012	2	20	53	19	6	100
	Spring, 2011	1	27	48	14	10	100
	Spring, 2010	1	29	48	12	10	100
	Spring, 2009	1	22	50	18	9	100
	Spring, 2007	2	20	50	17	11	100
Philippines	Spring, 2018	15	48	17	9	12	100
	Spring, 2017	11	44	17	9	19	100
	Spring, 2015	9	35	29	15	13	100
	Spring, 2014	7	39	29	14	11	100
	Spring, 2013	2	33	36	16	12	100
South Korea	Spring, 2018	1	52	31	4	11	100
	Spring, 2017	0	36	36	5	23	100
	Spring, 2015	1	45	39	4	11	100
	Spring, 2014	1	42	43	5	8	100
	Spring, 2013	3	50	31	2	14	100
	Spring, 2010	1	39	35	10	15	100
	Spring, 2009	1	49	32	3	15	100
	Spring, 2007	2	52	26	4	17	100
Israel	Spring, 2018	8	26	42	22	2	100
	Spring, 2017	6	29	44	17	3	100
	Spring, 2015	4	21	51	23	1	100
	Spring, 2014	5	25	46	22	3	100
	Spring, 2013	3	18	47	30	1	100
	Spring, 2011	3	26	38	31	2	100
	Spring, 2009	6	25	38	27	4	100
	Spring, 2007	5	24	41	25	5	100
Tunisia	Spring, 2018	26	29	14	16	16	100
	Spring, 2017	17	22	11	26	24	100
	Spring, 2014	11	24	19	19	27	100
	Spring, 2013	9	26	15	22	29	100
	Spring, 2012	13	27	24	16	20	100
Kenya	Spring, 2018	16	24	14	13	33	100
	Spring, 2017	9	18	14	15	44	100
	Spring, 2015	10	25	26	21	19	100
	Spring, 2014	16	33	24	8	19	100
	Spring, 2013	17	30	20	7	26	100
	Spring, 2011	8	26	26	19	20	100
	Spring, 2010	16	31	31	11	11	100
	Spring, 2009	10	25	21	18	25	100
Nigeria	Spring, 2018	21	20	12	16	31	100
	Spring, 2017	21	24	14	15	27	100
	Spring, 2015	15	24	21	17	24	100
	Spring, 2014	15	26	12	15	32	100
	Spring, 2013	7	31	15	15	32	100
	Spring, 2010	18	35	19	12	16	100

		Q17c. Please tell me if you have a very favorable, somewhat favorable, somewhat unfavorable or very unfavorable opinion of _____. c. Russia					
		Very favorable	Somewhat favorable	Somewhat unfavorable	Very unfavorable	DK/Refused	Total
South Africa	Spring, 2018	16	18	10	34	22	100
	Spring, 2017	10	18	14	26	32	100
	Spring, 2015	8	17	18	33	24	100
	Spring, 2014	5	20	26	25	24	100
	Spring, 2013	6	20	25	28	20	100
Argentina	Spring, 2018	10	24	12	13	41	100
	Spring, 2017	7	20	15	12	46	100
	Spring, 2015	4	23	24	13	36	100
	Spring, 2014	3	16	23	14	45	100
	Spring, 2013	3	23	20	9	45	100
	Spring, 2010	2	22	20	14	41	100
	Spring, 2009	3	20	19	9	48	100
	Spring, 2007	1	18	19	15	47	100
Brazil	Spring, 2018	3	32	35	8	23	100
	Spring, 2017	4	31	31	5	29	100
	Spring, 2015	3	23	37	24	14	100
	Spring, 2014	1	23	48	11	17	100
	Spring, 2013	2	32	41	11	14	100
	Spring, 2012	2	25	34	22	16	100
	Spring, 2011	2	31	33	14	21	100
	Spring, 2010	1	37	34	9	19	100
Mexico	Spring, 2018	7	30	15	14	33	100
	Spring, 2017	6	26	13	12	43	100
	Spring, 2015	2	22	27	22	27	100
	Spring, 2014	4	17	22	22	36	100
	Spring, 2013	4	24	25	13	35	100
	Spring, 2012	5	20	17	20	37	100
	Spring, 2011	1	22	32	16	29	100
	Spring, 2010	4	21	18	13	45	100
	Spring, 2009	6	23	22	14	36	100
Spring, 2007	5	33	25	11	26	100	

		Q32b. Do you think ____ plays a more important role in the world today compared to 10 years ago, a less important role, or about as important a role in the world as it did 10 years ago? b. Russia				
		More important role	Less important role	As important as 10 years ago	DK/Refused	Total
United States	Spring, 2018	52	15	27	5	100
Canada	Spring, 2018	38	25	33	4	100
France	Spring, 2018	51	14	34	1	100
Germany	Spring, 2018	43	19	37	2	100
Greece	Spring, 2018	65	7	26	2	100
Hungary	Spring, 2018	46	21	28	4	100
Italy	Spring, 2018	42	16	33	9	100
Netherlands	Spring, 2018	48	16	34	2	100
Poland	Spring, 2018	44	20	29	7	100
Spain	Spring, 2018	40	17	40	2	100
Sweden	Spring, 2018	46	18	34	2	100
United Kingdom	Spring, 2018	48	17	28	7	100
Russia	Spring, 2018	72	10	15	3	100
	Spring, 2017	59	17	21	3	100
Australia	Spring, 2018	42	19	32	7	100
Indonesia	Spring, 2018	22	27	26	25	100
Japan	Spring, 2018	34	20	41	5	100
Philippines	Spring, 2018	23	22	43	12	100
South Korea	Spring, 2018	30	29	36	5	100
Israel	Spring, 2018	65	18	16	2	100
Tunisia	Spring, 2018	59	11	23	7	100
Kenya	Spring, 2018	28	32	17	22	100
Nigeria	Spring, 2018	34	28	10	28	100
South Africa	Spring, 2018	31	31	15	23	100
Argentina	Spring, 2018	40	11	22	27	100
Brazil	Spring, 2018	31	27	24	19	100
Mexico	Spring, 2018	40	14	27	19	100

		Q35c. For each, tell me how much confidence you have in each leader to do the right thing regarding world affairs – a lot of confidence, some confidence, not too much confidence, or no confidence at all. c. Russian President Vladimir Putin					
		A lot of confidence	Some confidence	Not too much confidence	No confidence at all	DK/Refused	Total
United States	Spring, 2018	6	15	25	49	5	100
	Spring, 2017	2	21	26	48	3	100
	Spring, 2015	2	19	26	49	5	100
	Spring, 2014	3	13	27	53	5	100
	Spring, 2012	4	24	29	25	18	100
	Spring, 2008	2	26	22	26	25	100
	Spring, 2007	2	28	25	25	21	100
	Spring, 2006	3	30	26	19	22	100
	May, 2003	2	39	28	19	13	100
Canada	Spring, 2018	6	19	27	45	4	100
	Spring, 2017	3	16	25	49	7	100
	Spring, 2016	6	20	20	45	10	100
	Spring, 2015	2	15	31	45	6	100
	Spring, 2007	4	32	26	22	17	100
	May, 2003	6	48	21	13	13	100
France	Spring, 2018	5	15	32	47	1	100
	Spring, 2017	2	16	28	52	1	100
	Spring, 2016	4	16	30	48	2	100
	Spring, 2015	3	12	29	56	0	100
	Spring, 2014	4	12	26	59	0	100
	Spring, 2012	2	10	31	57	0	100
	Spring, 2008	1	16	30	52	1	100
	Spring, 2007	2	17	36	45	0	100
	Spring, 2006	2	22	33	43	1	100
	May, 2003	5	43	27	25	1	100
	August, 2001	2	12	39	38	9	100
Germany	Spring, 2018	7	28	33	30	2	100
	Spring, 2017	5	20	39	35	1	100
	Spring, 2016	6	25	36	32	1	100
	Spring, 2015	5	18	36	40	2	100
	Spring, 2014	3	19	33	44	1	100
	Spring, 2012	4	18	39	38	2	100
	Spring, 2008	7	31	31	29	2	100
	Spring, 2007	5	27	37	29	2	100
	Spring, 2006	5	45	29	17	4	100
	May, 2003	24	51	18	6	1	100
Greece	Spring, 2018	4	37	31	24	4	100
	Spring, 2017	9	36	32	23	1	100
	Spring, 2016	13	37	27	18	5	100
	Spring, 2014	15	38	26	18	3	100
	Spring, 2012	9	32	31	26	2	100
Hungary	Spring, 2018	7	32	29	29	3	100
	Spring, 2017	4	26	38	24	8	100
	Spring, 2016	4	30	33	24	9	100

		Q35c. For each, tell me how much confidence you have in each leader to do the right thing regarding world affairs – a lot of confidence, some confidence, not too much confidence, or no confidence at all. c. Russian President Vladimir Putin					
		A lot of confidence	Some confidence	Not too much confidence	No confidence at all	DK/Refused	Total
Italy	Spring, 2018	4	27	36	24	10	100
	Spring, 2017	3	23	37	27	10	100
	Spring, 2016	9	22	34	24	11	100
	Spring, 2015	2	16	43	34	5	100
	Spring, 2014	2	16	40	38	4	100
	Spring, 2012	2	15	38	35	10	100
	Spring, 2007	2	24	36	24	14	100
	May, 2003	5	39	35	12	8	100
	August, 2001	3	21	36	13	28	100
Netherlands	Spring, 2018	2	12	35	50	1	100
	Spring, 2017	2	10	28	59	1	100
	Spring, 2016	1	12	27	58	2	100
Poland	Spring, 2018	1	6	31	58	4	100
	Spring, 2017	0	4	27	62	7	100
	Spring, 2016	1	6	26	60	7	100
	Spring, 2015	1	8	26	61	3	100
	Spring, 2014	1	7	29	57	4	100
	Spring, 2012	3	16	37	37	8	100
	Spring, 2008	1	13	38	40	7	100
	Spring, 2007	0	7	37	44	12	100
Spain	Spring, 2018	1	9	35	53	2	100
	Spring, 2017	0	8	38	50	3	100
	Spring, 2016	2	6	35	53	5	100
	Spring, 2015	1	5	44	48	3	100
	Spring, 2014	1	6	29	58	5	100
	Spring, 2012	2	8	42	45	4	100
	Spring, 2008	1	9	32	48	11	100
	Spring, 2007	2	5	33	43	17	100
	Spring, 2006	1	9	31	46	13	100
	May, 2003	5	26	24	33	13	100
Sweden	Spring, 2018	3	15	30	50	2	100
	Spring, 2017	1	11	29	58	1	100
	Spring, 2016	2	10	23	64	1	100
	Spring, 2007	1	22	37	31	9	100
United Kingdom	Spring, 2018	6	16	26	49	4	100
	Spring, 2017	4	15	29	47	6	100
	Spring, 2016	3	17	26	46	7	100
	Spring, 2015	2	12	27	53	6	100
	Spring, 2014	5	15	32	40	7	100
	Spring, 2012	3	18	34	36	9	100
	Spring, 2008	3	25	24	32	16	100
	Spring, 2007	3	34	26	21	16	100
	Spring, 2006	3	30	27	24	16	100
	May, 2003	10	43	23	13	10	100
August, 2001	1	25	35	22	17	100	

		Q35c. For each, tell me how much confidence you have in each leader to do the right thing regarding world affairs – a lot of confidence, some confidence, not too much confidence, or no confidence at all. c. Russian President Vladimir Putin					
		A lot of confidence	Some confidence	Not too much confidence	No confidence at all	DK/Refused	Total
Australia	Spring, 2018	5	19	28	44	4	100
	Spring, 2017	5	22	31	39	3	100
	Spring, 2016	4	21	25	45	5	100
	Spring, 2015	2	13	33	48	4	100
	Spring, 2008	2	36	26	18	18	100
	May, 2003	5	48	25	12	11	100
Indonesia	Spring, 2018	7	28	24	9	32	100
	Spring, 2017	2	29	22	8	38	100
	Spring, 2015	3	22	22	11	42	100
	Spring, 2014	5	23	35	9	28	100
	Spring, 2008	1	17	25	12	45	100
	Spring, 2007	1	21	37	10	31	100
	Spring, 2006	2	19	29	11	38	100
Japan	Spring, 2018	2	24	45	23	7	100
	Spring, 2017	2	26	47	17	7	100
	Spring, 2016	4	22	43	22	9	100
	Spring, 2015	1	21	47	24	7	100
	Spring, 2014	1	19	52	20	7	100
	Spring, 2012	2	25	47	21	6	100
	Spring, 2008	3	25	41	21	10	100
	Spring, 2007	1	18	46	22	14	100
	Spring, 2006	2	38	44	11	5	100
Philippines	Spring, 2018	16	45	14	11	14	100
	Spring, 2017	13	41	13	11	22	100
	Spring, 2015	13	33	23	9	22	100
	Spring, 2014	6	32	24	13	26	100
South Korea	Spring, 2018	3	29	46	16	5	100
	Spring, 2017	2	25	48	14	11	100
	Spring, 2015	2	25	47	19	6	100
	Spring, 2014	3	29	47	13	7	100
	Spring, 2008	1	26	40	6	26	100
	Spring, 2007	0	24	44	7	25	100
	May, 2003	3	34	39	8	16	100
Israel	Spring, 2018	10	22	35	29	4	100
	Spring, 2017	5	23	42	27	3	100
	Spring, 2015	4	20	41	33	3	100
	Spring, 2014	7	21	37	34	1	100
	Spring, 2007	2	15	34	41	8	100
	May, 2003	10	27	27	28	8	100
Tunisia	Spring, 2018	24	29	6	26	14	100
	Spring, 2017	14	18	5	34	29	100
	Spring, 2014	6	15	14	34	31	100
	Spring, 2012	3	14	16	35	32	100
Kenya	Spring, 2018	11	27	20	18	24	100
	Spring, 2017	8	25	17	25	25	100
	Spring, 2016	6	21	12	24	38	100
	Spring, 2015	10	27	24	21	18	100
	Spring, 2014	21	29	17	11	22	100
Spring, 2007	11	39	27	9	14	100	

		Q35c. For each, tell me how much confidence you have in each leader to do the right thing regarding world affairs – a lot of confidence, some confidence, not too much confidence, or no confidence at all. c. Russian President Vladimir Putin					
		A lot of confidence	Some confidence	Not too much confidence	No confidence at all	DK/Refused	Total
Nigeria	Spring, 2018	18	21	16	18	28	100
	Spring, 2017	18	21	16	17	28	100
	Spring, 2016	11	17	12	16	44	100
	Spring, 2015	16	28	20	10	26	100
	Spring, 2014	8	22	14	16	40	100
South Africa	Spring, 2018	13	21	14	27	25	100
	Spring, 2017	13	20	13	23	31	100
	Spring, 2016	13	20	10	20	37	100
	Spring, 2015	9	19	19	22	31	100
	Spring, 2014	6	17	19	19	38	100
	Spring, 2008	3	13	12	15	57	100
Argentina	Spring, 2018	10	15	17	31	26	100
	Spring, 2017	5	14	23	28	31	100
	Spring, 2015	5	15	25	32	24	100
	Spring, 2014	1	9	20	29	41	100
	Spring, 2008	1	6	13	38	43	100
	Spring, 2007	0	5	13	31	51	100
Brazil	Spring, 2018	4	12	24	48	13	100
	Spring, 2017	4	15	14	46	21	100
	Spring, 2015	4	19	30	36	12	100
	Spring, 2014	1	11	37	32	18	100
	Spring, 2012	2	17	28	28	25	100
Mexico	Spring, 2018	5	15	25	34	21	100
	Spring, 2017	3	16	20	39	21	100
	Spring, 2015	4	15	28	30	23	100
	Spring, 2014	2	11	19	34	34	100
	Spring, 2012	2	14	22	23	39	100
	Spring, 2008	3	7	21	31	39	100
	Spring, 2007	5	18	21	27	29	100