

September 10, 2013

Muslim Publics Share Concerns about Extremist Groups

Much Diminished Support for Suicide Bombing

Andrew Kohut,

Founding Director, Pew Research Center

Pew Global Attitudes Project:

Richard Wike, Associate Director

Katie Simmons, Research Associate

Jacob Poushter, Research Associate

Aaron Ponce, Research Associate

Cathy Barker, Research Analyst

Kat Devlin, Research Assistant

For Media Inquiries Contact:

Vidya Krishnamurthy

202.419.4372

<http://pewglobal.org>

Pew Research Center:

James Bell,

Director of International Survey Research,
Pew Research Center

Bruce Stokes,

Director of Pew Global Economic Attitudes,
Pew Research Center

Elizabeth Mueller Gross,

Vice President, Pew Research Center

Juliana Menasce Horowitz,

Senior Researcher, Pew Research Center
for the People & the Press

Muslim Publics Share Concerns about Extremist Groups

Much Diminished Support for Suicide Bombing

More than two years after the death of Osama bin Laden, concern about Islamic extremism remains widespread among Muslims from South Asia to the Middle East to sub-Saharan Africa. Across 11 Muslim publics surveyed by the Pew Research Center, a median of 67% say they are somewhat or very concerned about Islamic extremism. In five countries – Pakistan, Jordan, Tunisia, Turkey and Indonesia – Muslim worries about extremism have increased in the past year.


Against this backdrop, extremist groups, including al Qaeda, garner little popular support. Even before his death in 2011, confidence in al Qaeda leader Osama bin Laden [had plummeted](#) among many Muslims. Today, al Qaeda is widely reviled, with a median of 57% across the 11 Muslims publics surveyed saying they have an unfavorable opinion of the terrorist organization that launched the twin attacks on New York City and Washington, DC more than a decade ago.

The Taliban, who once shared Afghanistan as a base of operation with al Qaeda, are viewed negatively by a median of 51% of Muslims in the countries polled. Hezbollah and Hamas fare little better. Hezbollah, in particular, has seen its support slip in key Middle Eastern countries, including a 38 percentage point drop in favorable views among Egyptian Muslims since 2007.

In many of the countries surveyed, clear majorities of Muslims oppose violence in the name of Islam. Indeed, about three-quarters or more in Pakistan (89%), Indonesia (81%), Nigeria (78%) and Tunisia (77%), say suicide bombings or other acts of violence that target civilians

Great Concern for Extremism

How concerned are you about Islamic extremism in our country?



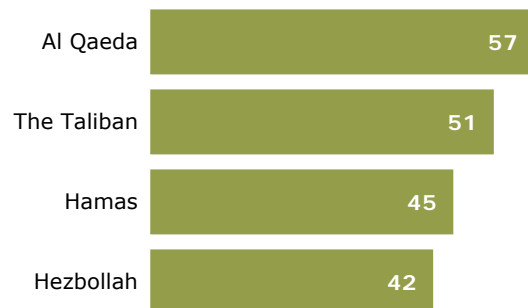
Based on Muslims only.

Median % across 11 Muslim publics.

PEW RESEARCH CENTER Q35.

Views of Extremist Groups

Median % with an unfavorable view of ...



Based on Muslims only.

Median % across 11 Muslim publics.

PEW RESEARCH CENTER Q9j-l, Q9q, Q41b, & Q41d.

are *never* justified. And although substantial percentages in some countries do think suicide bombing is often or sometimes justified – including a 62%-majority of Palestinian Muslims, overall support for violence in the name of Islam has declined among Muslim publics during the past decade.

These are among the key findings from a survey of 11 Muslim publics conducted by the Pew Research Center from March 3 to April 7, 2013. Face-to-face interviews were conducted with 8,989 Muslims in Egypt, Indonesia, Jordan, Lebanon, Malaysia, Nigeria, Pakistan, the Palestinian territories, Senegal, Tunisia and Turkey. The survey also finds that Nigerian Muslims overwhelmingly oppose Boko Haram, the extremist movement at the center of a violent uprising in northern Nigeria. One of Boko Haram's stated aims is to establish sharia, or Islamic law, as the official law of the land. Nigerian Muslims are divided on whether their country's laws should closely follow the teachings of the Quran.

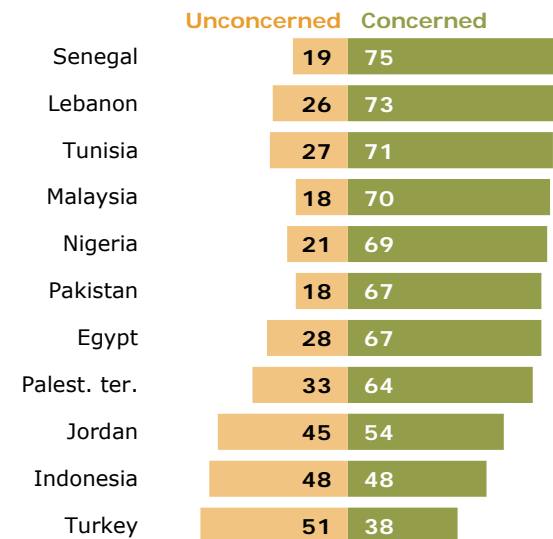
Islamic Extremism

Majorities in most of the Muslim publics surveyed express concerns about Islamic extremism in their country. Senegalese Muslims are the most worried (75% concerned), but at least six-in-ten Muslims in Lebanon, Tunisia, Malaysia, Nigeria, Pakistan, Egypt and the Palestinian territories are also concerned. More Jordanian Muslims (54%) see Islamic extremism as a threat than do not (45%).

In Indonesia, the Muslim public is evenly split: 48% concerned vs. 48% unconcerned. Turkey, meanwhile, is the only country surveyed where at least half of Muslims (51%) say they are *not* worried about Islamic extremism.

Concern about extremism has increased in some of the countries surveyed, including

Most Are Concerned about Islamic Extremism



Based on Muslims only.

PEW RESEARCH CENTER Q35.

Pakistan, where two-thirds of Muslims now say they fear the threat of Islamic extremism, compared with 58% in 2012.¹ In Tunisia, six-in-ten Muslims are now *very* concerned, up from 42% saying the same a year ago. Conversely, in the Palestinian territories, the proportion of Muslims worried about extremism has declined 14 percentage points since 2011, the last time the question was asked there.

In Lebanon, large majorities of Shia and Sunni Muslims share concerns about Islamic extremism (74% and 72%, respectively); these worries are even more pronounced among Lebanon's Christians (92%). In Nigeria, Christians and Muslims are about equally worried, with 74% of the Christian population and 69% of the Muslim population expressing concern. However, the proportion of Nigerian Muslims worried about extremism has dropped 14 percentage points since 2010. In Malaysia, Muslims are much more worried than their Buddhist countrymen about Islamic extremism (70% vs. 46%).

Suicide Bombing

Widespread Muslim concern about Islamic extremism is generally coupled with rejection of suicide bombing and other forms of violence in the name of Islam. However, in some countries, substantial minorities of Muslims say attacks on civilians are at least sometimes justified to defend Islam from its enemies; in the Palestinian territories, a majority of Muslims hold this view.

Half or more of Muslims in most countries surveyed say that suicide bombing and other acts of violence that target civilians can *never* be justified in

Muslim Views on Suicide Bombing

	<i>Suicide bombings can be justified...</i>					NET Often/Some %
	Often %	Some- times %	Rarely %	Never %	DK %	
Pakistan	1	2	4	89	4	3
Indonesia	1	5	12	81	2	6
Nigeria	2	6	7	78	7	8
Jordan	3	9	32	53	3	12
Tunisia	5	7	6	77	6	12
Turkey	3	13	17	54	14	16
Senegal	11	7	14	50	18	18
Egypt	10	15	34	39	2	25
Malaysia	5	22	12	58	3	27
Lebanon	9	24	25	41	2	33
<i>Shia</i>	10	29	25	33	2	39
<i>Sunni</i>	8	18	24	47	2	26
Palest. ter.	37	25	12	16	10	62

Asked of Muslims only.

PEW RESEARCH CENTER Q121.

¹ For more on Pakistani views of extremism see [On Eve of Elections, a Dismal Public Mood in Pakistan](#), released May 7, 2013.

the name of Islam. This opinion is most prevalent in Pakistan (89%), Indonesia (81%), Nigeria (78%), and Tunisia (77%). Majorities or pluralities share this unequivocal rejection of religious-inspired violence in Malaysia (58% never justified), Turkey (54%), Jordan (53%), and Senegal (50%). In Malaysia, however, roughly a quarter of Muslims (27%) take the view that attacks on civilians are sometimes or often justified.

In Lebanon and Egypt, too, substantial minorities of Muslims (33% and 25%, respectively) think suicide bombings and similar attacks in the name of Islam are at least sometimes justified. However, in both countries, more Muslims say such violence is never justified (41% in Lebanon and 39% in Egypt). Shia Muslims in Lebanon (39%) are more likely than the country's Sunni Muslims (26%) to take the view that violence in the name of Islam is sometimes or often justified.

Support for suicide bombing and other violence aimed at civilian targets is most widespread in the Palestinian territories, with 62% of Muslims saying that such attacks are often or sometimes justified in order to defend Islam from its enemies. Support is strong both in Hamas-ruled Gaza (64%) and the Fatah-governed West Bank (60%).

Overall, support for suicide bombing and related forms of violence has declined in the last decade across the Muslim publics surveyed. Since 2002, the percentage of Muslims who say suicide bombing is at least sometimes justified has dropped 41 percentage points in Lebanon, 31 points in Jordan and 30 points in Pakistan. In Nigeria, meanwhile, support has declined 26 points since 2010.

Levels of Support for Suicide Bombing over Time

% Saying often/sometimes justified

	2002	2004	2005	2006	2007	2008	2009	2010	2011	2013
	%	%	%	%	%	%	%	%	%	%
Pakistan	33	41	25	14	9	5	5	8	5	3
Indonesia	--	--	15	10	10	11	13	15	10	6
Nigeria	--	--	--	--	--	--	--	34	--	8
Jordan	43	--	57	29	23	25	12	20	13	12
Tunisia	--	--	--	--	--	--	--	--	--	12
Turkey	13	15	14	17	16	3	4	6	7	16
Senegal	--	--	--	--	--	--	--	--	--	18
Egypt	--	--	--	28	8	13	15	20	28	25
Malaysia	--	--	--	--	26	--	--	--	--	27
Lebanon	74	--	39	--	34	32	38	39	35	33
Palest. ter.	--	--	--	--	70	--	68	--	68	62

Asked of Muslims only.

PEW RESEARCH CENTER Q121.

Across most of the countries surveyed, gender, age, income and education are not closely associated with support for suicide bombing. However, there is a generational gap in Tunisia, with Muslims under 30 years of age more than twice as likely as those 50 and older to say that

suicide bombing is at least sometimes justified (17% vs. 6%). In Lebanon, attitudes toward suicide bombing also vary with age, but in the opposite direction: Muslims 50 years or older (43%) are more likely than those 18-29 years of age (28%) to say such violence is justified.

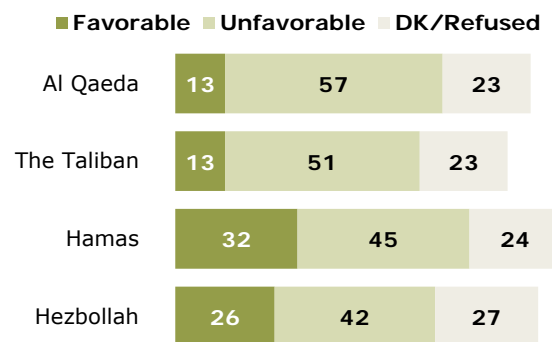
Egypt is the only country surveyed where views of suicide bombing vary by income level. Egyptian Muslims with lower incomes (38%) are more supportive of violence in the name of Islam than those with higher incomes (19%).²

For the most part, support for suicide bombing is not correlated with devoutness. Generally, Muslims who say they pray five times per day are no more likely to support targeting civilians to protect Islam than those who pray less often. The only exception is the Palestinian territories, where 66% of Muslims who pray five times per day say suicide bombing is often or sometimes justified versus 49% of those who pray less than five times per day.

Extremist Groups

Overall, views of extremist groups are negative across the Muslim publics surveyed. A median of about a third or fewer have a positive view of al Qaeda, the Taliban, Hamas, or Hezbollah. And in no country polled do any of these organizations receive majority Muslim support.

Unfavorable Ratings for Extremist Groups



Based on Muslims only.

Median % across 11 Muslim publics.

PEW RESEARCH CENTER Q9j-l, Q9q, Q41b, & Q41d.

² Low-income respondents are those with a reported monthly household income of 1000 Egyptian pounds or less, middle-income respondents fall between the range of 1001 to 1750 Egyptian pounds per month, and those in the high-income category earn 1751 Egyptian pounds or more per month.

Al Qaeda

Al Qaeda, which is responsible for some of the most well-known and devastating terrorist attacks in the last 15 years, receives the most negative ratings among the extremist groups included in the survey. A median of 57% across the 11 Muslim publics surveyed hold an unfavorable view of the group. This includes strong majorities of Muslims in Lebanon (96%), Jordan (81%), Turkey (73%), and Egypt (69%). More than half of Muslims in Nigeria, Senegal, Tunisia, Indonesia, and the Palestinian territories also view al Qaeda negatively. In Pakistan and Malaysia, Muslim views of al Qaeda are on balance unfavorable, but many offer no opinion.

In most countries surveyed, perceptions of al Qaeda are largely unchanged since last year. But in Nigeria, negative views of al Qaeda have intensified since 2010 – rising 28 percentage points, from 34% to 62% unfavorable. By contrast, since 2011, positive ratings of al Qaeda have ticked up seven percentage points among Muslims in the Palestinian territories (from 28% to 35% favorable).

Hamas

Overall, a median of 45% across the Muslim publics surveyed have an unfavorable view of Hamas, the Palestinian militant group designated as a terrorist organization by the U.S. In the Palestinian territories, opinions of Hamas are mixed, with 45% of Muslims viewing the group unfavorably, compared with 48% who say they have a favorable view.³

Although Hamas' once close ties with Iran and Hezbollah have been strained by the current conflict in Syria, the Palestinian militant organization is still viewed positively by a majority of Lebanese Shia Muslims (62%). By contrast, two-thirds of Lebanese Sunni (67%) have an *unfavorable* opinion of the group, as do about eight-in-ten (81%) Lebanese Christians.

Views of Al Qaeda

	Fav %	Unfav %	DK %
Lebanon	1	96	2
Jordan	13	81	6
Turkey	7	73	20
Egypt	20	69	11
Nigeria	9	62	29
Senegal	9	57	34
Tunisia	15	56	29
Indonesia	23	53	23
Palest. ter.	35	53	12
Malaysia	20	48	32
Pakistan*	13	46	41
MEDIAN	13	57	23

Based on Muslims only

* In Pakistan, this question was asked at a later point in the interview than in other countries.

PEW RESEARCH CENTER Q9I & Q41b.

Views of Hamas

	Fav %	Unfav %	DK %
Turkey	5	73	22
Jordan	43	55	1
Lebanon	46	52	2
Egypt	48	49	2
Palest. ter.	48	45	6
Indonesia	24	45	31
Senegal	11	43	46
Malaysia	32	36	32
Tunisia	46	30	24
Nigeria	25	28	47
Pakistan	12	16	72
MEDIAN	32	45	24

Based on Muslims only.

PEW RESEARCH CENTER Q9j.

³ For more on Palestinian views of Hamas, see [Despite Their Wide Differences, Many Israelis and Palestinians Want Bigger Role for Obama in Resolving Conflict](#), released May 9, 2013.

Elsewhere in the Middle East views of Hamas tend to be largely negative. Half or more of Muslims in Turkey (73%), Jordan (55%), and Lebanon (52%) have an unfavorable opinion of the militant organization, with about half in Egypt (49%) sharing that view. However, in Tunisia, a 46% plurality are favorably inclined toward Hamas – the only instance where any of the extremist groups polled receive plurality support among Muslims in *any* of the countries surveyed.

Outside the Middle East, fewer Muslims have definite opinions about Hamas. Overall, Muslim attitudes are divided in Senegal, Malaysia, and Pakistan, although many offer no opinion. In Indonesia, a 45%-plurality sees the Palestinian group unfavorably. In Nigeria, pluralities of both Christians and Muslims have no opinion.

Since Hamas took control of the Gaza Strip in 2007, support for the organization has fallen among Palestinian Muslims (-15 percentage points). The loss of support has been especially dramatic among Muslims in the West Bank: in 2007, 70% had a positive opinion of Hamas, compared with 51% today. In the Gaza Strip, opinion has not significantly changed since 2007.

Since 2007, support for Hamas has also declined among Muslims in Pakistan (-31), Jordan (-20), Malaysia (-20), Indonesia (-19), and Turkey (-10).

Hezbollah

Hezbollah, which is headquartered in Lebanon and whose forces have been fighting alongside President Bashar-al-Assad's troops in Syria,⁴ is viewed unfavorably by a median of 42% among the Muslim publics surveyed. In Lebanon itself, views of the extremist group divide along sectarian lines. Among the country's Sunni Muslims more than nine-in-ten (94%) have a negative opinion of Hezbollah, as do six-in-ten Lebanese Christians. By contrast, 89% of Lebanese Shia have a *favorable* view of Hezbollah, with only one-in-ten viewing the militant group unfavorably.

Sectarian Views of Hamas

	Fav %	Unfav %	DK %
Lebanon	32	66	2
<i>Christian</i>	17	81	2
<i>Shia</i>	62	36	2
<i>Sunni</i>	32	67	1
Nigeria	19	32	49
<i>Christian</i>	13	36	51
<i>Muslim</i>	25	28	47

PEW RESEARCH CENTER Q9j.

Sectarian Divide on Hezbollah in Lebanon

	Fav %	Unfav %	DK %
Lebanon	41	59	1
<i>Christian</i>	40	60	0
<i>Shia</i>	89	10	1
<i>Sunni</i>	6	94	1

PEW RESEARCH CENTER Q9k.

⁴ For a previous discussion of views toward Hezbollah as it relates to Syria, see [As It Fights in Syria, Hezbollah Seen Unfavorably in Region](#), released June 7, 2013.

In the Middle East, nearly three-in-four in Egypt (74%), Turkey (73%), and Jordan (72%) express distaste for Hezbollah. Views are mixed in the Palestinian territories, where 49% of Muslims overall have a negative view of Hezbollah, compared with 43% who have a positive opinion. However, Hezbollah is more popular among Muslims in the West Bank than the Gaza Strip (51% vs. 31%).

Muslim attitudes toward Hezbollah are mixed in Senegal, Tunisia, and Indonesia, with many offering no opinion. In Malaysia, Nigeria, and Pakistan even more have no views on this question.

Compared with a year ago, views of Hezbollah are largely unchanged in most of the Muslim publics surveyed. However, since 2007, Muslims in the Palestinian territories have grown less supportive of the militant Shia organization, with positive views dropping 33 percentage points from 76% to 43% favorable. Since 2007, Hezbollah has also seen declining support among Muslims in Egypt (-38 points) and Jordan (-28).

The Taliban

Across the Muslim publics surveyed, a median of 51% have an unfavorable view of the Taliban, the Islamic fundamentalist movement almost exclusively based in Afghanistan and Pakistan. Majorities of Muslims in Lebanon (92%), Jordan (82%), Egypt (70%), Turkey (70%), and Pakistan (65%) have a negative opinion of the group. About half of Muslims in Nigeria (51%), Tunisia (50%), and the Palestinian territories (50%) share this view.

Pluralities in Senegal, Malaysia, and Indonesia also view the Taliban unfavorably, although many in these countries have no opinion.

Views of Hezbollah

	Fav	Unfav	DK
	%	%	%
Egypt	18	74	7
Turkey	7	73	20
Jordan	26	72	2
Lebanon	46	54	1
Palest. ter.	43	49	8
Senegal	10	42	48
Tunisia	35	38	27
Indonesia	29	37	34
Malaysia	35	28	37
Nigeria	21	28	51
Pakistan	15	13	72
MEDIAN	26	42	27

Based on Muslims only.

PEW RESEARCH CENTER Q9k.

Views of The Taliban

	Fav	Unfav	DK
	%	%	%
Lebanon	4	92	4
Jordan	9	82	9
Turkey	10	70	21
Egypt	28	70	1
Pakistan*	12	65	23
Nigeria	11	51	38
Tunisia	13	50	37
Palest. ter.	29	50	20
Senegal	15	48	37
Malaysia	23	47	30
Indonesia	21	44	35
MEDIAN	13	51	23

Based on Muslims only.

* In Pakistan, this question was asked at a later point in the interview than in other countries.

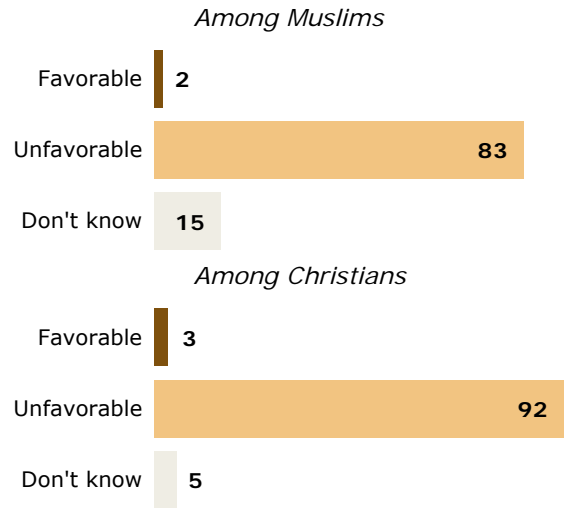
PEW RESEARCH CENTER Q9q & Q41d.

Nigerians Reject Boko Haram

When asked about the Islamist group Boko Haram, roughly eight-in-ten Nigerian Muslims (83%) say they have an unfavorable opinion of the extremist movement. Even more Nigerian Christians (92%) say the same.

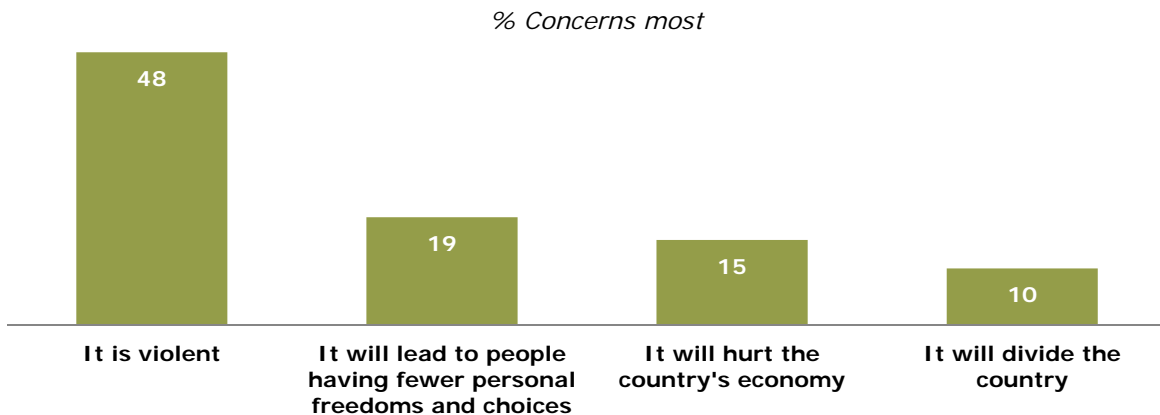
With the death toll from Boko Haram’s terrorist campaigns numbering in the thousands, it is perhaps not surprising that among the 69% of Nigerian Muslims concerned by Islamic extremism, a 48%-plurality say they are most worried by the violence associated with extremism. Fewer say their worries focus on the possibility that extremism will lead to reduced personal freedoms (19%), hurt the country’s economy (15%), or divide the nation (10%). Christian Nigerians worried about Islamic extremism are also most concerned about the violent nature of extremist groups (64%).

Overwhelmingly Negative Views of Boko Haram in Nigeria



PEW RESEARCH CENTER Q9u.

What Concerns Nigerian Muslims about Extremism?



Asked of 69% of Muslims who are “very” or “somewhat” concerned about Islamic extremism.

PEW RESEARCH CENTER Q36.

Amid the plethora of terrorist attacks in Nigeria's north, support among Nigerian Muslims for suicide bombing has plummeted since 2010 – from 34% three years ago to just 8% today.

Since 2010, Nigerian Muslims have also grown increasingly negative towards the extremist groups asked about in the survey. Among the country's Muslims, favorable views of al Qaeda have fallen 40 percentage points over the past three years, followed by a 24-point drop for both Hamas and Hezbollah.

Nigerians Divide on Islamic Law

One of Boko Haram's stated intentions is to make sharia, or Islamic law, the official law of the land in Nigeria. Nigerian Muslims are divided on how closely their laws should follow the Quran. Given three possible options, 38% say their country's laws should not be influenced by the Quran at all; 32% think Nigeria's laws should strictly adhere to the teachings of the Quran; and 24% offer that the nation's laws should follow the values and principles of Islam, but not strictly mirror the Quran.

For their part, a clear majority of Nigerian Christians (70%) say laws in Nigeria should not be influenced by the Quran.

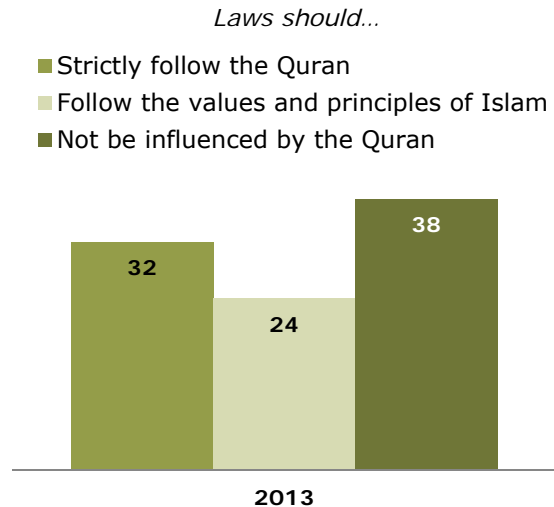
Declining Support for Extremist Groups and Tactics in Nigeria

	2010	2013	Change
<i>Favorable view of ...</i>	%	%	
Al Qaeda	49	9	-40
Hamas	49	25	-24
Hezbollah	45	21	-24
Boko Haram	--	2	--
The Taliban	--	11	--
Suicide bombing often/sometimes justified in defense of Islam	34	8	-26

Based on Muslims only.

PEW RESEARCH CENTER Q9j-I, Q9q, Q9u & Q121.

Views of Quran Influence on Laws in Nigeria



Based on Muslims only.

PEW RESEARCH CENTER Q37.

Survey Methods

About the 2013 Spring Pew Global Attitudes Survey

Results for the survey are based on face-to-face interviews conducted under the direction of Princeton Survey Research Associates International. Survey results are based on national samples. For further details on sample designs, see below.

The descriptions below show the margin of sampling error based on all interviews conducted in that country. For results based on the full sample in a given country, one can say with 95% confidence that the error attributable to sampling and other random effects is plus or minus the margin of error. In addition to sampling error, one should bear in mind that question wording and practical difficulties in conducting surveys can introduce error or bias into the findings of opinion polls.

Country: **Egypt**
 Sample design: Multi-stage cluster sample stratified by governorates and urbanity
 Mode: Face-to-face adults 18 plus
 Languages: Arabic
 Fieldwork dates: March 3 – March 23, 2013
 Sample size: 1,000
 Margin of Error: ± 4.3 percentage points
 Representative: Adult population (excluding Frontier governorates, or about 2% of the population)

Country: **Indonesia**
 Sample design: Multi-stage cluster sample stratified by province and urbanity
 Mode: Face-to-face adults 18 plus
 Languages: Bahasa Indonesian
 Fieldwork dates: March 9 – March 27, 2013
 Sample size: 1,000
 Margin of Error: ± 4.0 percentage points
 Representative: Adult population (excluding Papua and remote areas or provinces with small populations, or 12% of the population)

Country: **Jordan**
Sample design: Multi-stage cluster sample stratified by Jordan's 12 governorates and urbanity
Mode: Face-to-face adults 18 plus
Languages: Arabic
Fieldwork dates: March 4 – March 23, 2013
Sample size: 1,000
Margin of Error: ±4.5 percentage points
Representative: Adult population

Country: **Lebanon**
Sample design: Multi-stage cluster sample stratified by Lebanon's seven regions and urbanity
Mode: Face-to-face adults 18 plus
Languages: Arabic
Fieldwork dates: March 4 – March 22, 2013
Sample size: 1,000
Margin of Error: ±4.0 percentage points
Representative: Adult population (excluding a small area in Beirut controlled by a militia group and a few villages in the south of Lebanon, which border Israel and are inaccessible to outsiders, or about 2% of the population)

Country: **Malaysia**
Sample design: Multi-stage cluster sample stratified by state and urbanity
Mode: Face-to-face adults 18 plus
Languages: Malay, Mandarin Chinese, English
Fieldwork dates: March 4 – April 3, 2013
Sample size: 822
Margin of Error: ±4.3 percentage points
Representative: Adult population (excluding difficult to access areas in Sabah and Sarawak, or about 7% of the population)

Country: **Nigeria**
Sample design: Multi-stage cluster sample stratified by region and urbanity
Mode: Face-to-face adults 18 plus
Languages: English, Hausa, Yoruba, Igbo
Fieldwork dates: March 6 – April 4, 2013
Sample size: 1,031
Margin of Error: ± 4.0 percentage points
Representative: Adult population (excluding Borno, Yobe and some areas in Taraba, or about 5% of the population)

Country: **Pakistan**
Sample design: Multi-stage cluster sample stratified by province and urbanity
Mode: Face-to-face adults 18 plus
Languages: Urdu, Pashto, Punjabi, Saraiki, Sindhi
Fieldwork dates: March 11 – March 31, 2013
Sample size: 1,201
Margin of Error: ± 4.3 percentage points
Representative: Adult population (excluding the Federally Administered Tribal Areas, Gilgit-Baltistan, Azad Jammu and Kashmir for security reasons as well as areas of instability in Khyber Pakhtunkhwa [formerly the North-West Frontier Province] and Baluchistan, or roughly 18% of the population). Disproportionately urban. The data were weighted to reflect the actual urbanity distribution in Pakistan.

Country: **Palestinian territories**
Sample design: Multi-stage cluster sample stratified by region and urban/rural/refugee camp population
Mode: Face-to-face adults 18 plus
Languages: Arabic
Fieldwork dates: March 29 – April 7, 2013
Sample size: 810
Margin of Error: ± 4.4 percentage points
Representative: Adult population (excluding Bedouins who regularly change residence and some communities near Israeli settlements where military restrictions make access difficult, or roughly 5% of the population)

Country:	Senegal
Sample design:	Multi-stage cluster sample stratified by region and urbanity
Mode:	Face-to-face adults 18 plus
Languages:	Wolof, French
Fieldwork dates:	March 6 – March 30, 2013
Sample size:	800
Margin of Error:	±4.1 percentage points
Representative:	Adult population
Country:	Tunisia
Sample design:	Multi-stage cluster sample stratified by governorate and urbanity
Mode:	Face-to-face adults 18 plus
Languages:	Tunisian Arabic
Fieldwork dates:	March 4 – March 19, 2013
Sample size:	1,000
Margin of Error:	±4.0 percentage points
Representative:	Adult population
Country:	Turkey
Sample design:	Multi-stage cluster sample stratified by the 26 regions (based on geographical location and level of development (NUTS 2)) and urbanity
Mode:	Face-to-face adults 18 plus
Languages:	Turkish
Fieldwork dates:	March 5 – March 24, 2013
Sample size:	1,000
Margin of Error:	±7.7 percentage points
Representative:	Adult population

**Pew Research Center's Global Attitudes Project
2013 Spring Survey Topline Results
September 10, 2013 Release**

Methodological notes:

- Figures in this topline are based on the general public in each country, unless the question was asked only of Muslims. Most figures in the report are based on Muslim respondents only.
- Survey results are based on national samples. For further details on sample designs, see Survey Methods section.
- Due to rounding, percentages may not total 100%. The topline “total” columns show 100%, because they are based on unrounded numbers.
- Since 2007, the Global Attitudes Project has used an automated process to generate topline. As a result, numbers may differ slightly from those published prior to 2007.
- Spring, 2011 survey in Pakistan was fielded before the death of Osama bin Laden (April 10 – April 26), while the Late Spring, 2011 survey was conducted afterwards (May 8 – May 15).
- For some countries, trends for certain years are omitted due to differences in sample design or population coverage. Omitted trends often reflect less representative samples than more recent surveys in the same countries. Trends that are omitted include:
 - Nigeria prior to 2010
 - Indonesia prior to 2005
- Not all questions included in the Spring 2013 survey are presented in this topline. Omitted questions have either been previously released or will be released in future reports.

		Q9j Please tell me if you have a very favorable, somewhat favorable, somewhat unfavorable or very unfavorable opinion of: j. Hamas					
		Very favorable	Somewhat favorable	Somewhat unfavorable	Very unfavorable	DK/Refused	Total
Turkey	Spring, 2013	1	4	17	54	24	100
	Spring, 2012	4	6	11	54	25	100
	Spring, 2011	2	8	13	57	21	100
	Spring, 2010	2	7	11	56	24	100
	Spring, 2009	1	4	9	60	26	100
	Spring, 2008	2	4	7	58	29	100
	Spring, 2007	2	12	8	46	31	100
Egypt	Spring, 2013	14	31	30	23	2	100
	Spring, 2012	11	28	34	22	5	100
	Spring, 2011	12	33	32	19	4	100
	Spring, 2010	19	28	31	19	3	100
	Spring, 2009	26	26	24	20	4	100
	Spring, 2008	18	24	30	20	7	100
	Spring, 2007	20	29	31	18	2	100
Jordan	Spring, 2013	14	28	33	23	2	100
	Spring, 2012	15	29	30	23	3	100
	Spring, 2011	15	32	28	22	3	100
	Spring, 2010	24	36	21	14	6	100
	Spring, 2009	26	30	21	15	8	100
	Spring, 2008	22	33	21	16	8	100
	Spring, 2007	24	38	25	11	2	100
Lebanon	Spring, 2013	12	20	19	47	2	100
	Spring, 2012	11	19	21	46	2	100
	Spring, 2011	14	20	19	45	2	100
	Spring, 2010	11	23	16	47	3	100
	Spring, 2009	15	15	19	49	2	100
	Spring, 2008	12	13	22	50	4	100
	Spring, 2007	6	19	26	41	8	100
Palest. ter.	Spring, 2013	14	34	21	24	6	100
	Spring, 2011	11	31	36	20	2	100
	Spring, 2009	14	30	20	32	3	100
	Spring, 2007	27	35	12	21	4	100
Tunisia	Spring, 2013	15	30	11	19	24	100
	Spring, 2012	22	28	16	15	20	100
Indonesia	Spring, 2013	4	19	31	14	32	100
	Spring, 2011	4	29	26	8	33	100
	Spring, 2010	5	32	25	9	29	100
	Spring, 2009	4	27	21	7	40	100
	Spring, 2008	2	21	19	7	51	100
	Spring, 2007	4	38	16	3	38	100
Malaysia	Spring, 2013	2	23	21	10	44	100
	Spring, 2007	2	32	18	7	41	100
Pakistan	Spring, 2013	5	7	6	9	72	100
	Spring, 2012	5	10	4	8	73	100
	Late Spring, 2011	3	8	5	9	75	100
	Spring, 2011	4	9	5	9	73	100
	Spring, 2010	6	12	5	8	70	100
	Spring, 2009	3	11	12	12	62	100
	Spring, 2008	7	11	7	9	66	100
	Spring, 2007	21	22	6	8	43	100

		Q9j Please tell me if you have a very favorable, somewhat favorable, somewhat unfavorable or very unfavorable opinion of: j. Hamas					
		Very favorable	Somewhat favorable	Somewhat unfavorable	Very unfavorable	DK/Refused	Total
Nigeria	Spring, 2013	3	16	11	21	49	100
	Spring, 2010	10	20	17	15	38	100
Senegal	Spring, 2013	1	9	21	24	45	100

		Q9k Please tell me if you have a very favorable, somewhat favorable, somewhat unfavorable or very unfavorable opinion of: k. Hezbollah					
		Very favorable	Somewhat favorable	Somewhat unfavorable	Very unfavorable	DK/Refused	Total
Turkey	Spring, 2013	1	5	14	59	21	100
	Spring, 2012	2	4	10	61	24	100
	Spring, 2011	1	4	12	64	18	100
	Spring, 2010	1	4	10	64	21	100
	Spring, 2009	1	2	8	65	24	100
	Spring, 2008	1	2	5	71	21	100
	Spring, 2007	2	7	8	58	25	100
Egypt	Spring, 2013	2	17	39	36	7	100
	Spring, 2012	3	17	38	37	6	100
	Spring, 2011	3	21	40	34	3	100
	Spring, 2010	8	21	34	32	4	100
	Spring, 2009	20	23	27	30	1	100
	Spring, 2008	23	31	28	12	6	100
	Spring, 2007	20	36	32	9	3	100
Jordan	Spring, 2013	5	20	36	36	2	100
	Spring, 2012	7	22	34	36	1	100
	Spring, 2011	7	29	37	26	2	100
	Spring, 2010	16	38	34	11	2	100
	Spring, 2009	22	29	28	17	5	100
	Spring, 2008	23	28	30	15	5	100
	Spring, 2007	21	33	32	12	2	100
Lebanon	Spring, 2013	32	9	7	52	1	100
	Spring, 2012	29	11	8	52	0	100
	Spring, 2011	28	10	10	50	1	100
	Spring, 2010	31	9	7	51	2	100
	Spring, 2009	28	7	8	56	1	100
	Spring, 2008	24	9	8	57	2	100
	Spring, 2007	25	10	9	55	1	100
Palest. ter.	Spring, 2013	10	33	24	25	7	100
	Spring, 2011	18	43	25	12	2	100
	Spring, 2009	23	38	12	24	3	100
	Spring, 2007	41	35	11	9	4	100
Tunisia	Spring, 2013	12	23	15	23	27	100
	Spring, 2012	20	26	16	17	21	100
Indonesia	Spring, 2013	3	24	25	13	35	100
	Spring, 2011	5	32	23	9	31	100
	Spring, 2010	5	35	20	10	29	100
	Spring, 2009	4	23	21	9	43	100
	Spring, 2008	3	26	15	6	50	100
	Spring, 2007	5	38	16	4	37	100
Malaysia	Spring, 2013	2	25	18	8	47	100
	Spring, 2007	4	33	15	7	41	100
Pakistan	Spring, 2013	5	10	5	8	72	100
	Spring, 2012	5	10	3	8	74	100
	Late Spring, 2011	4	9	5	9	74	100
	Spring, 2011	4	10	5	10	72	100
	Spring, 2010	6	12	4	8	70	100
	Spring, 2009	4	13	11	12	60	100
	Spring, 2008	12	12	7	9	60	100
Spring, 2007	25	21	6	7	42	100	

		Q9k Please tell me if you have a very favorable, somewhat favorable, somewhat unfavorable or very unfavorable opinion of: k. Hezbollah					
		Very favorable	Somewhat favorable	Somewhat unfavorable	Very unfavorable	DK/Refused	Total
Nigeria	Spring, 2013	3	14	12	19	52	100
	Spring, 2010	9	18	17	16	41	100
Senegal	Spring, 2013	2	8	17	27	47	100

		Q9l Please tell me if you have a very favorable, somewhat favorable, somewhat unfavorable or very unfavorable opinion of: l. al Qaeda					
		Very favorable	Somewhat favorable	Somewhat unfavorable	Very unfavorable	DK/Refused	Total
Turkey	Spring, 2013	2	4	12	60	22	100
	Spring, 2012	2	4	9	63	22	100
	Spring, 2011	1	3	10	66	19	100
	Spring, 2010	1	3	10	65	21	100
Egypt	Spring, 2013	3	15	37	35	10	100
	Spring, 2012	3	16	36	37	8	100
	Spring, 2011	2	19	32	41	5	100
	Spring, 2010	7	12	29	43	8	100
Jordan	Spring, 2013	3	10	39	42	6	100
	Spring, 2012	3	11	38	39	8	100
	Spring, 2011	2	13	39	38	8	100
	Spring, 2010	11	23	35	26	4	100
Lebanon	Spring, 2013	0	1	6	92	2	100
	Spring, 2012	1	1	5	93	0	100
	Spring, 2011	2	1	3	92	2	100
	Spring, 2010	0	2	3	92	3	100
Palest. ter.	Spring, 2013	6	28	25	29	12	100
	Spring, 2011	6	22	48	20	4	100
Tunisia	Spring, 2013	6	9	15	42	29	100
	Spring, 2012	7	9	15	48	21	100
Indonesia	Spring, 2013	4	18	27	27	23	100
	Spring, 2011	2	19	33	24	22	100
	Spring, 2010	2	20	31	24	22	100
Malaysia	Spring, 2013	2	13	26	18	42	100
Nigeria	Spring, 2013	2	8	15	42	33	100
	Spring, 2010	10	17	17	25	30	100
Senegal	Spring, 2013	2	7	14	44	32	100

		Q9q Please tell me if you have a very favorable, somewhat favorable, somewhat unfavorable or very unfavorable opinion of: q. The Taliban					
		Very favorable	Somewhat favorable	Somewhat unfavorable	Very unfavorable	DK/Refused	Total
Turkey	Spring, 2013	3	7	15	53	21	100
	Spring, 2012	2	5	12	57	24	100
Egypt	Spring, 2013	10	16	36	37	1	100
	Spring, 2012	3	16	40	36	6	100
Jordan	Spring, 2013	2	7	27	55	10	100
	Spring, 2012	1	9	24	57	10	100
Lebanon	Spring, 2013	2	1	11	83	2	100
	Spring, 2012	1	1	11	86	1	100
Palest. ter.	Spring, 2013	5	24	27	24	20	100
Tunisia	Spring, 2013	4	8	16	34	37	100
	Spring, 2012	4	8	16	43	28	100
Indonesia	Spring, 2013	4	17	28	16	35	100
Malaysia	Spring, 2013	2	16	27	16	39	100
Nigeria	Spring, 2013	1	10	12	38	39	100
Senegal	Spring, 2013	3	12	18	31	36	100

		Q9u Please tell me if you have a very favorable, somewhat favorable, somewhat unfavorable or very unfavorable opinion of: u. Boko Haram					
		Very favorable	Somewhat favorable	Somewhat unfavorable	Very unfavorable	DK/Refused	Total
Nigeria	Spring, 2013	1	2	5	82	10	100

		Q35 How concerned, if at all, are you about Islamic extremism in our country these days? Are you very concerned, somewhat concerned, not too concerned or not at all concerned about Islamic extremism in our country these days?					
		Very concerned	Somewhat concerned	Not too concerned	Not at all concerned	DK/Refused	Total
Turkey	Spring, 2013	11	26	29	21	12	100
	Spring, 2012	10	22	22	31	14	100
	Spring, 2011	26	26	14	23	12	100
	Spring, 2010	20	23	9	36	13	100
	Spring, 2009	19	28	11	28	14	100
	Spring, 2008	22	19	12	33	13	100
	Spring, 2006	18	28	18	21	15	100
Egypt	Spring, 2013	34	35	16	10	5	100
	Spring, 2012	33	36	15	13	3	100
	Spring, 2011	32	33	19	15	1	100
	Spring, 2010	20	41	32	6	1	100
	Spring, 2009	30	32	26	11	0	100
	Spring, 2008	31	41	20	9	0	100
	Spring, 2006	29	39	19	11	2	100
Jordan	Spring, 2013	26	28	27	18	2	100
	Spring, 2012	23	26	30	21	1	100
	Spring, 2011	25	23	25	26	1	100
	Spring, 2010	19	25	35	20	1	100
	Spring, 2009	20	24	26	30	1	100
	Spring, 2008	30	31	25	14	1	100
	Spring, 2006	33	36	22	8	1	100
Lebanon	Spring, 2013	55	26	11	8	0	100
	Spring, 2012	53	28	11	8	0	100
	Spring, 2011	52	26	14	6	2	100
	Spring, 2010	50	30	12	8	0	100
	Spring, 2009	51	28	17	4	1	100
	Spring, 2008	45	33	17	4	0	100
Palest. ter.	Spring, 2013	24	40	21	12	4	100
	Spring, 2011	33	46	15	6	1	100
	Spring, 2009	25	28	15	30	3	100
Tunisia	Spring, 2013	60	11	7	20	2	100
	Spring, 2012	42	23	9	17	8	100
Indonesia	Spring, 2013	19	29	29	19	5	100
	Spring, 2011	19	23	30	21	7	100
	Spring, 2010	22	37	25	12	4	100
	Spring, 2009	22	39	30	8	2	100
	Spring, 2008	26	34	26	10	5	100
	Spring, 2006	16	27	37	17	3	100
Malaysia	Spring, 2013	23	39	16	6	16	100
Pakistan	Spring, 2013	39	28	11	7	15	100
	Spring, 2012	34	24	15	15	12	100
	Late Spring, 2011	41	22	8	8	21	100
	Spring, 2011	39	24	7	9	20	100
	Spring, 2010	37	28	8	9	16	100
	Spring, 2009	52	27	5	5	11	100
	Spring, 2008	54	18	6	6	16	100
	Spring, 2006	50	24	4	4	18	100
Nigeria	Spring, 2013	50	20	11	10	9	100
	Spring, 2010	47	29	12	11	2	100
Senegal	Spring, 2013	60	15	7	11	6	100

In Spring 2010, 2009, and 2008, this question was asked about the "the rise of Islamic extremism."

		Q36 ASK IF CONCERNED ABOUT ISLAMIC EXTREMISM: Which of the following concerns you most about Islamic extremism in our country today?							
		It is violent	It will lead to people having fewer personal freedoms and choices	It will divide the country	It will hurt the country's economy	None of these (Volunteered)	DK/Refused	Total	N=
Nigeria	Spring, 2013	56	15	10	14	3	2	100	729

		Q37 Which of the following three statements comes closer to your view?				
		Laws should strictly follow the teachings of the Quran	Laws should follow the values and principles of Islam but not strictly follow the teachings of the Quran	Laws should not be influenced by the teachings of the Quran	DK/Refused	Total
Nigeria	Spring, 2013	19	16	54	11	100

		Q41b And thinking about some political leaders and organizations in our country, please tell me if you have a very favorable, somewhat favorable, somewhat unfavorable, or very unfavorable opinion of: b. al Qaeda					
		Very favorable	Somewhat favorable	Somewhat unfavorable	Very unfavorable	DK/Refused	Total
Pakistan	Spring, 2013	2	11	12	34	41	100
	Spring, 2012	1	12	16	39	31	100
	Late Spring, 2011	2	10	11	44	33	100
	Spring, 2011	2	8	14	42	34	100
	Spring, 2010	2	16	16	37	28	100
	Spring, 2009	1	8	20	41	30	100
	Spring, 2008	9	16	14	20	41	100

		Q41d And thinking about some political leaders and organizations in our country, please tell me if you have a very favorable, somewhat favorable, somewhat unfavorable, or very unfavorable opinion of: d. The Taliban					
		Very favorable	Somewhat favorable	Somewhat unfavorable	Very unfavorable	DK/Refused	Total
Pakistan	Spring, 2013	2	9	13	51	23	100
	Spring, 2012	2	11	20	46	20	100
	Late Spring, 2011	2	10	14	49	24	100
	Spring, 2011	3	8	16	49	23	100
	Spring, 2010	2	13	20	45	19	100
	Spring, 2009	1	9	17	53	20	100
	Spring, 2008	12	15	14	19	40	100

		Q121 ASK MUSLIMS IN MUSLIM COUNTRIES ONLY: Some people think that suicide bombing and other forms of violence against civilian targets are justified in order to defend Islam from its enemies. Other people believe that, no matter what the reason, this kind of violence is never justified. Do you personally feel that this kind of violence is often justified to defend Islam, sometimes justified, rarely justified, or never justified?						
		Often justified	Sometimes justified	Rarely justified	Never justified	DK/Refused	Total	N=
Turkey	Spring, 2013	3	13	17	54	14	100	970
	Spring, 2011	2	5	14	60	19	100	979
	Spring, 2010	2	4	4	77	14	100	983
	Spring, 2009	1	3	5	74	17	100	988
	Spring, 2008	1	2	6	83	8	100	984
	Spring, 2007	3	13	9	56	19	100	943
	Spring, 2006	3	14	9	61	14	100	1001
	Spring, 2005	3	11	6	66	13	100	481
	Spring, 2004	6	9	9	67	9	100	995
	Summer, 2002	4	9	7	65	14	100	990
Egypt	Spring, 2013	10	15	34	39	2	100	905
	Spring, 2011	12	16	34	38	1	100	940
	Spring, 2010	8	12	34	46	0	100	938
	Spring, 2009	5	10	23	52	10	100	937
	Spring, 2008	4	9	40	40	8	100	937
	Spring, 2007	2	6	43	40	9	100	942
	Spring, 2006	8	20	25	45	3	100	936
Jordan	Spring, 2013	3	9	32	53	3	100	967
	Spring, 2011	4	9	31	55	2	100	971
	Spring, 2010	8	12	25	54	1	100	968
	Spring, 2009	4	8	26	56	6	100	963
	Spring, 2008	7	18	29	41	5	100	968
	Spring, 2007	6	17	27	42	8	100	965
	Spring, 2006	5	24	28	43	1	100	972
	Spring, 2005	24	33	31	11	1	100	478
	Summer, 2002	15	28	22	26	9	100	957
Lebanon	Spring, 2013	9	24	25	41	2	100	554
	Spring, 2011	12	23	25	39	0	100	553
	Spring, 2010	15	24	20	40	1	100	560
	Spring, 2009	13	25	18	44	0	100	570
	Spring, 2008	8	24	18	49	1	100	619
	Spring, 2007	9	25	20	46	1	100	624
	Spring, 2005	26	13	19	33	10	100	291
	Summer, 2002	48	26	9	12	6	100	588
Palest. ter.	Spring, 2013	37	25	12	16	10	100	798
	Spring, 2011	31	37	10	19	3	100	799
	Spring, 2009	36	32	14	17	2	100	1181
	Spring, 2007	41	29	11	6	12	100	796

		Q121 ASK MUSLIMS IN MUSLIM COUNTRIES ONLY: Some people think that suicide bombing and other forms of violence against civilian targets are justified in order to defend Islam from its enemies. Other people believe that, no matter what the reason, this kind of violence is never justified. Do you personally feel that this kind of violence is often justified to defend Islam, sometimes justified, rarely justified, or never justified?						
		Often justified	Sometimes justified	Rarely justified	Never justified	DK/Refused	Total	N=
Tunisia	Spring, 2013	5	7	6	77	6	100	997
Indonesia	Spring, 2013	1	5	12	81	2	100	931
	Spring, 2011	2	8	11	77	2	100	881
	Spring, 2010	4	11	13	69	2	100	898
	Spring, 2009	3	10	20	65	2	100	926
	Spring, 2008	3	8	13	74	3	100	919
	Spring, 2007	3	7	13	77	2	100	928
	Spring, 2006	2	8	18	71	1	100	909
	Spring, 2005	2	13	18	66	1	100	485
Malaysia	Spring, 2013	5	22	12	58	3	100	522
	Spring, 2007	4	22	18	51	5	100	447
Pakistan	Spring, 2013	1	2	4	89	4	100	1163
	Late Spring, 2011	3	2	3	85	6	100	1219
	Spring, 2011	2	2	1	89	5	100	1912
	Spring, 2010	4	4	5	80	7	100	1898
	Spring, 2009	3	2	3	87	5	100	1197
	Spring, 2008	1	4	10	81	4	100	1198
	Spring, 2007	4	5	9	72	10	100	1930
	Spring, 2006	7	7	8	69	8	100	1233
	Spring, 2005	12	13	18	46	11	100	476
	Spring, 2004	27	14	8	35	16	100	1183
	Summer, 2002	19	14	5	38	24	100	1982
Nigeria	Spring, 2013	2	6	7	78	7	100	434
	Spring, 2010	10	24	17	44	5	100	443
Senegal	Spring, 2013	11	7	14	50	18	100	748